



Valencia, Spain  
18-20 May 2007



Timing and Results by MST Systems Ltd

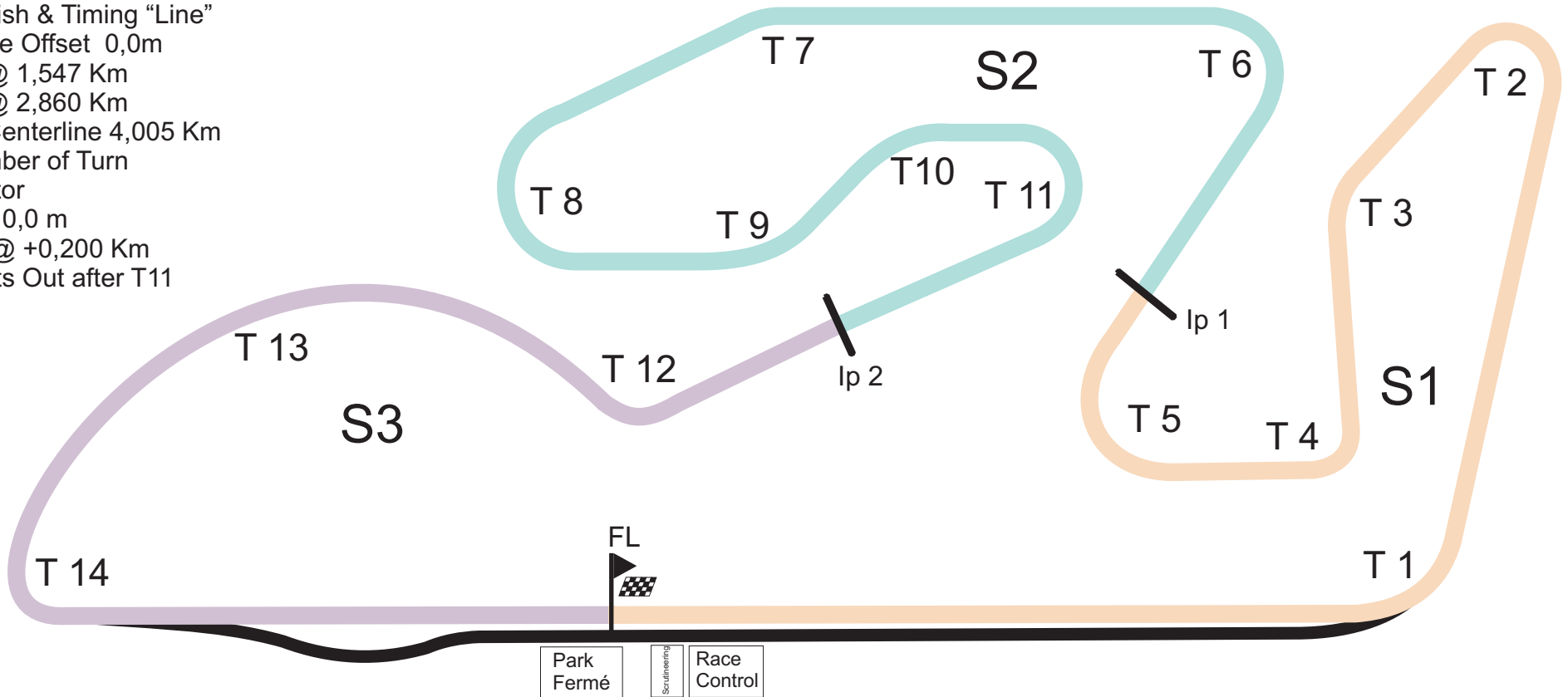
[www.fiawtcc.com](http://www.fiawtcc.com)

[www.mstworld.com](http://www.mstworld.com)



## Races 5 and 6 - Valencia 19 & 20 May 2007

- ▲ Start line
- ▣ Finish & Timing "Line"
- Start Line Offset 0,0m
- Int 1 = @ 1,547 Km
- Int 2 = @ 2,860 Km
- Circuit Centerline 4,005 Km
- T = Number of Turn
- S = Sector
- Pit In @ 0,0 m
- Pit Out @ +0,200 Km
- SC Lights Out after T11



## International Formula Master TESTING SESSION - TUESDAY AM

POS	NO	CL	NAME	NAT	ENTRY	TIME	LAPS	GAP	KPH
1	31		Luca PERSIANI	ITA	Scuderia Fama	1:27.865	30		164.09
2	18		Alberto COSTA	ITA	Euronova Racing	1:28.699	7	0.834	162.55
3	16		Maximilian GOETZ	GER	ISR	1:28.870	30	1.005	162.23
4	24		Arturo LLOBEL	ESP	Cram Competition	1:28.882	19	1.017	162.21
5	7		Kris VANDERDRIFT	NZL	J.D. Motorsport	1:29.303	7	1.438	161.45
6	12		Pablo SANCHEZ LOPEZ	MEX	Alan Racing	1:29.320	32	1.455	161.42
7	21		Frenkie PROVENZANO	ITA	ADM Motorsport	1:29.338	35	1.473	161.38
8	15		Salvatore GATTO	ITA	Alan Racing	1:29.513	29	1.648	161.07
9	33		Nick DE BRUIJN	NED	ADM Motorsport	1:29.722	12	1.857	160.69
10	2		Rahel FREY	SUI	Jenzer Motorsport	1:29.820	27	1.955	160.52
11	8		Kasper ANDERSEN	DEN	J.D. Motorsport	1:29.875	20	2.010	160.42
12	19		Pierre RAGUES	FRA	Euronova Racing	1:30.112	17	2.247	160.00
13	6		Claudio CANTELLI JR	BRA	J.D. Motorsport	1:30.216	24	2.351	159.81
14	14		Giuseppe TERRANOVA	ITA	Alan Racing	1:30.391	18	2.526	159.50
15	29		Johnny CECOTTO JR	VEN	Ombra Racing	1:30.482	11	2.617	159.34
16	28		John BARNES	GBR	John Village	1:30.651	32	2.786	159.05
17	26		Rolando AVILA	MAC	Cram Competition	1:30.758	17	2.893	158.86
18	34		Dominik SCHRAML	GER	ADM Motorsport	1:30.832	25	2.967	158.73
19	30		Dominick MUERMANS	NED	Ombra Racing	1:30.939	19	3.074	158.54
20	9		Marcello PUGLISI	ITA	Promotorsport	1:31.206	26	3.341	158.08
21	27		Tor GRAVES	GBR	John Village	1:31.284	9	3.419	157.94
22	11		Ignazio BELLUARDO	ITA	Promotorsport	1:31.362	9	3.497	157.81
23	32		Massimo TORRE	ITA	Scuderia Fama	1:31.413	18	3.548	157.72
24	10		Mattia PAVONI	ITA	Promotorsport	1:31.421	24	3.556	157.71
25	4		Oliver CAMPOS HULL	ESP	Jenzer Motorsport	1:31.755	7	3.890	157.13
26	22		Michele CALIENDO	ITA	ADM Motorsport	1:31.797	20	3.932	157.06
27	5		Nicolas MAULINI	SUI	NMRT - Maulini	1:32.227	26	4.362	156.33
28	3		Juho ANNALA	FIN	Jenzer Motorsport	1:33.268	19	5.403	154.58
29	25		Jerome D'AMBROSIO	BEL	Cram Competition	46:52.991	8	45:25.126	5.12

Weather/Track: Sun/Dry

Valencia  
Circuit Length = 4.0050 km.  
Start: 09:00 End: 13:00

Race Director:	Steward:	Timekeeper:
----------------	----------	-------------

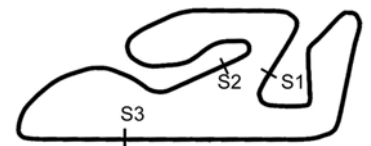
# International Formula Master Testing Tuesday AM - Sector Analysis Report

Lap S1 Time S1 Spd S2 Time S2 Spd S3 Time S3 Spd Lap Time Pit Lap S1 Time S1 Spd S2 Time S2 Spd S3 Time S3 Spd Lap Time Pit

2 FREY				SUI Jenzer Motorsport							
1			206.1	9:38.142	15	34.648	32.050	25.229	203.7	1:31.927	
2			207.6	1:32.562	16	34.609	31.729	24.860	206.8	1:31.198	
3			206.8	1:31.544	17	34.142	31.750	24.614	209.3	1:30.506	
4			206.8	1:32.064	18	33.953	31.649	29.322		1:34.924 Pit	
5	49:12.789	32.366	25.276	204.9	50:10.431	19	9:41.429	32.924	25.056	207.6	10:39.409
6	34.737	31.563	24.796	209.7	1:31.096	20	34.288	31.793	24.853	208.4	1:30.934
7	34.143	31.572	24.669	208.0	1:30.384	21	34.052	31.508	24.630	210.9	1:30.190
8	33.866	31.374	24.580	210.9	1:29.820	22	34.332	31.771	24.743		1:30.846
9	33.860	32.003	30.264		1:36.127 Pit	23	34.089	31.740	24.540	212.5	1:30.369
10	63:46.832	37.210	26.547		64:50.589	24	34.346	31.944	24.719	208.8	1:31.009
11	35.701	34.749	32.814		1:43.264 Pit	25	35.002	31.604	24.819	214.7	1:31.425
12	6:06.349	32.459	25.069	204.5	7:03.877	26	34.225	31.558	24.579	211.3	1:30.362
13	34.535	32.284	30.200		1:37.019 Pit	27	34.124	31.667	29.027		1:34.818 Pit
14	10:55.632	32.972	25.640		11:54.244						

3 ANNALA				FIN Jenzer Motorsport							
1		39.501	40.354	99:99.999 Pit	11	35.956	32.839	25.476	204.5	1:34.271	
2	8:56.942	36.637	28.031	203.7	10:01.610	12	35.825	32.577	25.425	207.6	1:33.827
3	38.327	34.431	27.104	204.9	1:39.862	13		1:09.987		206.5	1:36.780
4	36.378	33.993	26.173	206.8	1:36.544	14	35.642	32.813	25.437	206.8	1:33.892
5	35.516	33.411	25.847	206.8	1:34.774	15	34.980	33.008	25.280	205.7	1:33.268
6	35.339	32.784	25.685	207.2	1:33.808	16	35.291	32.708	25.323	206.1	1:33.322
7	36.580	32.628	25.301	208.4	1:34.509	17	35.023	32.991	25.683	206.1	1:33.697
8	35.522	33.023	25.677	208.4	1:34.222	18	35.870	34.279	25.998	205.3	1:36.147
9	35.543	32.787	35.028		1:43.358 Pit	19	35.848	36.323	38.693		1:50.864 Pit
10	19:31.165	35.481	26.211	205.3	20:32.857						

4 CAMPOS HULL				ESP Jenzer Motorsport						
1		42.719	32.197	99:99.999	5	38.779	32.292	25.884		1:36.955
2	43.246	38.899	28.003	1:50.148	6	34.829	31.587	25.339		1:31.755
3	39.666	33.510	27.078	1:40.254	7	34.825	31.691	37.165		1:43.681 Pit
4	36.100	31.917	25.776	203.3	1:33.793					



Circuit Length - 4.005 kilometres  
Circuit Ricardo Tormo  
Valencia

Weather/Track: Sun/Dry

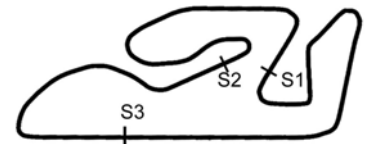
# International Formula Master Testing Tuesday AM - Sector Analysis Report

Lap S1 Time S1 Spd S2 Time S2 Spd S3 Time S3 Spd Lap Time Pit Lap S1 Time S1 Spd S2 Time S2 Spd S3 Time S3 Spd Lap Time Pit

5 MAULINI				SUI NMRT - Maulini							
1				9:12.060	15	35.974	32.438	25.330	207.6	1:33.742	
2			205.3	1:33.891	16		1:07.598		204.5	1:33.182	
3			212.5	1:33.916	17	37.748	32.657	36.360		1:46.765 Pit	
4			209.7	1:33.028	18	3:34.901	33.049	25.516	207.2	4:33.466	
5	1:07.003		208.4	1:32.227	19	35.491	32.558	25.338	207.6	1:33.387	
6	1:07.517		207.6	1:33.040	20	35.329	32.783	25.340	206.8	1:33.452	
7	1:07.073		209.3	1:32.356	21	35.453	32.439	25.269	206.8	1:33.161	
8	39.419		27.824	205.3	99:99.999	22	35.352	33.384	25.603	206.8	1:34.339
9	36.338	5:32.522	45.743		6:54.603 Pit	23	35.510	51.783	27.942	206.8	1:55.235
10	11:57.905	34.373	26.426	206.1	12:58.704	24	37.490	32.694	25.559	207.2	1:35.743
11	36.495	34.166	25.548	208.4	1:36.209	25	35.115	32.472	25.535	206.1	1:33.122
12	34.683	33.270	25.789	211.3	1:33.742	26	36.301	34.930	36.389		1:47.620 Pit
13	34.872	32.276	40.049		1:47.197 Pit						
14	9:08.454	34.774	26.092	182.4	10:09.320						

6 CANTELLI JR				BRA J.D. Motorsport							
1	44:02.749	32.060	24.982	208.4	44:59.791	14	33.869	31.617	24.730	1:30.216	
2	34.242	31.402	24.993		1:30.637	15		1:13.184		1:44.759 Pit	
3	34.769	31.396	24.833		1:30.998	16	6:31.858	37.690	26.377	7:35.925	
4	19:53.254	33.892	25.551		20:52.697	17	35.060	32.366	25.376	208.0	1:32.802
5	35.141	33.677	25.202		1:34.020	18	34.308	31.822	31.489		1:37.619 Pit
6	35.257	31.862	32.319		1:39.438 Pit	19	8:57.006	33.541	25.360		9:55.907
7	21:48.605	35.612	33.319		22:57.536 Pit	20	34.855	31.754	25.010		1:31.619
8	10:15.270	32.375	25.386		11:13.031	21	34.627	32.632	30.677		1:37.936 Pit
9	34.677	31.737	25.329	209.7	1:31.743	22	6:47.027	32.045	25.116		7:44.188
10	34.360	33.038	25.071		1:32.469	23	34.416	31.658	24.966	208.4	1:31.040
11	35.219	32.509	29.679		1:37.407 Pit	24	34.311	32.683	31.577		1:38.571 Pit
12	59:51.884	33.189	25.754	205.7	60:50.827						
13	34.837	31.817	24.982		1:31.636						

7 VANDERDRIFT				NZL J.D. Motorsport						
1	80:01.894	37.312	28.911		81:08.117	5	36.205	33.387	33.562	1:43.154 Pit
2	35.980	31.850	25.052	208.8	1:32.882	6	69:26.573	33.361	26.472	70:26.406
3	33.650	31.211	24.825		1:29.686	7	34.720	32.224	31.931	1:38.875 Pit
4	33.485	31.197	24.621		1:29.303					



Circuit Length - 4.005 kilometres  
Circuit Ricardo Tormo  
Valencia

Weather/Track: Sun/Dry

# International Formula Master

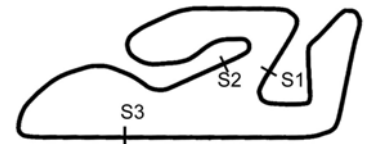
## Testing Tuesday AM - Sector Analysis Report

Lap S1 Time S1 Spd S2 Time S2 Spd S3 Time S3 Spd Lap Time Pit Lap S1 Time S1 Spd S2 Time S2 Spd S3 Time S3 Spd Lap Time Pit

8 ANDERSEN				DEN J.D. Motorsport						
1	35:40.558	31.653	25.202	36:37.413	12	34.010	31.632	24.707	1:30.349	
2	34.617	31.218	24.698	1:30.533	13	33.825	31.520	24.530	1:29.875	
3	34.401	30.992	25.179	1:30.572	14	33.885	33.308	32.533	1:39.726 Pit	
4	9:52.344	31.278	25.132	10:48.754	15	12:48.806	31.587	25.575	13:45.968	
5	34.275	31.390	24.608	1:30.273	16	34.163	31.986	24.545	1:30.694	
6	33.944	32.595	25.090	1:31.629	17	34.140	31.347	24.683	1:30.170	
7	34.392	31.396	24.563	1:30.351	18	34.344	34.836	25.061	1:34.241	
8	34.124	38.084	40.144	1:52.352 Pit	19	33.902	33.759	25.468	1:33.129	
9	59:07.300	33.286	25.491	204.5	60:06.077	20	33.990	31.913	35.724	1:41.627 Pit
10	35.382	31.391	24.920	1:31.693						
11	34.016	32.380	24.835	1:31.231						

9 PUGLISI				ITA Promotorsport							
1	71:09.873	33.499	26.303	72:09.675	15	34.433	31.888	25.108	202.2	1:31.429	
2	35.303	31.954	25.597	197.8	1:32.854	16	34.175	31.963	25.177	201.8	1:31.315
3	34.597	32.111	31.117	1:37.825 Pit	17	34.311	32.069	25.040	198.8	1:31.420	
4	29:53.573	32.748	25.393	30:51.714	18	34.818	33.095	31.303		1:39.216 Pit	
5	34.399	31.673	25.276	198.5	1:31.348	19	31:34.824	32.673	26.663	197.0	32:34.160
6	34.453	32.437	31.456	1:38.346 Pit	20	35.062	32.095	25.223	200.7	1:32.380	
7	11:45.843	32.637	25.616	198.8	12:44.096	21	34.686	31.838	25.188		1:31.712
8	34.590	31.991	25.317	200.3	1:31.898	22	35.071	32.244	36.378		1:43.693 Pit
9	34.779	31.872	25.196	198.1	1:31.847	23	6:26.686	32.323	25.773	199.6	7:24.782
10	34.246	32.118	25.659	198.8	1:32.023	24	35.233	32.421	31.912		1:39.566 Pit
11	34.190	31.943	25.073		1:31.206	25	7:18.135	32.928	26.269	198.1	8:17.332
12	35.014	32.317	28.458		1:35.789 Pit	26	34.857	33.851	30.760		1:39.468 Pit
13	26:35.045	32.952	25.833	200.3	27:33.830						
14	34.607	32.323	25.209	201.1	1:32.139						

10 PAVONI				ITA Promotorsport							
1				10:06.801	14	34.101	52.900	25.602	212.1	1:52.603	
2				1:41.320	15	34.419	32.216	25.036	208.8	1:31.671	
3				7:30.430	16	34.369	32.120	24.987	206.1	1:31.476	
4	6:03.269	32.732	26.521	202.6	7:02.522	17	35.446	32.750	25.572	206.5	1:33.768
5		33.504	26.338		99:99.999	18	35.467	32.701	25.116	210.1	1:33.284
6	35.240	32.222	25.636	206.5	1:33.098	19	34.641	31.985	25.248	208.0	1:31.874
7	34.646	31.550	25.340	208.0	1:31.536	20	3:40.904	38.715	36.447		4:56.066 Pit
8	34.206	32.099	25.116	207.6	1:31.421	21	18:53.597	36.124	25.541	205.3	19:55.262
9	34.843	31.585	25.230	206.5	1:31.658	22	35.309	31.910	25.416	205.7	1:32.635
10	34.757	31.825	25.173	206.8	1:31.755	23	34.850	31.797	25.042	206.5	1:31.689
11	35.017	33.044	36.361		1:44.422 Pit	24	34.586	31.832	25.131	205.3	1:31.549
12	26:27.542	33.282	25.617	206.1	27:26.441						
13	34.479	32.043	24.965	209.7	1:31.487						



Circuit Length - 4.005 kilometres  
Circuit Ricardo Tormo  
Valencia

Weather/Track: Sun/Dry

Printed at 13:10, Tuesday, 15 May, 2007

© MST Systems Ltd, 2005 (www.mstworld.com)

Page 3

# International Formula Master

## Testing Tuesday AM - Sector Analysis Report

Lap S1 Time S1 Spd S2 Time S2 Spd S3 Time S3 Spd Lap Time Pit Lap S1 Time S1 Spd S2 Time S2 Spd S3 Time S3 Spd Lap Time Pit

### 11 BELLUARDO ITA Promotorsport

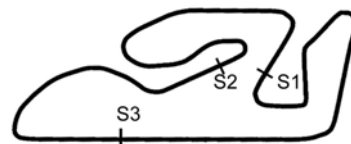
1		19:12.789		202.2	19:38.977	6		36.088		25.439	203.3	99:99.999
2	24:13.092	32.662		25.964	203.3	7	34.787	32.511		25.035	202.2	1:32.333
3	34.247	31.772		25.676	197.8	8	35.247	34.121		24.977	206.5	1:34.345
4	34.287	31.998		25.246	201.4	9	36.878	32.477		38.402		1:47.757 Pit
5	34.248	31.882		25.232	204.9							
					1:31.362							

### 12 SANCHEZ LOPEZ MEX Alan Racing

1		37.767		29.200	203.3	99:99.999	18	6:09.083		31.769		24.626	205.7	7:05.478
2	38.890	33.424		26.836	203.0	1:39.150	19	33.675		31.208		24.585	207.2	1:29.468
3	37.162	32.213		25.612	205.7	1:34.987	20	33.925		32.761		24.600	206.1	1:31.286
4	34.263	31.195		24.951	207.2	1:30.409	21	34.080		31.662		24.645	207.6	1:30.387
5	33.764	31.548		24.687	206.5	1:29.999	22	33.942		32.052		24.685	208.0	1:30.679
6	34.208	31.873		24.905	206.1	1:30.986	23	34.241		33.329		33.338		1:40.708 Pit
7	34.087	31.580		34.262		1:39.929 Pit	24	19:35.850		45.761		26.504	202.2	20:48.115
8	7:37.704	34.684		25.737	204.5	8:38.125	25	45.790		34.081		36.149		1:56.020 Pit
9	35.308	32.165		37.380		1:44.853 Pit	26	3:08.010		34.314		25.462	201.8	4:07.786
10	13:22.208	31.653		24.940	203.3	14:18.801	27	35.113		31.647		24.725	204.9	1:31.485
11	33.722	30.959		24.696	204.9	1:29.377	28	34.330		32.603		25.111	203.3	1:32.044
12	33.737	31.382		24.605	206.5	1:29.724	29	34.233		32.595		32.751	199.6	1:39.579
13	33.975	31.777		41.642		1:47.394 Pit	30	34.596		33.467		33.284		1:41.347 Pit
14	13:09.132	36.652		25.213	206.1	14:10.997	31	5:48.130		32.793		25.159	202.2	6:46.082
15	33.856	31.315		24.677	206.8	1:29.848	32	34.593		32.485		31.627		1:38.705 Pit
16	33.542	31.205		24.573	207.2	1:29.320								
17	34.315	33.374		33.630		1:41.319 Pit								

### 14 TERRANOVA ITA Alan Racing

1		36.130		26.922	203.3	99:99.999	11	2:42.527		32.300		32.153		3:46.980 Pit
2	37.215	32.068		25.137	206.8	1:34.420	12	4:55.976		31.972		24.596	210.1	5:52.544
3	34.373	32.040		24.986	206.5	1:31.399	13	34.572		31.661		24.810	205.7	1:31.043
4	34.398	32.442		24.961	205.3	1:31.801	14	34.820		31.796		24.645	206.8	1:31.261
5	34.553	31.836		24.943	205.7	1:31.332	15	34.108		31.664		24.619	207.6	1:30.391
6	34.595	32.299		24.948	205.3	1:31.842	16	34.262		32.477		31.410		1:38.149 Pit
7	34.738	34.664		35.730		1:45.132 Pit	17	2:36.052		31.828		24.607	204.9	3:32.487
8	67:12.831	33.798		25.495	203.3	68:12.124	18	34.817		31.942		40.437		1:47.196 Pit
9	34.400	31.601		24.621	206.8	1:30.622								
10	34.466	31.720		24.653	206.5	1:30.839								



Circuit Length - 4.005 kilometres  
Circuit Ricardo Tormo  
Valencia

Weather/Track: Sun/Dry

Printed at 13:10, Tuesday, 15 May, 2007

© MST Systems Ltd, 2005 (www.mstworld.com)

Page 4

# International Formula Master

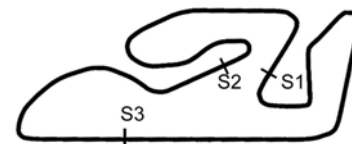
## Testing Tuesday AM - Sector Analysis Report

Lap S1 Time S1 Spd S2 Time S2 Spd S3 Time S3 Spd Lap Time Pit Lap S1 Time S1 Spd S2 Time S2 Spd S3 Time S3 Spd Lap Time Pit

15 GATTO				ITA Alan Racing					
1	68:50.628	40.276	28.796 201.4	69:59.700	16	30:58.376	32.355	24.889 207.2	31:55.620
2	38.362	39.264	25.660 208.0	1:43.286	17	34.257	31.229	24.743 207.6	1:30.229
3	34.560	32.054	24.730 209.3	1:31.344	18	33.928	31.430	24.545 206.5	1:29.903
4	39.134	34.389	24.792 209.3	1:38.315	19	34.912	32.261	24.752 209.7	1:31.925
5	38.251	37.264	36.182	1:51.697 Pit	20	34.006	31.425	24.644 208.4	1:30.075
6	34:26.142	33.421	25.271 207.6	35:24.834	21	33.990	31.432	24.580 208.0	1:30.002
7	34.295	31.520	25.017 207.6	1:30.832	22	38.825	35.853	24.750 206.1	1:39.428
8	33.646	31.260	24.607 208.8	1:29.513	23	40.310	32.357	34.718	1:47.385 Pit
9	34.076	35.619	25.008 209.7	1:34.703	24	17:00.385	32.099	24.879 205.7	17:57.363
10	37.362	34.007	32.995	1:44.364 Pit	25	34.108	31.476	24.658 206.8	1:30.242
11	13:11.574	32.977	24.985 207.2	14:09.536	26	41.581	32.169	37.231	1:50.981 Pit
12	34.058	31.426	24.732 207.2	1:30.216	27	3:33.574	31.489	24.853 206.1	4:29.916
13	33.989	31.360	24.606 208.4	1:29.955	28	33.945	31.282	24.908 204.1	1:30.135
14	33.972	35.949	25.352 209.3	1:35.273	29	37.771	36.659	34.081	1:48.511 Pit
15	33.927	34.290	32.939	1:41.156 Pit					

16 GOETZ				GER ISR					
1			207.6	9:09.932	17	33.467	31.793	24.531 210.5	1:29.791
2			210.1	1:31.141	18	33.920	31.818	24.703 210.5	1:30.441
3			211.7	1:29.976	19	34.225	32.090	32.748	1:39.063 Pit
4			210.1	1:29.216	20	10:49.532	31.779	24.866 208.4	11:46.177
5	1:04.467		210.1	1:28.922	21	34.238	31.567	24.940 208.8	1:30.745
6	1:11.825		210.1	1:36.449	22	40.205	34.417	33.298	1:47.920 Pit
7	1:05.391		209.3	1:31.112	23	6:52.431	31.803	25.015 209.7	7:49.249
8	32.870		25.430 206.8	99:99.999	24	34.136	32.917	24.632 208.8	1:31.685
9	33.758	31.356	24.600 209.3	1:29.714	25	34.191	31.755	24.786 208.8	1:30.732
10	33.262	31.203	24.405 209.7	1:28.870	26	34.014	31.832	24.679 207.2	1:30.525
11	33.462	31.246	24.405 210.1	1:29.113	27	34.577	32.609	24.872 208.8	1:32.058
12	33.309	31.625	24.817 212.5	1:29.751	28	34.460	32.671	25.239 212.1	1:32.370
13	33.759	31.485	24.524 208.4	1:29.768	29	34.806	32.306	24.820 208.4	1:31.932
14	33.721	31.419	24.621 208.8	1:29.761	30	34.901	32.541	29.715	1:37.157 Pit
15	33.542	31.279	24.598 209.7	1:29.419					
16	33.534	31.463	24.446 210.5	1:29.443					

18 COSTA				ITA Euronova Racing					
1	25:39.438	35.108	26.378 204.1	26:40.924	5		43.051	31.206 183.6	99:99.999
2	36.470	31.956	24.909	1:33.335	6	38.955	32.727	25.023 205.3	1:36.705
3	34.533	31.178	24.286 208.4	1:29.997	7	34.690	45.588	57.692	2:17.970 Pit
4	33.800	30.787	24.112	1:28.699					



Weather/Track: Sun/Dry

Circuit Length - 4.005 kilometres  
Circuit Ricardo Tormo  
Valencia

Printed at 13:10, Tuesday, 15 May, 2007

© MST Systems Ltd, 2005 (www.mstworld.com)

Page 5



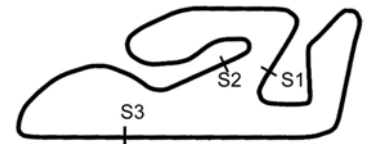
# International Formula Master Testing Tuesday AM - Sector Analysis Report

Lap S1 Time S1 Spd S2 Time S2 Spd S3 Time S3 Spd Lap Time Pit Lap S1 Time S1 Spd S2 Time S2 Spd S3 Time S3 Spd Lap Time Pit

19 RAGUES				FRA Euronova Racing				
1		32.403	25.020 204.9	99:99.999	10 16:54.490	32.638	26.078 206.1	17:53.206
2	34.785	31.583	24.523 207.6	1:30.891	11 34.684	31.636	24.737 205.7	1:31.057
3	41.765	39.266	40.937	2:01.968 Pit	12 34.383	31.656	24.571 206.5	1:30.610
4	5:02.384	31.972	24.901 206.5	5:59.257	13 34.125	31.353	32.361	1:37.839 Pit
5	34.785	31.352	24.620 207.2	1:30.757	14 10:15.857	32.664	24.866 205.3	11:13.387
6	34.018	32.821	24.584 208.0	1:31.423	15 34.396	31.523	24.563 206.8	1:30.482
7	33.723	31.866	24.523 209.3	1:30.112	16 33.803	31.774	24.709 205.3	1:30.286
8	33.940	31.883	24.497 209.3	1:30.320	17 33.948	31.520	28.474	1:33.942 Pit
9	34.092	31.607	30.077	1:35.776 Pit				

21 PROVENZANO				ITA ADM Motorsport				
1			207.2	10:38.496	19 34.131	31.549	24.727 208.4	1:30.407
2			210.1	1:31.922	20 34.474	32.080	24.907 210.1	1:31.461
3			209.7	1:31.714	21 79:54.202	34.310	25.911 206.8	80:54.423
4	1:05.439			1:30.876	22 34.850	32.387	25.154 207.6	1:32.391
5	1:06.253		204.9	1:31.306	23 33.821	31.102	24.588 208.0	1:29.511
6	9:24.084	31.858	25.102	10:21.044	24 33.456	31.433	24.449 209.3	1:29.338
7	34.293	31.347	24.978	1:30.618	25 33.398	31.435	24.691 205.3	1:29.524
8	34.061	31.550	24.842 210.1	1:30.453	26 34.035	31.886	31.774	1:37.695 Pit
9	34.222	31.669	24.776	1:30.667	27 17:09.613	31.804	24.776 205.3	18:06.193
10	16:19.173	31.689	25.095 208.0	17:15.957	28 33.774	31.344	24.579 206.1	1:29.697
11	6:14.067	31.325	24.780 211.7	7:10.172	29 34.015	31.244	34.000	1:39.259 Pit
12	34.464	31.624	24.801 207.6	1:30.889	30 7:30.609	31.767	25.453 210.1	8:27.829
13		1:09.945		1:40.983 Pit	31 34.304	32.307	24.953 205.7	1:31.564
14	13:05.276	31.731	24.751 209.3	14:01.758	32 34.932	31.566	24.816 206.5	1:31.314
15	34.120	31.475	24.838 210.5	1:30.433	33 34.252	31.445	24.845 205.7	1:30.542
16	33.986	31.416	24.799 211.3	1:30.201	34 34.205	31.652	24.861 206.5	1:30.718
17	33.979	32.733	30.580	1:37.292 Pit	35 35.269	32.546	29.945	1:37.760 Pit
18	10:25.397	31.880	24.961	11:22.238				

22 CALIENDO				ITA ADM Motorsport			
1			37:13.403		12		1:37.803 Pit
2			1:41.652		13		99:99.999
3			11:45.682		14		1:34.583
4			1:37.210		15		1:33.994
5			1:34.026		16		1:47.012 Pit
6			2:02.688 Pit		17		4:14.675
7			12:34.978		18		1:34.151
8			1:35.282		19		1:34.198
9			1:32.964		20		1:44.462 Pit
10			1:33.956				
11			1:31.797				



Circuit Length - 4.005 kilometres  
Circuit Ricardo Tormo  
Valencia

Weather/Track: Sun/Dry

# International Formula Master

## Testing Tuesday AM - Sector Analysis Report

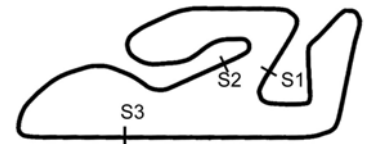
Lap S1 Time S1 Spd S2 Time S2 Spd S3 Time S3 Spd Lap Time Pit Lap S1 Time S1 Spd S2 Time S2 Spd S3 Time S3 Spd Lap Time Pit

24 LLOBEL				ESP Cram Competition					
1			208.4	16:31.579	11	40.490	36.121	36.176	1:52.787 Pit
2		1:05.456	206.8	1:30.073	12	3:50.300	32.015	24.926 208.0	4:47.241
3	12:22.673	31.380	24.627	13:18.680	13	34.253	31.671	24.639 207.6	1:30.563
4	33.695	31.414	24.748	1:29.857	14	34.238	31.401	24.597 207.6	1:30.236
5	<b>33.425</b>	<b>30.987</b>	24.520	1:28.932	15	34.276	31.956	24.799 208.4	1:31.031
6	33.446	31.053	<b>24.383</b> 205.3	<b>1:28.882</b>	16	34.080	31.686	24.583 207.6	1:30.349
7		36.785	34.318	99:99.999 Pit	17	34.163	31.565	24.664 206.1	1:30.392
8	8:10.523	44.460	29.156 204.1	9:24.139	18	33.958	31.737	24.921 205.7	1:30.616
9	34.829	37.645	24.748 <b>207.2</b>	1:37.222	19	35.434	32.753	29.773	1:37.960 Pit
10	33.928	31.654	24.801 <b>210.9</b>	1:30.383					

25 D'AMBROSIO				BEL Cram Competition					
1	58:20.482	34.281	33.362	59:28.125 Pit	6	23:50.839	33.522	28.767	24:53.128 Pit
2	4:02.350	33.980	32.646	5:08.976 Pit	7	56:15.587	33.974	25.576	57:15.137
3	45:54.434	32.982	<b>25.575</b> 207.2	46:52.991	8	34.876	32.809	30.799	1:38.484 Pit
4	<b>34.689</b>	<b>32.139</b>	30.236	<b>1:37.064</b> Pit					
5	18:17.786	33.634	31.730	19:23.150 Pit					

26 AVILA				MAC Cram Competition					
1	66:42.541	33.252	34.786	67:50.579 Pit	10	34.494	32.512	25.249 207.6	1:32.255
2	2:02.359	31.806	25.272	2:59.437	11	34.371	32.236	33.841	1:40.448 Pit
3	35.098	<b>31.319</b>	<b>24.768</b> 206.8	1:31.185	12	9:17.720	33.735	25.485 206.1	10:16.940
4	34.412	31.553	24.793	<b>1:30.758</b>	13	34.678	31.744	25.329	1:31.751
5	34.171	31.323	50.307	1:55.801 Pit	14	<b>34.123</b>	31.652	25.417 <b>208.8</b>	1:31.192
6	94:06.486	33.162	25.381 206.5	95:05.029	15	36.161	34.406	34.525	1:45.092 Pit
7	34.728	31.686	25.024 206.8	1:31.438	16	7:28.784	31.849	24.985	8:25.618
8	34.693	1:55.914	32.760	3:03.367 Pit	17	34.448	1:48.041	32.109	2:54.598 Pit
9	7:35.296	32.188	25.080	8:32.564					

27 GRAVES				GBR John Village					
1		15:38.521	204.5	16:10.646	6	35.370	31.398	<b>25.062</b> <b>210.9</b>	1:31.830
2		1:17.886	207.2	1:45.511	7	<b>34.856</b>	<b>31.339</b>	25.089	<b>1:31.284</b>
3		1:09.566	208.8	1:36.886	8		42.963	40.794	99:99.999 Pit
4		4:25.654	207.6	4:51.917	9	9:58.633	53.177	42.079	11:33.889 Pit
5	35.345	31.875	25.333 210.5	1:32.553					



Circuit Length - 4.005 kilometres  
Circuit Ricardo Tormo  
Valencia

Weather/Track: Sun/Dry

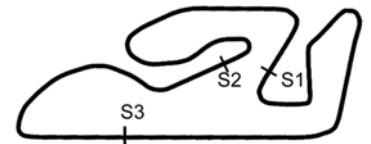
# International Formula Master Testing Tuesday AM - Sector Analysis Report

Lap S1 Time S1 Spd S2 Time S2 Spd S3 Time S3 Spd Lap Time Pit Lap S1 Time S1 Spd S2 Time S2 Spd S3 Time S3 Spd Lap Time Pit

28 BARNES				GBR John Village							
1	43:08.741	35.205	27.010	44:10.956	18	34.887	31.910	25.074	206.5	1:31.871	
2	5:02.102	33.521	26.108	203.0	6:01.731	19	34.544	32.070	25.025	206.8	1:31.639
3	35.521	32.850	25.393	205.3	1:33.764	20	35.552	32.096	32.026		1:39.674 Pit
4	35.041	31.976	25.347	205.3	1:32.364	21	12:38.351	33.400	26.331	206.8	13:38.082
5	34.766	31.697	25.097	208.4	1:31.560	22	34.790	32.420	25.263	205.7	1:32.473
6	34.485	31.923	24.887	207.6	1:31.295	23	34.133	31.700	25.054	204.9	1:30.887
7		2:01.794			2:36.789 Pit	24	34.173	31.913	24.836	207.2	1:30.922
8	10:25.913	33.862	26.219	204.1	11:25.994	25	34.602	31.953	30.887		1:37.442 Pit
9	35.244	32.187	25.303	206.1	1:32.734	26	55:38.580	34.170	26.416	202.6	56:39.166
10	34.143	32.244	25.005	207.6	1:31.392	27	35.322	32.646	25.395	204.5	1:33.363
11	34.085	31.852	24.714	209.7	1:30.651	28	34.860	32.285	25.239	204.1	1:32.384
12	34.180	31.929	25.051	206.1	1:31.160	29	37.281	34.546	38.061		1:49.888 Pit
13	35.828	49.656	31.422		1:56.906 Pit	30	5:01.079	33.099	26.410	203.7	6:00.588
14	32:23.579	34.435	26.436	202.2	33:24.450	31	35.613	32.527	25.271	204.9	1:33.411
15	35.935	35.047	25.425	207.2	1:36.407	32	34.429	32.074	31.603		1:38.106 Pit
16	34.952	32.574	25.325	206.1	1:32.851						
17	34.820	32.192	25.026	205.3	1:32.038						

29 CECOTTO JR				VEN Ombra Racing							
1		23:32.253	206.1	23:57.679	7	34.186	31.850	24.959	209.3	1:30.995	
2	11:53.321	32.269	25.279	202.6	12:50.869	8	34.216	31.927	25.170	208.0	1:31.313
3	34.774	31.548	25.005	207.2	1:31.327	9	34.280	31.545	24.657	206.5	1:30.482
4	6:53.799	31.662	24.945	207.6	7:50.406	10	34.494	31.829	33.912		1:40.235 Pit
5	34.483	32.023	25.072	207.2	1:31.578	11	59:56.274	34.234	26.230	180.3	60:56.738
6	34.538	31.629	25.038	205.7	1:31.205						

30 MUERMANS				NED Ombra Racing							
1		15:15.586	204.1	15:41.375	11	34.680	32.886	31.616		1:39.182 Pit	
2		1:07.432	208.0	1:32.542	12	17:05.543	32.385	32.341		18:10.269 Pit	
3		1:06.269	205.3	1:31.169	13	48:58.575	33.261	25.813	202.6	49:57.649	
4	6:31.768	31.874	24.707	205.3	7:28.349	14	35.006	31.542	25.415	203.0	1:31.963
5	34.468	32.079	24.602		1:31.149	15	34.617	31.733	25.163	206.1	1:31.513
6	34.324	31.847	24.768		1:30.939	16	34.689	31.712	24.949	205.7	1:31.350
7	35.370	31.837	24.736	206.8	1:31.943	17	35.001	37.502	30.840		1:43.343 Pit
8	15:41.905	31.831	24.647	206.5	16:38.383	18	14:44.327	32.011	25.019	203.7	15:41.357
9	35.035	31.568	24.893	204.5	1:31.496	19	35.371	31.795	25.454	204.5	1:32.620
10	34.844	32.215	25.981	207.6	1:33.040						



Weather/Track: Sun/Dry

Circuit Length - 4.005 kilometres  
Circuit Ricardo Tormo  
Valencia

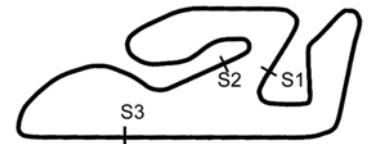
# International Formula Master Testing Tuesday AM - Sector Analysis Report

Lap S1 Time S1 Spd S2 Time S2 Spd S3 Time S3 Spd Lap Time Pit Lap S1 Time S1 Spd S2 Time S2 Spd S3 Time S3 Spd Lap Time Pit

31 PERSIANI				ITA Scuderia Fama							
1		15:36.321		207.6	16:01.962	17	32.982	37.559	27.864	211.7	1:38.405
2		1:06.473		206.5	1:31.248	18	33.281	30.950	24.370	209.3	1:28.601
3		1:04.883		208.0	1:29.741	19	37.832	33.714	30.516		1:42.062 Pit
4	10:26.763	33.469	25.403		11:25.635	20		33.993	25.691	206.1	99:99.999
5	33.841	31.090	24.657		1:29.588	21	34.324	31.519	24.894	208.0	1:30.737
6	33.369	30.777	24.520		1:28.666	22	33.731	31.209	35.082		1:40.022 Pit
7	21:14.934	36.532	25.908	208.0	22:17.374	23	8:23.471	33.487	25.199	207.2	9:22.157
8	33.455	30.980	24.607	210.9	1:29.042	24	34.010	31.925	25.161	209.7	1:31.096
9	33.806	34.811	25.184	211.3	1:33.801	25	33.937	31.350	25.041	207.2	1:30.328
10	33.301	30.916	24.431	210.9	1:28.648	26	33.914	31.358	24.780	207.2	1:30.052
11	33.304	31.036	24.524	210.5	1:28.864	27	34.005	31.711	24.886	208.4	1:30.602
12	33.911	31.485	33.321		1:38.717 Pit	28	33.953	31.402	24.861	208.4	1:30.216
13	5:18.269	34.879	26.543	207.6	6:19.691	29	34.070	34.496	25.292	206.8	1:33.858
14	33.514	30.921	24.384	210.9	1:28.819	30	34.497	33.563	32.913		1:40.973 Pit
15	33.047	30.710	24.348	209.7	1:28.105						
16	32.965	30.646	24.254	212.1	1:27.865						

32 TORRE				ITA Scuderia Fama							
1	55:01.673	36.420	29.057	200.0	56:07.150	11		34.074	25.899	202.2	99:99.999
2	40.799	35.307	27.552	202.2	1:43.658	12	35.972	34.180	24.965		1:35.117
3	39.086	33.490	26.088		1:38.664	13	35.091	31.615	24.766	207.6	1:31.472
4	37.846	33.007	25.520		1:36.373	14	34.907	31.580	33.405		1:39.892 Pit
5	38.904	32.660	25.767		1:37.331	15	7:57.836	32.505	25.378	206.8	8:55.719
6	35.933	31.951	25.239	209.7	1:33.123	16	36.385	34.202	32.193		1:42.780 Pit
7	35.179	31.724	25.210		1:32.113	17	3:10.579	31.897	25.263	205.3	4:07.739
8	35.575	31.688	24.779		1:32.042	18	34.606	31.563	25.244		1:31.413
9	34.921	32.106	25.246	206.5	1:32.273						
10	36.664	34.158	33.019		1:43.841 Pit						

33 DE BRUIJN				NED ADM Motorsport							
1				81:52.747		8					29:21.226
2				4:41.625 Pit		9					1:30.464
3				35:04.365		10					1:30.149
4				1:31.189		11					1:29.722
5				1:30.051		12					1:34.108 Pit
6				1:30.257							
7				1:33.831 Pit							



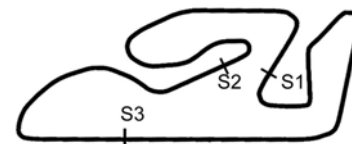
Circuit Length - 4.005 kilometres  
Circuit Ricardo Tormo  
Valencia

Weather/Track: Sun/Dry

# International Formula Master Testing Tuesday AM - Sector Analysis Report

Lap S1 Time S1 Spd S2 Time S2 Spd S3 Time S3 Spd Lap Time Pit Lap S1 Time S1 Spd S2 Time S2 Spd S3 Time S3 Spd Lap Time Pit

34 SCHRAML				GER	ADM Motorsport				
1				32:01.095	14				1:32.306
2				1:33.601	15				1:34.066
3				1:31.153	16				1:31.149
4				1:32.264	17				3:10.885 <i>Pit</i>
5				19:58.103	18				16:43.884
6				1:31.450	19				1:31.828
7				1:30.954	20				1:31.303
8				1:30.832	21				1:31.534
9				1:56.974 <i>Pit</i>	22				1:40.014 <i>Pit</i>
10				15:03.038	23				45:54.171
11				1:31.576	24				1:32.831
12				1:44.862 <i>Pit</i>	25				1:31.358
13				24:43.333					



Weather/Track: Sun/Dry

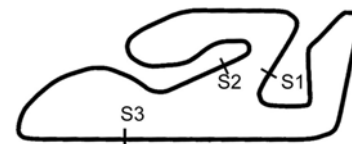
Printed at 13:10, Tuesday, 15 May, 2007  
© MST Systems Ltd, 2005 (www.mstworld.com)

Circuit Length - 4.005 kilometres  
Circuit Ricardo Tormo  
Valencia

# International Formula Master

## Testing Tuesday AM - Best Sector Speeds Report

SECTOR 1		SECTOR 2		SECTOR 3			
POS	NO SPEED TRAP AVAILABLE	NO SPEED TRAP AVAILABLE	NO SPEED TRAP AVAILABLE	NO	NAME	SPEED	LAP
				2	FREY	214.7	25
				5	MAULINI	212.5	3
				16	GOETZ	212.5	12
				10	PAVONI	212.1	14
				31	PERSIANI	212.1	16
				21	PROVENZANO	211.7	11
				24	LLOBEL	210.9	10
				27	GRAVES	210.9	6
				14	TERRANOVA	210.1	12
				6	CANTELLI JR	209.7	9
				15	GATTO	209.7	9
				28	BARNES	209.7	11
				32	TORRE	209.7	6
				19	RAGUES	209.3	7
				29	CECOTTO JR	209.3	7
				7	VANDERDRIF	208.8	2
				26	AVILA	208.8	14
				3	ANNALA	208.4	7
				18	COSTA	208.4	3
				12	SANCHEZ LOP	208.0	22
				30	MUERMANS	208.0	2
				25	D'AMBROSIO	207.2	3
				11	BELLUARDO	206.5	8
				8	ANDERSEN	204.5	9
				4	CAMPOS HUL	203.3	4
				9	PUGLISI	202.2	15



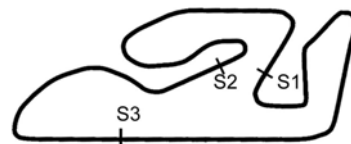
Weather/Track: Sun/Dry

Circuit Length - 4.005 kilometres  
Circuit Ricardo Tormo  
Valencia

## International Formula Master Testing Tuesday AM - Best Sector Times Report

POS	NO	SECTOR 1		SECTOR 2		SECTOR 3		IDEAL/BEST LAP COMPARISON							
		TIME	LAP	NO	TIME	LAP	NO	TIME	LAP	NO	NAME	IDEAL	BEST	LAP	DIFF
1	31	32.965	16	31	30.646	16	18	24.112	4	31	PERSIANI	1:27.865	1:27.865	16	+ 0.000
2	16	33.262	10	18	30.787	4	31	24.254	16	18	COSTA	1:28.699	1:28.699	4	+ 0.000
3	21	33.398	25	12	30.959	11	24	24.383	6	24	LLOBEL	1:28.795	1:28.882	6	+ 0.087
4	24	33.425	5	24	30.987	5	16	24.405	10	16	GOETZ	1:28.870	1:28.870	10	+ 0.000
5	7	33.485	4	8	30.992	3	21	24.449	24	21	PROVENZAN	1:28.949	1:29.338	24	+ 0.389
6	12	33.542	16	21	31.102	23	19	24.497	8	12	SANCHEZ LO	1:29.074	1:29.320	16	+ 0.246
7	15	33.646	8	7	31.197	4	8	24.530	13	7	VANDERDRI	1:29.303	1:29.303	4	+ 0.000
8	19	33.723	7	16	31.203	10	2	24.540	23	8	ANDERSEN	1:29.347	1:29.875	13	+ 0.528
9	18	33.800	4	15	31.229	17	15	24.545	18	15	GATTO	1:29.420	1:29.513	8	+ 0.093
10	8	33.825	13	26	31.319	3	12	24.573	16	19	RAGUES	1:29.572	1:30.112	7	+ 0.540
11	2	33.860	9	27	31.339	7	14	24.596	12	2	FREY	1:29.774	1:29.820	8	+ 0.046
12	6	33.869	14	19	31.352	5	30	24.602	5	6	CANTELLI J	1:29.995	1:30.216	14	+ 0.221
13	28	34.085	11	2	31.374	8	7	24.621	4	26	AVILA	1:30.210	1:30.758	4	+ 0.548
14	10	34.101	14	6	31.396	3	29	24.657	9	14	TERRANOVA	1:30.305	1:30.391	15	+ 0.086
15	14	34.108	15	30	31.542	14	28	24.714	11	29	CECOTTO JR	1:30.388	1:30.482	9	+ 0.094
16	26	34.123	14	29	31.545	9	6	24.730	14	30	MUERMANS	1:30.468	1:30.939	6	+ 0.471
17	9	34.175	16	10	31.550	7	32	24.766	13	28	BARNES	1:30.496	1:30.651	11	+ 0.155
18	29	34.186	7	32	31.563	18	26	24.768	3	10	PAVONI	1:30.616	1:31.421	8	+ 0.805
19	11	34.247	3	4	31.587	6	10	24.965	13	9	PUGLISI	1:30.888	1:31.206	11	+ 0.318
20	30	34.324	6	14	31.601	9	11	24.977	8	32	TORRE	1:30.935	1:31.413	18	+ 0.478
21	32	34.606	18	9	31.673	5	9	25.040	17	11	BELLUARDO	1:30.996	1:31.362	5	+ 0.366
22	5	34.683	12	28	31.697	5	27	25.062	6	27	GRAVES	1:31.257	1:31.284	7	+ 0.027
23	25	34.689	4	11	31.772	3	5	25.269	21	4	CAMPOS HU	1:31.751	1:31.755	6	+ 0.004
24	4	34.825	7	25	32.139	4	3	25.280	15	5	MAULINI	1:32.228	1:32.227	5	+ 0.001
25	27	34.856	7	5	32.276	13	4	25.339	6	25	D'AMBROSI	1:32.403	1:37.064	4	+ 4.661
26	3	34.980	15	3	32.577	12	25	25.575	3	3	ANNALA	1:32.837	1:33.268	15	+ 0.431

'Perfect Lap' - 1:27.723



Circuit Length - 4.005 kilometres  
Circuit Ricardo Tormo  
Valencia

Weather/Track: Sun/Dry

## International Formula Master TESTING SESSION - TUESDAY PM

POS	NO	CL	NAME	NAT	ENTRY	TIME	LAPS	GAP	KPH
1	25		Jerome D'AMBROSIO	BEL	Cram Competition	1:28.799	40		162.36
2	16		Maximilian GOETZ	GER	ISR	1:28.851	15	0.052	162.27
3	19		Pierre RAGUES	FRA	Euronova Racing	1:28.894	25	0.095	162.19
4	24		Arturo LLOBEL	ESP	Cram Competition	1:29.026	28	0.227	161.95
5	7		Chris VANDERDRIFT	NZL	J.D. Motorsport	1:29.436	25	0.637	161.21
6	18		Alberto COSTA	ITA	Euronova Racing	1:29.531	4	0.732	161.03
7	8		Kasper ANDERSEN	DEN	J.D. Motorsport	1:29.551	30	0.752	161.00
8	26		Rodolfo AVILA	MAC	Cram Competition	1:29.880	20	1.081	160.41
9	21		Frankie PROVENZANO	ITA	ADM Motorsport	1:30.076	13	1.277	160.06
10	15		Salvatore GATTO	ITA	Alan Racing	1:30.184	30	1.385	159.87
11	11		Ignazio BELLUARDO	ITA	Promotorsport	1:30.256	31	1.457	159.74
12	28		Jon BARNES	GBR	John Village	1:30.270	31	1.471	159.72
13	6		Claudio CANTELLI JR	BRA	J.D. Motorsport	1:30.360	24	1.561	159.56
14	33		Nick DE BRUIJN	NED	ADM Motorsport	1:30.386	9	1.587	159.51
15	10		Mattia PAVONI	ITA	Promotorsport	1:30.426	22	1.627	159.44
16	29		Johnny CECOTTO JR	VEN	Ombra Racing	1:30.485	16	1.686	159.34
17	31		Luca PERSIANI	ITA	Scuderia Fama	1:30.554	12	1.755	159.22
18	4		Oliver CAMPOS HULL	ESP	Jenzer Motorsport	1:30.713	28	1.914	158.94
19	14		Giuseppe TERRANOVA	ITA	Alan Racing	1:30.775	14	1.976	158.83
20	12		Pablo SANCHEZ LOPEZ	MEX	Alan Racing	1:30.782	21	1.983	158.82
21	3		Juho ANNALA	FIN	Jenzer Motorsport	1:30.898	31	2.099	158.61
22	32		Massimo TORRE	ITA	Scuderia Fama	1:31.080	18	2.281	158.30
23	2		Rahel FREY	SUI	Jenzer Motorsport	1:31.309	21	2.510	157.90
24	9		Marcello PUGLISI	ITA	Promotorsport	1:31.910	21	3.111	156.87
25	30		Dominick MUERMANS	NED	Ombra Racing	1:32.370	18	3.571	156.09
26	5		Nicolas MAULINI	SUI	NMRT - Maulini	1:32.483	38	3.684	155.89
27	20		Adrian CAMPOS JR	ESP	Euronova Racing	1:32.930	10	4.131	155.14
28	34		Dominik SCHRAML	GER	ADM Motorsport	1:35.809	6	7.010	150.48

Weather/Track: Sun/Dry

Valencia  
Circuit Length = 4.0050 km.  
Start: 14:00 End: 17:10

Race Director:	Steward:	Timekeeper:
----------------	----------	-------------



# International Formula Master

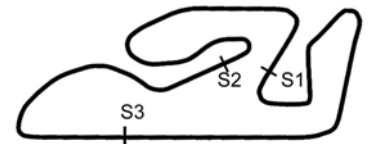
## Testing Tuesday PM - Sector Analysis Report

Lap S1 Time S1 Spd S2 Time S2 Spd S3 Time S3 Spd Lap Time Pit Lap S1 Time S1 Spd S2 Time S2 Spd S3 Time S3 Spd Lap Time Pit

2 FREY				SUI Jenzer Motorsport								
1	84:17.972	36.046	36.208	85:30.226	Pit	12	35.919	33.407	31.216	1:40.542	Pit	
2	9:20.901	37.022	33.146	10:31.069	Pit	13	16:49.306	32.728	25.566	206.5	17:47.600	
3	5:49.266	32.538	25.069	205.7	6:46.873	14	35.176	32.202	25.252	204.1	1:32.630	
4	34.677	31.712	24.920	207.2	1:31.309	15	35.086	32.263	25.133	206.5	1:32.482	
5	34.677	31.768	25.085	206.8	1:31.530	16	34.939	2:21.018	32.788		3:28.745	Pit
6	34.838	31.929	25.250	206.5	1:32.017	17	16:58.024	32.561	25.212	206.1	17:55.797	
7	34.597	31.895	24.982	207.6	1:31.474	18	37.931	37.139	32.180		1:47.250	Pit
8	34.821	32.023	25.087	208.0	1:31.931	19	9:08.463	32.675	25.770		10:06.908	
9	34.745	31.750	24.965	206.8	1:31.460	20	35.363	32.235	25.332	206.1	1:32.930	
10	34.618	32.449	25.096	206.5	1:32.163	21	3:20.363	36.480	31.541		4:28.384	Pit
11	36.159	35.666	26.992	204.9	1:38.817							

3 ANNALA				FIN Jenzer Motorsport								
1	57:04.093	35.424	26.937	201.4	58:06.454	17	2:48.613	32.817	25.491	203.3	3:46.921	
2	36.899	33.495	25.758	203.3	1:36.152	18	34.683	31.963	25.021	207.2	1:31.667	
3	35.397	32.519	25.545	204.1	1:33.461	19	34.344	31.797	25.092	209.3	1:31.233	
4	35.359	34.390	26.276	207.6	1:36.025	20	34.223	31.770	24.905	206.1	1:30.898	
5	35.354	32.792	25.865	206.1	1:34.011	21	34.256	31.967	25.121	208.8	1:31.344	
6		1:08.847		200.7	1:34.878	22	34.458	33.563	34.931		1:42.952	Pit
7	35.912	33.178	35.278		1:44.368	Pit	23	18:20.418	33.683	26.125	204.5	19:20.226
8	9:30.747	35.172	27.279	198.8	10:33.198	24	35.574	32.158	25.047	206.5	1:32.779	
9	36.543	32.840	25.880	200.3	1:35.263	25	34.495	31.794	36.256		1:42.545	Pit
10	35.820	32.740	25.554	200.0	1:34.114	26	4:01.707	32.781	26.476	206.5	5:00.964	
11	35.643	32.814	25.957	198.8	1:34.414	27	34.874	32.462	25.059	206.8	1:32.395	
12	34.776	32.361	34.853		1:41.990	Pit	28	34.520	31.788	25.368	206.8	1:31.676
13	49:31.895	35.078	25.979	199.2	50:32.952	29	34.261	31.864	25.136	206.8	1:31.261	
14	35.936	32.198	25.114	206.1	1:33.248	30	34.589	32.902	25.785		1:33.276	
15	34.820	31.720	25.142	205.3	1:31.682	31	34.438	32.310	26.883	206.8	1:33.631	
16	34.672	34.001	38.715		1:47.388	Pit						

4 CAMPOS HULL				ESP Jenzer Motorsport									
1	56:46.064	35.384	27.319	204.9	57:48.767	16	34.608	31.804	25.186	205.7	1:31.598		
2	36.394	32.494	25.527	205.7	1:34.415	17	34.528	31.837	24.897		1:31.262		
3	35.512	31.674	25.314		1:32.500	18	34.203	31.732	24.778		1:30.713		
4	34.644	31.440	24.887	211.7	1:30.971	19	34.707	32.815	34.125		1:41.647	Pit	
5	34.497	31.665	25.466	204.9	1:31.628	20	21:59.463	33.005	25.659		22:58.127		
6	34.606	31.948	25.415		1:31.969	21	34.866	33.104	36.702		1:44.672	Pit	
7	34.581	31.676	25.081		1:31.338	22	2:45.883	32.723	25.492		3:44.098		
8	34.656	31.813	25.185		1:31.654	23	34.841	31.635	24.842	205.7	1:31.318		
9	34.568	31.833	25.063	204.5	1:31.464	24	34.634	37.876	39.768		1:52.278	Pit	
10	34.460	32.183	35.808		1:42.451	Pit	25	26:42.656	34.786	37.613		27:55.055	Pit
11	30:16.119	32.766	25.346	207.2	31:14.231	26	3:37.863	33.410	25.993	194.9	4:37.266		
12	34.911	31.586	24.929		1:31.426	27	37.697	34.875	31.785	131.7	1:44.357		
13	34.387	31.464	24.953		1:30.804	28	42.016	41.091	41.667		2:04.774	Pit	
14	34.634	32.108	25.321		1:32.063								
15	35.074	31.643	25.022	206.1	1:31.739								



Circuit Length - 4.005 kilometres  
Circuit Ricardo Tormo  
Valencia

Weather/Track: Sun/Dry

Printed at 17:24, Tuesday, 15 May, 2007

© MST Systems Ltd, 2005 (www.mstworld.com)

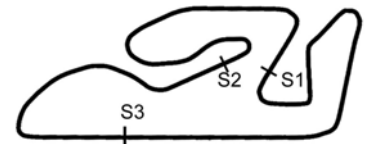
Page 1

# International Formula Master Testing Tuesday PM - Sector Analysis Report

Lap S1 Time S1 Spd S2 Time S2 Spd S3 Time S3 Spd Lap Time Pit Lap S1 Time S1 Spd S2 Time S2 Spd S3 Time S3 Spd Lap Time Pit

5 MAULINI				SUI	NMRT - Maulini						
1	31:53.578	35.411	27.101	203.7	32:56.090	21	34:33.474	34.295	26.070	204.9	35:33.839
2	36.976	33.307	25.852	204.9	1:36.135	22	35.777	32.727	25.410	204.9	1:33.914
3	35.804	32.321	25.841	207.2	1:33.966	23	35.793	32.722	25.793	206.8	1:34.308
4	35.338	32.180	25.439	207.2	1:32.957	24	35.297	33.814	25.454	207.6	1:34.565
5	35.481	32.412	25.369	208.0	1:33.262	25	35.304	1:47.911	26.695	206.8	2:49.910
6	34.899	32.575	25.373	209.3	1:32.847	26	35.986	32.621	25.450	207.6	1:34.057
7	35.004	32.368	25.399	209.7	1:32.771	27	35.787	32.902	37.071		1:45.760 Pit
8		1:08.012		208.4	1:33.274	28	16:11.538	33.954	26.047	204.1	17:11.539
9	35.030	32.237	25.216	209.7	1:32.483	29	35.868	32.914	25.672	205.3	1:34.454
10	36.387	33.048	37.196		1:46.631 Pit	30	35.469	32.803	36.008		1:44.280 Pit
11	9:49.996	32.843	25.426	206.1	10:48.265	31	4:45.269	33.342	25.880	205.7	5:44.491
12	35.092	32.141	25.348	207.2	1:32.581	32	35.784	32.557	25.663	205.7	1:34.004
13	35.695	33.304	25.624	206.5	1:34.623	33	37.208	32.804	25.473	206.1	1:35.485
14	35.155	32.161	25.230	208.0	1:32.546	34	35.483	32.849	25.906	205.3	1:34.238
15	34.857	33.388	25.266	209.3	1:33.511	35	35.775	33.624	25.730	206.8	1:35.129
16	35.564	32.335	25.220	208.4	1:33.119	36	35.998	33.047	25.764	205.7	1:34.809
17	35.052	32.516	28.092	208.8	1:35.660	37	35.900	32.887	25.748	206.5	1:34.535
18	35.469	32.306	25.218	209.3	1:32.993	38	36.474	33.510	37.820		1:47.804 Pit
19	35.253	32.550	25.259	208.0	1:33.062						
20	35.387	32.956	37.711		1:46.054 Pit						

6 CANTELLI JR				BRA	J.D. Motorsport					
1	93:00.069	33.488	25.733	93:59.290	14	38:54.378	32.907	25.625		39:52.910
2	35.149	32.299	30.850	1:38.298 Pit	15	34.660	32.051	25.310		1:32.021
3	9:57.994	32.565	25.401	10:55.960	16	34.401	32.719	31.062		1:38.182 Pit
4	34.752	32.818	25.106	1:32.676	17	6:12.369	34.000	25.457		7:11.826
5	34.843	32.517	26.507	1:33.867	18	34.379	31.327	24.954		1:30.660
6	34.884	31.992	25.140	1:32.016	19	33.740	31.126	25.494		1:30.360
7	34.522	31.882	25.256	1:31.660	20	39.330	37.091	31.260		1:47.681 Pit
8	35.610	35.994	31.525	1:43.129 Pit	21	10:21.417	32.922	25.267		11:19.606
9	9:26.892	32.992	25.295	10:25.179	22	34.205	31.489	25.163		1:30.857
10	34.776	31.961	25.893	1:32.630	23	34.159	31.659	25.013	208.0	1:30.831
11	34.531	31.928	25.487	1:31.946	24	35.758	31.676	31.219		1:38.653 Pit
12	34.499	32.043	25.063	1:31.605						
13	34.390	33.354	30.366	1:38.110 Pit						



Circuit Length - 4.005 kilometres  
Circuit Ricardo Tormo  
Valencia

Weather/Track: Sun/Dry

Printed at 17:24, Tuesday, 15 May, 2007

© MST Systems Ltd, 2005 (www.mstworld.com)

Page 2

# International Formula Master

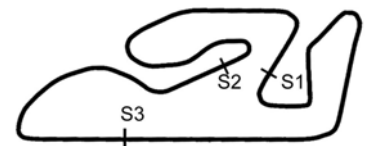
## Testing Tuesday PM - Sector Analysis Report

Lap S1 Time S1 Spd S2 Time S2 Spd S3 Time S3 Spd Lap Time Pit Lap S1 Time S1 Spd S2 Time S2 Spd S3 Time S3 Spd Lap Time Pit

7 VANDERDRIFT				NZL J.D. Motorsport						
1	38:37.583	33.575	25.579	39:36.737	14	34.178	31.945	24.822	1:30.945	
2	35.146	31.495	25.102	1:31.743	15	33.812	31.662	24.566	208.8	1:30.040
3	34.067	31.601	24.987	207.2	1:30.655	16	34.173	31.927	29.428	1:35.528 Pit
4	34.610	31.973	24.981	1:31.564	17	18:38.683	35.240	27.337	19:41.260	
5	33.798	32.781	32.082	1:38.661 Pit	18	34.985	32.879	25.113	1:32.977	
6	47:19.324	33.413	25.285	207.6	48:18.022	19	34.339	31.968	29.422	1:35.729 Pit
7	34.366	32.321	33.159	1:39.846 Pit	20	3:20.934	33.220	25.357	4:19.511	
8	31:36.432	32.871	25.391	32:34.694	21	34.391	31.633	30.038	1:36.062 Pit	
9	34.241	31.699	25.035	1:30.975	22	8:45.604	31.732	25.222	9:42.558	
10	34.111	32.094	25.251	1:31.456	23	33.465	31.370	24.601	1:29.436	
11	33.921	32.042	25.098	1:31.061	24	33.451	31.605	24.493	1:29.549	
12	34.533	36.119	30.283	1:40.935 Pit	25	38.293	34.497	35.545	1:48.335 Pit	
13	19:12.893	32.727	25.436	20:11.056						

8 ANDERSEN				DEN J.D. Motorsport						
1	81:48.139	34.941	26.157	82:49.237	17	34.471	31.925	25.303	1:31.699	
2	34.941	31.716	24.907	1:31.564	18	34.599	31.910	25.166	1:31.675	
3	37.403	32.150	38.712	1:48.265 Pit	19	35.176	31.953	25.142	1:32.271	
4	7:21.801	31.802	25.028	8:18.631	20	34.721	32.175	25.047	1:31.943	
5	34.905	31.920	32.559	1:39.384 Pit	21	34.807	32.367	25.053	1:32.227	
6	5:54.760	32.167	24.992	6:51.919	22	35.497	32.288	32.521	1:40.306 Pit	
7	34.603	32.270	25.023	1:31.896	23	25:08.024	33.800	25.551	206.5	26:07.375
8	34.590	33.129	27.368	1:35.087	24	34.473	31.335	24.890	1:30.698	
9	34.410	32.027	24.775	1:31.212	25	34.000	31.137	24.800	1:29.937	
10	34.299	34.627	25.212	1:34.138	26	33.981	30.986	24.944	1:29.911	
11	34.330	32.372	24.895	1:31.597	27	37.904	31.463	25.215	1:34.582	
12	34.318	31.723	24.643	1:30.684	28	33.698	31.222	24.651	1:29.571	
13	34.360	32.327	30.548	1:37.235 Pit	29	33.697	31.216	24.638	1:29.551	
14	23:41.632	31.984	25.452	24:39.068	30	35.624	31.654	35.002	1:42.280 Pit	
15	34.581	31.836	36.813	1:43.230 Pit						
16	3:04.810	32.636	25.171	4:02.617						

9 PUGLISI				ITA Promotorsport							
1		35.367	27.165	196.7	99:99.999	12	35.209	32.253	30.323	1:37.785 Pit	
2	35.452	32.410	25.762	198.1	1:33.624	13	19:39.436	34.161	27.790	20:41.387	
3	34.644	32.309	25.744	198.5	1:32.697	14	34.917	32.035	35.594	1:42.546 Pit	
4	34.494	32.024	25.444	198.8	1:31.962	15	4:02.747	32.125	26.215	198.8	5:01.087
5	34.737	32.141	25.760	198.1	1:32.638	16	34.372	31.982	25.636	201.1	1:31.990
6	34.803	32.144	25.522	198.1	1:32.469	17	34.581	32.090	25.239	199.6	1:31.910
7	34.560	32.449	29.960	1:36.969 Pit	18	35.076	31.965	24.970	200.0	1:32.011	
8	23:11.352	33.737	25.816	198.5	24:10.905	19	1:19.655	33.311	27.208		2:20.174
9	34.818	31.967	25.564	202.2	1:32.349	20	34.644	31.969	26.438	192.5	1:33.051
10	34.854	32.515	25.143	197.8	1:32.512	21	34.967	31.923	34.831		1:41.721 Pit
11	34.917	32.268	25.247	197.0	1:32.432						



Circuit Length - 4.005 kilometres  
Circuit Ricardo Tormo  
Valencia

Weather/Track: Sun/Dry

Printed at 17:24, Tuesday, 15 May, 2007

© MST Systems Ltd, 2005 (www.mstworld.com)

Page 3

# International Formula Master

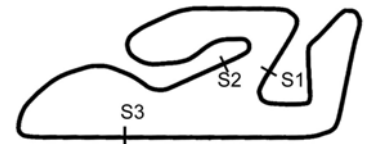
## Testing Tuesday PM - Sector Analysis Report

Lap S1 Time S1 Spd S2 Time S2 Spd S3 Time S3 Spd Lap Time Pit Lap S1 Time S1 Spd S2 Time S2 Spd S3 Time S3 Spd Lap Time Pit

10 PAVONI				ITA Promotorsport					
1	82:14.219	34.335	26.136 203.0	83:14.690	13	34.026	31.653	24.952	1:30.631
2	35.635	31.809	32.845	1:40.289 Pit	14	34.158	31.776	29.889	1:35.823 Pit
3	14:22.942	33.695	36.699	15:33.336 Pit	15	10:53.940	32.920	25.393	11:52.253
4	5:37.467	36.976	27.365 205.7	6:41.808	16	34.333	32.550	27.808 200.7	1:34.691
5	34.847	31.574	25.080 204.5	1:31.501	17	36.473	32.754	39.550	1:48.777 Pit
6	34.029	31.508	24.889 206.8	1:30.426	18	3:22.662	31.959	25.337 206.8	4:19.958
7	34.288	32.143	25.207 207.2	1:31.638	19	34.157	31.648	25.008 208.0	1:30.813
8	34.596	32.241	25.491 204.9	1:32.328	20	34.309	31.727	25.467 207.6	1:31.503
9	35.235	33.666	31.300	1:40.201 Pit	21	46.189	33.346	25.487 206.5	1:45.022
10	37:52.145	33.523	25.986	38:51.654	22	35.423	32.354	34.610	1:42.387 Pit
11	34.867	31.657	24.933 206.5	1:31.457					
12	34.370	31.551	24.802 204.1	1:30.723					

11 BELLUARDO				ITA Promotorsport					
1	60:07.307	39.778	31.656 202.6	61:18.741	17	34.367	31.837	24.927 206.1	1:31.131
2	35.217	32.460	25.302 204.9	1:32.979	18	34.432	32.271	43.588	1:50.291 Pit
3	33.906	31.677	25.092 204.9	1:30.675	19	37:02.443	33.250	25.177 206.8	38:00.870
4		1:09.839	204.9	1:34.998	20	35.408	32.261	25.304 204.1	1:32.973
5		1:09.638		1:41.464 Pit	21	35.328	32.326	25.555 204.5	1:33.209
6	8:15.468	32.898	25.459 206.1	9:13.825	22	35.136	32.200	30.558	1:37.894 Pit
7	34.453	31.622	24.775 206.5	1:30.850	23	13:38.999	32.655	25.417 206.5	14:37.071
8	34.123	31.740	24.980 209.3	1:30.843	24	34.220	31.605	24.692 208.4	1:30.517
9	34.557	32.214	25.004 203.3	1:31.775	25	33.803	31.674	32.702	1:38.179 Pit
10	34.263	32.290	36.858	1:43.411 Pit	26	3:59.078	32.220	25.091 206.1	4:56.389
11	11:52.482	33.946	33.753	13:00.181 Pit	27	34.144	31.466	24.646 208.0	1:30.256
12	5:56.535	37.521	25.374 206.1	6:59.430	28	33.986	32.389	24.902 208.0	1:31.277
13	34.590	32.000	25.248 206.5	1:31.838	29	35.051	31.976	30.386	1:37.413 Pit
14	42.794	33.605	29.490	1:45.889 Pit	30	2:29.947	33.220	29.339 204.1	3:32.506
15	1:50.479	34.373	25.159 205.3	2:50.011	31	36.228	36.562	36.747	1:49.537 Pit
16	34.756	31.942	24.823 208.0	1:31.521					

12 SANCHEZ LOPEZ				MEX Alan Racing					
1		34.200	25.707 203.7	99:99.999	12	35.047	32.485	25.191 202.6	1:32.723
2	34.695	31.867	25.990 202.6	1:32.552	13	42.215	35.379	25.162 205.3	1:42.756
3	34.753	32.745	24.944 204.5	1:32.442	14	34.616	32.227	31.795	1:38.638 Pit
4	34.426	31.607	24.749 206.5	1:30.782	15	8:16.592	33.574	25.304 204.9	9:15.470
5	34.304	31.680	25.579 197.0	1:31.563	16	35.037	32.876	32.021	1:39.934 Pit
6	34.929	32.160	25.015 205.7	1:32.104	17	9:34.222	35.448	25.432 203.7	10:35.102
7	34.597	31.977	25.112 203.7	1:31.686	18	35.073	34.539	38.754	1:48.366 Pit
8	34.722	31.975	24.947 206.1	1:31.644	19	9:34.797	33.192	25.401 205.7	10:33.390
9	36.107	32.957	37.263	1:46.327 Pit	20	35.117	32.648	25.297 204.9	1:33.062
10	6:42.922	34.149	25.290 205.3	7:42.361	21	38.736	32.829	38.963	1:50.528 Pit
11	34.823	31.844	25.047 202.6	1:31.714					



Circuit Length - 4.005 kilometres  
Circuit Ricardo Tormo  
Valencia

Weather/Track: Sun/Dry

# International Formula Master

## Testing Tuesday PM - Sector Analysis Report

Lap S1 Time S1 Spd S2 Time S2 Spd S3 Time S3 Spd Lap Time Pit Lap S1 Time S1 Spd S2 Time S2 Spd S3 Time S3 Spd Lap Time Pit

### 14 TERRANOVA

ITA

Alan Racing

1		33.735	25.288	205.7	99:99.999	9	34.748	31.897	33.116		1:39.761 Pit
2	34.643	31.687	24.912	208.0	1:31.242	10	3:59.722	31.951	25.704	206.1	4:57.377
3	34.560	31.560	24.655	207.2	1:30.775	11	34.870	34.234	25.096	208.0	1:34.200
4	34.441	31.833	25.928	206.1	1:32.202	12	34.471	31.881	32.714	205.3	1:39.066
5	34.607	31.977	24.862	206.5	1:31.446	13	35.284	31.864	24.954	207.6	1:32.102
6	34.943	33.334	31.177		1:39.454 Pit	14	37.437	32.748	35.426		1:45.611 Pit
7	13:30.615	36.212	25.101	205.7	14:31.928						
8	34.501	31.844	24.962	205.7	1:31.307						

### 15 GATTO

ITA

Alan Racing

1	82:16.749	40.004	26.344	206.8	83:23.097	17	34.510	31.766	24.914	206.5	1:31.190
2	35.326	33.385	45.901		1:54.612 Pit	18	34.819	31.641	24.808	206.8	1:31.268
3	7:13.785	32.107	24.846	207.6	8:10.738	19	34.546	41.901	33.049	204.1	1:49.496
4	34.851	32.088	40.677		1:47.616 Pit	20	37.797	34.516	25.160	203.7	1:37.473
5	6:37.111	37.380	24.668	208.0	7:39.159	21	34.586	31.790	24.852	206.1	1:31.228
6	34.118	31.453	24.613	207.6	1:30.184	22	34.518	31.660	24.858	206.8	1:31.036
7	33.990	31.581	24.710	207.2	1:30.281	23	39.131	36.949	40.146		1:56.226 Pit
8	38.851	32.305	24.603	207.6	1:35.759	24	30:20.339	36.411	25.335	206.5	31:22.085
9	34.113	31.654	24.640	207.6	1:30.407	25	34.879	33.133	24.951	206.5	1:32.963
10	34.258	31.565	24.682	207.6	1:30.505	26	34.825	32.006	33.982		1:40.813 Pit
11	34.184	31.488	24.633	207.6	1:30.305	27	3:35.771	35.582	35.224	200.7	4:46.577
12	34.030	31.832	24.750	207.2	1:30.612	28	35.167	32.337	24.964	208.4	1:32.468
13	34.263	33.851	25.698	204.9	1:33.812	29	35.641	31.919	26.271	205.3	1:33.831
14	34.410	33.378	33.731		1:41.519 Pit	30	35.099	2:39.598	33.712		3:48.409 Pit
15	9:17.116	32.264	25.111	205.7	10:14.491						
16	34.586	31.801	24.883	206.1	1:31.270						

### 16 GOETZ

GER

ISR

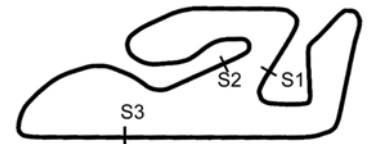
1	71:43.152	34.436	26.486	205.3	72:44.074	9	36.000	33.116	30.114		1:39.230 Pit
2	35.187	32.073	25.032	204.9	1:32.292	10	73:40.858	36.755	26.245	203.0	74:43.858
3	35.617	32.044	24.956	208.4	1:32.617	11	36.459	32.154	25.678	208.4	1:34.291
4	34.372	33.255	25.091	208.4	1:32.718	12	33.666	31.055	24.533	208.4	1:29.254
5	34.907	32.398	32.182		1:39.487 Pit	13	33.386	35.109	26.542	210.1	1:35.037
6	22:44.627	32.965	25.100	206.8	23:42.692	14	33.212	31.096	24.543	207.6	1:28.851
7	35.152	32.426	25.729	200.7	1:33.307	15	34.644	30.934	27.661		1:33.239 Pit
8	37.904	32.946	25.417	208.4	1:36.267						

### 18 COSTA

ITA

Euronova Racing

1		35.209	34.532		99:99.999 Pit	4	33.937	31.150	24.444	205.7	1:29.531
2	4:40.508	33.052	25.072	206.5	5:38.632						
3	34.470	31.426	24.491	204.9	1:30.387						



Circuit Length - 4.005 kilometres  
Circuit Ricardo Tormo  
Valencia

Weather/Track: Sun/Dry

Printed at 17:24, Tuesday, 15 May, 2007

© MST Systems Ltd, 2005 (www.mstworld.com)

Page 5

# International Formula Master

## Testing Tuesday PM - Sector Analysis Report

Lap S1 Time S1 Spd S2 Time S2 Spd S3 Time S3 Spd Lap Time Pit Lap S1 Time S1 Spd S2 Time S2 Spd S3 Time S3 Spd Lap Time Pit

### 19 RAGUES

FRA

Euronova Racing

1	55:40.447	32.698	25.436	204.1	56:38.581	14	33.891	31.383	24.613	205.7	1:29.887
2	34.732	31.482	24.762	206.1	1:30.976	15	34.217	31.373	24.750	207.2	1:30.340
3	34.151	31.578	24.607	207.2	1:30.336	16	34.330	31.994	24.673	206.5	1:30.997
4	34.029	31.514	24.697	207.2	1:30.240	17	34.346	31.585	24.601	206.8	1:30.532
5	33.797	31.326	24.427	208.8	1:29.550	18	34.176	31.529	29.725		1:35.430 Pit
6	33.921	31.711	30.096		1:35.728 Pit	19	17:20.559	34.773	25.926	206.1	18:21.258
7	13:18.661	31.393	24.738	207.2	14:14.792	20	34.163	31.065	31.788		1:37.016 Pit
8	33.936	31.246	24.464	206.8	1:29.646	21	5:00.620	31.917	25.152	207.6	5:57.689
9	34.076	31.366	24.483	208.8	1:29.925	22	33.718	30.961	24.215	207.6	1:28.894
10	34.197	31.397	24.685	208.0	1:30.279	23	33.626	31.035	24.454	206.8	1:29.115
11	59:27.759	33.398	25.453	203.3	60:26.610	24	33.653	31.138	24.510	208.0	1:29.301
12	34.980	31.714	24.764	206.1	1:31.458	25	37.363	32.955	32.724		1:43.042 Pit
13	34.049	31.492	24.642	209.7	1:30.183						

### 20 CAMPOS JR

ESP

Euronova Racing

1		36.043	28.382	191.1	99:99.999	7	36.636	32.835	25.709	203.7	1:35.180
2	37.935	33.629	32.958		1:44.522 Pit	8	35.954	32.610	31.162		1:39.726 Pit
3	32:57.791	33.832	34.521		34:06.144 Pit	9	13:39.130	32.762	25.636	203.3	14:37.528
4	8:29.237	33.296	25.846	200.3	9:28.379	10	34.242	31.597	32.985		1:38.824 Pit
5	35.572	32.038	25.320	203.0	1:32.930						
6	23:11.931	36.080	26.973	203.0	24:14.984						

### 21 PROVENZANO

ITA

ADM Motorsport

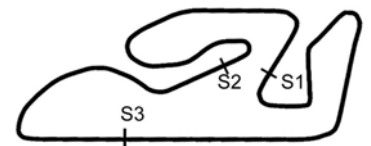
1	60:44.992	34.003	25.586	204.1	61:44.581	8	34.761	31.855	24.804	206.5	1:31.420
2	35.529	31.568	25.085	204.9	1:32.182	9	34.356	31.665	24.710	207.6	1:30.731
3	34.323	31.383	24.847	206.8	1:30.553	10	34.204	32.072	25.157	203.0	1:31.433
4	33.867	31.479	24.730	206.8	1:30.076	11	35.148	32.647	25.354	206.1	1:33.149
5	34.137	32.006	24.875	206.1	1:31.018	12	34.485	32.260	25.434	206.1	1:32.179
6	34.193	31.889	28.917		1:34.999 Pit	13	35.592	36.152	31.994		1:43.738 Pit
7		33.570	25.550	203.7	99:99.999						

### 22 CALIENDO

ITA

ADM Motorsport

1		37.645	35.699		99:99.999 Pit						
---	--	--------	--------	--	---------------	--	--	--	--	--	--



Weather/Track: Sun/Dry

Circuit Length - 4.005 kilometres  
Circuit Ricardo Tormo  
Valencia

Printed at 17:24, Tuesday, 15 May, 2007

© MST Systems Ltd, 2005 (www.mstworld.com)

Page 6

# International Formula Master

## Testing Tuesday PM - Sector Analysis Report

Lap S1 Time S1 Spd S2 Time S2 Spd S3 Time S3 Spd Lap Time Pit Lap S1 Time S1 Spd S2 Time S2 Spd S3 Time S3 Spd Lap Time Pit

### 24 LLOBEL

### ESP

### Cram Competition

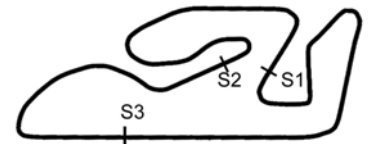
1	59:11.975	38.270	29.520	192.5	60:19.765	16	34.735	32.118	25.472	207.6	1:32.325
2	39.805	36.906	26.778	203.0	1:43.489	17	34.701	32.052	25.097	205.7	1:31.850
3	39.301	37.867	26.842	203.0	1:44.010	18	35.175	32.547	29.654		1:37.376 Pit
4	39.415	35.027	27.729	202.2	1:42.171	19	55:34.360	36.088	26.715	203.0	56:37.163
5	36.860	32.333	24.888	205.3	1:34.081	20	35.640	31.794	40.061		1:47.495 Pit
6	34.728	31.940	25.104	205.3	1:31.772	21	4:18.522	32.381	24.850	205.7	5:15.753
7	34.926	31.866	24.953	205.3	1:31.745	22	34.072	31.206	24.567	207.2	1:29.845
8	34.597	31.874	24.806	207.2	1:31.277	23	33.974	31.027	24.478	209.3	1:29.479
9	34.590	31.919	29.581		1:36.090 Pit	24	33.459	31.211	24.356	206.8	1:29.026
10	10:17.782	31.820	29.708		11:19.310 Pit	25	33.974	33.366	26.799	207.6	1:34.139
11	8:23.141	31.866	25.116	204.5	9:20.123	26	33.613	31.012	24.549	208.0	1:29.174
12	34.958	32.349	28.879		1:36.186 Pit	27	33.674	31.191	24.415	206.5	1:29.280
13	11:05.143	38.534	27.161	206.5	12:10.838	28	34.196	31.982	29.693		1:35.871 Pit
14	35.005	31.988	25.073	205.7	1:32.066						
15	34.533	31.937	25.023	206.5	1:31.493						

### 25 D'AMBROSIO

### BEL

### Cram Competition

1	30:54.446	32.150	25.313	201.4	31:51.909	22	33.782	31.640	27.013		1:32.435 Pit
2	34.766	31.236	24.816	206.5	1:30.818	23	9:12.779	31.491	24.718	205.7	10:08.988
3	33.869	31.044	24.821	204.1	1:29.734	24	33.799	31.397	27.745		1:32.941 Pit
4	33.721	31.106	24.609	206.1	1:29.436	25	21:27.999	31.877	25.012	206.1	22:24.888
5	33.916	31.526	28.605		1:34.047 Pit	26	33.983	31.240	24.622	204.9	1:29.845
6	13:48.564	31.395	24.781	204.1	14:44.740	27	34.826	31.362	24.678	205.7	1:30.866
7	33.783	31.098	24.588	206.5	1:29.469	28	34.122	31.596	24.810	207.6	1:30.528
8	33.614	31.265	24.546	208.0	1:29.425	29	33.962	31.503	27.531		1:32.996 Pit
9	33.508	30.852	24.607	208.4	1:28.967	30	9:34.479	50.664	37.792		11:02.935 Pit
10	33.602	31.736	28.700		1:34.038 Pit	31	9:07.261	33.282	28.812	206.5	10:09.355
11	12:22.467	31.272	29.057	207.6	13:22.796	32	33.753	30.846	24.494	207.2	1:29.093
12	33.592	31.102	24.540	206.1	1:29.234	33	33.424	36.334	34.715		1:44.473 Pit
13	33.805	31.069	24.671	207.2	1:29.545	34	3:16.919	31.382	24.786	209.3	4:13.087
14	33.567	31.050	24.379	207.6	1:28.996	35	33.491	30.911	24.445	208.0	1:28.847
15	33.414	31.358	27.579		1:32.351 Pit	36	33.326	31.187	24.286	207.6	1:28.799
16	15:05.300	31.986	24.993	209.3	16:02.279	37	33.275	31.365	24.554	208.8	1:29.194
17	34.260	32.376	33.797		1:40.433 Pit	38	40.593	35.509	25.268	210.5	1:41.370
18	7:10.032	32.035	24.937	211.3	8:07.004	39	35.612	32.658	27.058	207.2	1:35.328
19	34.058	31.355	24.605	206.5	1:30.018	40	35.859	32.334	29.777		1:37.970 Pit
20	36.108	31.209	24.678	209.3	1:31.995						
21	33.582	31.122	24.420	208.8	1:29.124						



Circuit Length - 4.005 kilometres  
Circuit Ricardo Tormo  
Valencia

Weather/Track: Sun/Dry

Printed at 17:24, Tuesday, 15 May, 2007

© MST Systems Ltd, 2005 (www.mstworld.com)

Page 7

# International Formula Master Testing Tuesday PM - Sector Analysis Report

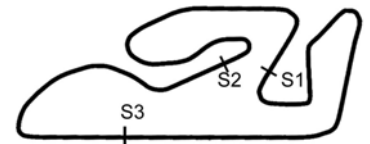
Lap S1 Time S1 Spd S2 Time S2 Spd S3 Time S3 Spd Lap Time Pit Lap S1 Time S1 Spd S2 Time S2 Spd S3 Time S3 Spd Lap Time Pit

26 AVILA				MAC Cram Competition							
1	47:04.735	32.989	25.492	48:03.216	12	34.662	31.879	24.993	204.9	1:31.534	
2	35.137	31.515	25.035	206.1	1:31.687	13	34.404	31.316	29.572	1:35.292 Pit	
3	34.296	31.387	24.679	206.5	1:30.362	14	19:13.990	33.722	25.555	203.0	20:13.267
4	33.816	31.458	24.754		1:30.028	15	35.042	31.520	24.633	206.8	1:31.195
5	34.186	31.452	24.767		1:30.405	16	34.335	31.547	24.530	207.6	1:30.412
6	34.570	33.267	34.395		1:42.232 Pit	17	33.600	31.503	24.777	205.3	1:29.880
7	6:56.714	32.261	25.412	209.7	7:54.387	18	35.761	32.521	28.061	203.3	1:36.343
8	35.789	38.437	46.805		2:01.031 Pit	19	36.398	31.422	26.874	201.4	1:34.694
9	2:59.636	40.996	34.449		4:15.081 Pit	20	35.222	36.776	34.705		1:46.703 Pit
10	84:04.455	33.541	25.742		85:03.738						
11	34.658	31.996	24.837	206.1	1:31.491						

27 GRAVES				GBR John Village						
1		44.126	45.188	99:99.999 Pit						
2	47:28.488	40.451	43.278	48:52.217 Pit						

28 BARNES				GBR John Village							
1	81:39.101	33.916	25.968	201.8	82:38.985	17	12:58.961	33.234	25.574		13:57.769
2	35.211	32.441	25.251	199.6	1:32.903	18	35.078	32.550	25.316	205.7	1:32.944
3	42.496	35.408	35.687		1:53.591 Pit	19	34.617	32.192	25.236	206.8	1:32.045
4	7:05.098	33.709	25.923	203.0	8:04.730	20	34.428	31.879	29.313		1:35.620 Pit
5	35.295	32.658	32.560		1:40.513 Pit	21	16:23.048	33.246	25.860	205.7	17:22.154
6	5:33.175	32.744	25.516	203.0	6:31.435	22	34.768	31.536	24.948	207.6	1:31.252
7	35.514	32.219	25.180	205.3	1:32.913	23	34.721	32.533	33.917		1:41.171 Pit
8	35.313	31.820	25.078	206.8	1:32.211	24	3:25.549	35.199	26.617	205.3	4:27.365
9	35.033	32.156	25.123	206.1	1:32.312	25	34.450	31.568	24.861	207.2	1:30.879
10	34.320	31.706	24.938	206.5	1:30.964	26	33.900	31.487	24.883	206.1	1:30.270
11	34.732	32.326	31.290		1:38.348 Pit	27	34.054	31.605	24.911	207.2	1:30.570
12	17:45.513	35.905	27.529	204.9	18:48.947	28	33.984	31.671	24.777	208.8	1:30.432
13	35.350	32.149	25.191	203.7	1:32.690	29	34.392	32.384	26.491	205.3	1:33.267
14	34.926	32.080	25.296	204.9	1:32.302	30	34.215	31.627	24.883	206.5	1:30.725
15	34.715	32.589	25.439	203.7	1:32.743	31	38.352	32.432	33.277		1:44.061 Pit
16	35.171	53.434	31.583		2:00.188 Pit						

29 CECOTTO JR				VEN Ombra Racing							
1		34.754	35.562	99:99.999 Pit	10	36.497	32.623	34.272		1:43.392 Pit	
2	7:00.981	32.903	26.008	201.8	7:59.892	11	22:18.818	34.626	25.825	205.3	23:19.269
3	36.273	32.933	25.235	204.1	1:34.441	12	34.827	31.853	25.149	206.5	1:31.829
4	35.581	32.562	25.221	205.3	1:33.364	13	34.168	31.514	24.803	205.3	1:30.485
5	34.958	32.476	25.056	205.3	1:32.490	14	34.046	31.664	24.776	205.3	1:30.486
6	34.951	32.108	25.154	204.9	1:32.213	15	33.992	31.797	25.009	207.2	1:30.798
7	35.186	33.360	25.167	204.9	1:33.713	16	34.096	32.235	33.609		1:39.940 Pit
8	35.763	32.333	25.070	205.3	1:33.166						
9	35.183	32.011	25.383	206.1	1:32.577						



Circuit Length - 4.005 kilometres  
Circuit Ricardo Tormo  
Valencia

Weather/Track: Sun/Dry

Printed at 17:24, Tuesday, 15 May, 2007

© MST Systems Ltd, 2005 (www.mstworld.com)

Page 8



# International Formula Master

## Testing Tuesday PM - Sector Analysis Report

Lap S1 Time S1 Spd S2 Time S2 Spd S3 Time S3 Spd Lap Time Pit Lap S1 Time S1 Spd S2 Time S2 Spd S3 Time S3 Spd Lap Time Pit

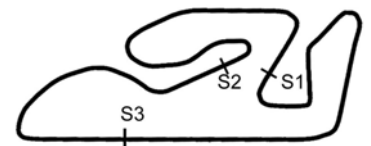
30 MUERMANS				NED Ombra Racing				
1		34.847	27.472 199.2	99:99.999	11 20:37.422	32.640	32.232	21:42.294 Pit
2	37.143	33.421	34.663	1:45.227 Pit	12 10:01.630	33.748	26.158 205.3	11:01.536
3	2:44.217	32.951	25.999 201.1	3:43.167	13 36.142	32.117	25.349 207.6	1:33.608
4	35.102	32.570	25.688 201.4	1:33.360	14 35.126	32.261	35.657	1:43.044 Pit
5	35.085	32.133	25.636 203.0	1:32.854	15 6:20.876	32.127	25.582 202.2	7:18.585
6	35.142	31.952	25.652 202.6	1:32.746	16 34.767	33.202	25.157 204.1	1:33.126
7	34.837	31.890	25.643 203.0	1:32.370	17 35.089	32.737	25.343 206.1	1:33.169
8	35.180	32.196	25.507 204.9	1:32.883	18 36.805	33.739	34.405	1:44.949 Pit
9	36.487	32.240	25.912 204.1	1:34.639				
10	36.061	32.898	31.195	1:40.154 Pit				

31 PERSIANI				ITA Scuderia Fama				
1		39.194	30.886 179.7	99:99.999	8 35.817	40.793	34.783	1:51.393 Pit
2	41.215	36.297	29.332 161.4	1:46.844	9 18:21.404	36.639	25.499 207.2	19:23.542
3	42.025	36.389	27.069 196.3	1:45.483	10 34.363	31.546	24.645 208.0	1:30.554
4	37.068	36.955	26.402 202.2	1:40.425	11 36.749	38.451	33.350	1:48.550 Pit
5	36.759	33.967	27.283 200.0	1:38.009	12 16:23.091	34.967	32.659	17:30.717 Pit
6	38.631	33.241	26.477	1:38.349				
7	36.461	33.018	25.835 202.6	1:35.314				

32 TORRE				ITA Scuderia Fama				
1		34.277	26.134	99:99.999	11 35.052	32.057	30.841	1:37.950 Pit
2	36.330	32.026	25.336	1:33.692	12 9:16.470	33.559	25.438 203.0	10:15.467
3	35.308	31.892	25.175 206.8	1:32.375	13 34.650	31.533	24.897 205.3	1:31.080
4	35.087	32.018	25.037 206.5	1:32.142	14 34.503	31.065	32.534	1:38.102 Pit
5	34.906	31.879	25.227 205.7	1:32.012	15 4:16.651	31.672	25.221 206.1	5:13.544
6	35.111	31.877	25.282	1:32.270	16 34.351	31.324	33.165	1:38.840 Pit
7	35.726	32.286	31.130	1:39.142 Pit	17 54:03.782	32.872	25.788 205.3	55:02.442
8	8:42.801	32.719	25.540	9:41.060	18 35.575	31.771	33.450	1:40.796 Pit
9	35.279	31.845	25.287 205.7	1:32.411				
10	34.891	32.120	25.204 206.8	1:32.215				

33 DE BRUIJN				NED ADM Motorsport				
1		33.830	30.771	99:99.999 Pit	6 61:10.629	32.669	25.481 204.1	62:08.779
2	15:02.350	32.942	25.299 203.7	16:00.591	7 34.477	31.815	24.817 203.7	1:31.109
3	34.490	32.043	25.779 203.3	1:32.312	8 34.020	31.587	24.779 203.7	1:30.386
4	34.837	32.049	24.967 203.7	1:31.853	9 34.534	32.213	29.435	1:36.182 Pit
5	34.359	32.112	29.058	1:35.529 Pit				

34 SCHRAML				GER ADM Motorsport				
1		38.998	29.090 198.5	99:99.999	5 9:58.284	32.525	26.406 197.4	10:57.215
2	37.457	32.528	28.659 196.0	1:38.644	6 35.716	32.092	38.037	1:45.845 Pit
3	37.840	32.162	25.807 206.8	1:35.809				
4	35.172	36.649	36.665	1:48.486 Pit				



Circuit Length - 4.005 kilometres  
Circuit Ricardo Tormo  
Valencia

Weather/Track: Sun/Dry

Printed at 17:24, Tuesday, 15 May, 2007

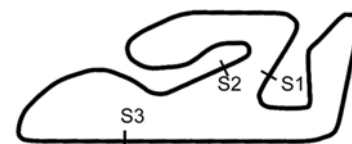
© MST Systems Ltd, 2005 (www.mstworld.com)

Page 9

## International Formula Master Testing Tuesday PM - Best Sector Times Report

POS	SECTOR 1			SECTOR 2			SECTOR 3			NO	NAME	IDEAL/BEST LAP COMPARISON			DIFF
	NO	TIME	LAP	NO	TIME	LAP	NO	TIME	LAP			IDEAL	BEST	LAP	
1	16	33.212	14	25	30.846	32	19	24.215	22	25	D'AMBROSI	1:28.407	1:28.799	36	+ 0.392
2	25	33.275	37	16	30.934	15	25	24.286	36	16	GOETZ	1:28.679	1:28.851	14	+ 0.172
3	7	33.451	24	19	30.961	22	24	24.356	24	19	RAGUES	1:28.802	1:28.894	22	+ 0.092
4	24	33.459	24	8	30.986	26	18	24.444	4	24	LLOBEL	1:28.827	1:29.026	24	+ 0.199
5	26	33.600	17	24	31.012	26	7	24.493	24	7	VANDERDRI	1:29.314	1:29.436	23	+ 0.122
6	19	33.626	23	32	31.065	14	26	24.530	16	8	ANDERSEN	1:29.321	1:29.551	29	+ 0.230
7	8	33.697	29	6	31.126	19	16	24.533	12	26	AVILA	1:29.446	1:29.880	17	+ 0.434
8	6	33.740	19	18	31.150	4	15	24.603	8	18	COSTA	1:29.531	1:29.531	4	+ 0.000
9	11	33.803	25	26	31.316	13	8	24.638	29	6	CANTELLI J	1:29.820	1:30.360	19	+ 0.540
10	21	33.867	4	7	31.370	23	31	24.645	10	11	BELLUARDO	1:29.915	1:30.256	27	+ 0.341
11	28	33.900	26	21	31.383	3	11	24.646	27	21	PROVENZAN	1:29.960	1:30.076	4	+ 0.116
12	18	33.937	4	4	31.440	4	14	24.655	3	15	GATTO	1:30.046	1:30.184	6	+ 0.138
13	15	33.990	7	15	31.453	6	21	24.710	9	28	BARNES	1:30.164	1:30.270	26	+ 0.106
14	29	33.992	15	11	31.466	27	12	24.749	4	29	CECOTTO JR	1:30.282	1:30.485	13	+ 0.203
15	33	34.020	8	28	31.487	26	29	24.776	14	32	TORRE	1:30.313	1:31.080	13	+ 0.767
16	10	34.026	13	10	31.508	6	28	24.777	28	10	PAVONI	1:30.336	1:30.426	6	+ 0.090
17	4	34.203	18	29	31.514	13	4	24.778	18	33	DE BRUIJN	1:30.386	1:30.386	8	+ 0.000
18	3	34.223	20	31	31.546	10	33	24.779	8	4	CAMPOS HU	1:30.421	1:30.713	18	+ 0.292
19	20	34.242	10	14	31.560	3	10	24.802	12	31	PERSIANI	1:30.554	1:30.554	10	+ 0.000
20	12	34.304	5	33	31.587	8	32	24.897	13	14	TERRANOVA	1:30.656	1:30.775	3	+ 0.119
21	32	34.351	16	20	31.597	10	3	24.905	20	12	SANCHEZ LO	1:30.660	1:30.782	4	+ 0.122
22	31	34.363	10	12	31.607	4	2	24.920	4	3	ANNALA	1:30.848	1:30.898	20	+ 0.050
23	9	34.372	16	2	31.712	4	6	24.954	18	20	CAMPOS JR	1:31.159	1:32.930	5	+ 1.771
24	14	34.441	4	3	31.720	15	9	24.970	18	2	FREY	1:31.229	1:31.309	4	+ 0.080
25	2	34.597	7	30	31.890	7	30	25.157	16	9	PUGLISI	1:31.265	1:31.910	17	+ 0.645
26	30	34.767	16	9	31.923	21	5	25.216	9	30	MUERMANS	1:31.814	1:32.370	7	+ 0.556
27	5	34.857	15	34	32.092	6	20	25.320	5	5	MAULINI	1:32.214	1:32.483	9	+ 0.269
28	34	35.172	4	5	32.141	12	34	25.807	3	34	SCHRAML	1:33.071	1:35.809	3	+ 2.738
29	27	47:28.48	2	22	37.645	1	22	35.699	1	27	GRAVES	48:52.217	48:52.217	2	+ 0.000

'Perfect Lap' - 1:28.273

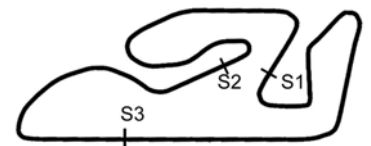


Circuit Length - 4.005 kilometres  
Circuit Ricardo Tormo  
Valencia

Weather/Track: Sun/Dry

# International Formula Master Testing Tuesday PM - Best Sector Speeds Report

SECTOR 1 POS NO SPEED TRAP AVAILABLE		SECTOR 2 NO SPEED TRAP AVAILABLE		SECTOR 3	
NO	NAME	SPEED	LAP	NO	NAME
	4	CAMPOS HUL	211.7	4	
	25	D'AMBROSIO	211.3	18	
	16	GOETZ	210.1	13	
	5	MAULINI	209.7	7	
	19	RAGUES	209.7	13	
	26	AVILA	209.7	7	
	3	ANNALA	209.3	19	
	11	BELLUARDO	209.3	8	
	24	LLOBEL	209.3	23	
	7	VANDERDRIF	208.8	15	
	28	BARNES	208.8	28	
	15	GATTO	208.4	28	
	2	FREY	208.0	8	
	6	CANTELLI JR	208.0	23	
	10	PAVONI	208.0	19	
	14	TERRANOVA	208.0	2	
	31	PERSIANI	208.0	10	
	21	PROVENZANO	207.6	9	
	30	MUERMANS	207.6	13	
	29	CECOTTO JR	207.2	15	
	32	TORRE	206.8	3	
	34	SCHRAML	206.8	3	
	8	ANDERSEN	206.5	23	
	12	SANCHEZ LOP	206.5	4	
	18	COSTA	206.5	2	
	33	DE BRUIJN	204.1	6	
	20	CAMPOS JR	203.7	7	
	9	PUGLISI	202.2	9	



Circuit Length - 4.005 kilometres  
Circuit Ricardo Tormo  
Valencia

Weather/Track: Sun/Dry

## International Formula Master COMBINED TESTING SESSIONS

POS	NO	CL	NAME	NAT	ENTRY	FIRST		SECOND		GAP
						TIME	LAPS	TIME	LAPS	
1	31		Luca PERSIANI	ITA	Scuderia Fama	1:27.865	30	1:30.554	12	
2	18		Alberto COSTA	ITA	Euronova Racing	1:28.699	7	1:29.531	4	0.834
3	25		Jerome D'AMBROSIO	BEL	Cram Competition	57:15.137	8	1:28.799	40	0.934
4	16		Maximilian GOETZ	GER	ISR	1:28.870	30	1:28.851	15	0.986
5	24		Arturo LLOBEL	ESP	Cram Competition	1:28.882	19	1:29.026	28	1.017
6	19		Pierre RAGUES	FRA	Euronova Racing	1:30.112	17	1:28.894	25	1.029
7	7		Chris VANDERDRIFT	NZL	J.D. Motorsport	1:29.303	7	1:29.436	25	1.438
8	12		Pablo SANCHEZ LOPEZ	MEX	Alan Racing	1:29.320	32	1:30.782	21	1.455
9	21		Frankie PROVENZANO	ITA	ADM Motorsport	1:29.338	35	1:30.076	13	1.473
10	15		Salvatore GATTO	ITA	Alan Racing	1:29.513	29	1:30.184	30	1.648
11	8		Kasper ANDERSEN	DEN	J.D. Motorsport	1:29.875	20	1:29.551	30	1.686
12	33		Nick DE BRUIJN	NED	ADM Motorsport	1:29.722	12	1:30.386	9	1.857
13	2		Rahel FREY	SUI	Jenzer Motorsport	1:29.820	27	1:31.309	21	1.955
14	26		Rodolfo AVILA	MAC	Cram Competition	1:30.758	17	1:29.880	20	2.015
15	6		Claudio CANTELLI JR	BRA	J.D. Motorsport	1:30.216	24	1:30.360	24	2.351
16	11		Ignazio BELLUARDO	ITA	Promotorsport	1:31.362	9	1:30.256	31	2.391
17	28		Jon BARNES	GBR	John Village	1:30.651	32	1:30.270	31	2.405
18	14		Giuseppe TERRANOVA	ITA	Alan Racing	1:30.391	18	1:30.775	14	2.526
19	10		Mattia PAVONI	ITA	Promotorsport	1:31.421	24	1:30.426	22	2.561
20	29		Johnny CECOTTO JR	VEN	Ombra Racing	1:30.482	11	1:30.485	16	2.617
21	4		Oliver CAMPOS HULL	ESP	Jenzer Motorsport	1:31.755	7	1:30.713	28	2.848
22	34		Dominik SCHRAML	GER	ADM Motorsport	1:30.832	25	1:35.809	6	2.967
23	3		Juho ANNALA	FIN	Jenzer Motorsport	1:33.268	19	1:30.898	31	3.033
24	30		Dominick MUERMANS	NED	Ombra Racing	1:30.939	19	1:32.370	18	3.074
25	32		Massimo TORRE	ITA	Scuderia Fama	1:31.413	18	1:31.080	18	3.215
26	9		Marcello PUGLISI	ITA	Promotorsport	1:31.206	26	1:31.910	21	3.341
27	27		Tor GRAVES	GBR	John Village	1:31.284	9		2	3.419
28	22		Michele CALIENDO	ITA	ADM Motorsport	1:31.797	20		1	3.932
29	5		Nicolas MAULINI	SUI	NMRT - Maulini	1:32.227	26	1:32.483	38	4.362
30	20		Adrian CAMPOS JR	ESP	Euronova Racing		0	1:32.930	10	5.065

Weather/Track: Sun/Dry

Valencia  
Circuit Length = 4.0050 km.  
Start: 09:00 End: 17:10

Race Director:	Steward:	Timekeeper:
----------------	----------	-------------

## International Formula Master

### TESTING SESSION - WEDNESDAY AM

POS	NO	CL	DRIVER	NAT	TEAM	TIME	LAPS	GAP	KPH
1	31		Luca PERSIANI	ITA	Scuderia Fama	1:27.696	35		164.40
2	16		Maximilian GOETZ	GER	ISR	1:27.808	43	0.112	164.19
3	19		Pierre RAGUES	FRA	Euronova Racing	1:27.892	38	0.196	164.04
4	4		Oliver CAMPOS HULL	ESP	Jenzer Motorsport	1:28.162	26	0.466	163.54
5	12		Pablo SANCHEZ LOPEZ	MEX	Alan Racing	1:28.233	37	0.537	163.40
6	18		Alberto COSTA	ITA	Euronova Racing	1:28.270	49	0.574	163.34
7	2		Rahel FREY	SUI	Jenzer Motorsport	1:28.456	24	0.760	162.99
8	24		Arturo LLOBEL	ESP	Cram Competition	1:28.521	50	0.825	162.87
9	15		Salvatore GATTO	ITA	Alan Racing	1:28.566	31	0.870	162.79
10	25		Jerome D'AMBROSIO	BEL	Cram Competition	1:28.751	50	1.055	162.45
11	3		Juho ANNALA	FIN	Jenzer Motorsport	1:28.795	37	1.099	162.37
12	8		Kasper ANDERSEN	DEN	J.D. Motorsport	1:28.817	24	1.121	162.33
13	7		Chris VAN DER DRIFT	NZL	J.D. Motorsport	1:28.849	33	1.153	162.27
14	14		Giuseppe TERRANOVA	ITA	Alan Racing	1:28.938	22	1.242	162.11
15	29		Johnny CECOTTO JR	VEN	Ombra Racing	1:28.969	45	1.273	162.05
16	33		Nick DE BRUIJN	NED	ADM Motorsport	1:28.981	27	1.285	162.03
17	6		Claudio CANTELLI JR	BRA	J.D. Motorsport	1:29.039	40	1.343	161.92
18	20		Adrian CAMPOS JR	ESP	Euronova Racing	1:29.088	14	1.392	161.84
19	9		Marcello PUGLISI	ITA	Promotorsport	1:29.150	45	1.454	161.72
20	26		Rodolfo AVILA	MAC	Cram Competition	1:29.216	25	1.520	161.60
21	27		Tor GRAVES	GBR	John Village	1:29.233	41	1.537	161.57
22	21		Frankie PROVENZANO	ITA	ADM Motorsport	1:29.309	40	1.613	161.43
23	32		Massimo TORRE	ITA	Scuderia Fama	1:29.413	41	1.717	161.25
24	11		Ignazio BELLUARDO	ITA	Promotorsport	1:29.674	42	1.978	160.78
25	28		Jon BARNES	GBR	John Village	1:29.698	36	2.002	160.73
26	30		Dominick MUERMANS	NED	Ombra Racing	1:29.786	44	2.090	160.58
27	34		Dominik SCHRAML	GER	ADM Motorsport	1:29.862	29	2.166	160.44
28	10		Mattia PAVONI	ITA	Promotorsport	1:30.246	49	2.550	159.76
29	22		Michele CALIENDO	ITA	ADM Motorsport	1:30.390	46	2.694	159.50
30	5		Nicolas MAULINI	SUI	NMRT - Maulini	1:31.814	37	4.118	157.03

Weather/Track: Sun/Dry

Valencia  
Circuit Length = 4.0050 km.  
Start: 09:00 End: 13:00

Race Director:	Steward:	Timekeeper:
----------------	----------	-------------

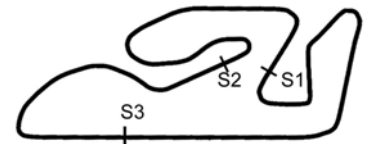
# International Formula Master

## Testing Wednesday AM - Sector Analysis Report

Lap S1 Time S1 Spd S2 Time S2 Spd S3 Time S3 Spd Lap Time Pit Lap S1 Time S1 Spd S2 Time S2 Spd S3 Time S3 Spd Lap Time Pit

2 FREY				SUI Jenzer Motorsport						
1	11:14.170	36.450	29.966	12:20.586	14	34.638	31.565	24.634	208.8	1:30.837
2	37.037	34.156	26.190	206.1 1:37.383	15	33.741	30.901	24.316	206.5	1:28.958
3	35.812	33.162	25.742	206.5 1:34.716	16	33.309	31.023	24.515	209.7	1:28.847
4	35.151	33.523	25.708	211.3 1:34.382	17	33.402	30.967	24.343	210.9	1:28.712
5	35.082	32.239	25.130	211.3 1:32.451	18	33.192	30.817	24.447	213.4	1:28.456
6	35.081	32.398	25.040	209.3 1:32.519	19	36.441	37.715	25.809		1:39.965
7	35.460	32.411	30.211	1:38.082 Pit	20	33.853	31.107	24.432	208.0	1:29.392
8	11:02.943	41.416	27.410	207.2 12:11.769	21	33.412	30.940	24.146	213.4	1:28.498
9	35.091	31.649	24.854	206.8 1:31.594	22	35.406	33.149	29.888		1:38.443 Pit
10	34.384	31.518	24.751	210.5 1:30.653	23		35.285	25.871	206.5	99:99.999
11	34.083	32.093	25.561	203.7 1:31.737	24	34.854	31.980	33.690		1:40.524 Pit
12	41.010	44.159	44.822	2:09.991 Pit						
13	11:13.956	33.616	25.523	206.8 12:13.095						

3 ANNALA				FIN Jenzer Motorsport						
1	11:25.272	38.447	29.255	201.4 12:32.974	20	33.455	31.210	24.601	208.8	1:29.266
2	37.735	33.745	26.124	209.3 1:37.604	21	33.505	31.620	25.555	208.4	1:30.680
3	36.183	32.606	25.357	207.2 1:34.146	22	33.563	31.338	24.578	209.7	1:29.479
4	34.950	31.577	25.137	211.3 1:31.664	23	33.577	31.442	24.745	208.8	1:29.764
5	34.695	31.639	24.879	208.8 1:31.213	24	34.527	32.901	32.535		1:39.963 Pit
6	34.282	31.529	24.977	208.8 1:30.788	25	28:52.707	32.670	25.529	208.8	29:50.906
7	34.371	31.651	32.794	1:38.816 Pit	26	33.977	31.409	24.922	210.1	1:30.308
8	8:59.350	34.840	26.329	207.6 10:00.519	27	35.109	31.474	24.732	209.7	1:31.315
9	35.730	32.560	25.210	206.8 1:33.500	28	34.617	31.549	33.456		1:39.622 Pit
10	33.758	31.148	24.541	1:29.447	29	32:02.030	32.588	32.961		33:07.579 Pit
11	33.407	31.197	24.659	212.5 1:29.263	30	22:49.747	32.950	25.618	206.1	23:48.315
12	33.276	30.940	24.579	210.9 1:28.795	31	34.361	31.733	25.081	208.4	1:31.175
13	33.232	31.054	24.572	212.1 1:28.858	32	34.190	31.566	32.588		1:38.344 Pit
14	33.406	31.370	24.652	210.9 1:29.428	33	43:46.799	34.583	26.956	206.8	44:48.338
15	36.544	32.189	31.199	1:39.932 Pit	34	37.528	33.469	25.797	209.7	1:36.794
16	46:26.672	34.093	26.293	205.7 47:27.058	35	36.467	34.726	26.108	210.1	1:37.301
17	35.037	31.715	24.815	210.5 1:31.567	36	36.063	32.573	25.451	208.8	1:34.087
18	33.586	31.062	24.519	208.0 1:29.167	37	36.991	37.189	41.685		1:55.865 Pit
19	33.426	31.247	24.680	207.6 1:29.353						



Circuit Length - 4.005 kilometres  
Circuit Ricardo Tormo  
Valencia

Weather/Track: Sun/Dry

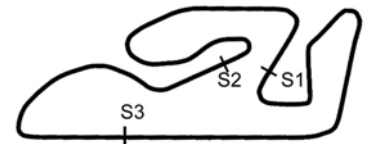
# International Formula Master

## Testing Wednesday AM - Sector Analysis Report

Lap S1 Time S1 Spd S2 Time S2 Spd S3 Time S3 Spd Lap Time Pit Lap S1 Time S1 Spd S2 Time S2 Spd S3 Time S3 Spd Lap Time Pit

4 CAMPOS HULL				ESP Jenzer Motorsport							
1	11:11.483	37.788	29.501	12:18.772	15	33.376	30.899	24.230	217.3	1:28.505	
2	37.990	33.465	26.010	1:37.465	16	33.240	30.757	24.165	208.8	1:28.162	
3	35.033	32.957	25.346	208.0	1:33.336	17	33.532	31.275	33.925	1:38.732 Pit	
4	34.805	32.105	25.154	211.7	1:32.064	18	36:32.970	1:05.768	1:05.640	38:44.378 Pit	
5	34.154	31.678	25.018	1:30.850	19	20:59.664	1:13.103	1:14.052	23:26.819 Pit		
6	34.087	31.776	24.958	1:30.821	20	90:04.318	37.427	28.922	202.2	91:10.667	
7	34.798	34.380	36.550	1:45.728 Pit	21	40.668	34.298	41.750	1:56.716 Pit		
8	5:13.161	33.831	25.871	205.7	6:12.863	22	27:59.703	43.493	42.870	148.3	29:26.066
9	34.871	31.623	24.739	1:31.233	23	42.523	37.500	40.719	2:00.742 Pit		
10	33.622	31.014	24.648	1:29.284	24	11:55.185	34.108	26.766	204.1	12:56.059	
11	33.420	30.724	24.503	210.5	1:28.647	25	36.252	32.975	29.279	191.4	1:38.506
12	33.267	30.800	24.383	208.8	1:28.450	26	41.306	33.560	26.274	207.6	1:41.140
13	33.253	30.781	24.375	1:28.409							
14	39.406	40.724	25.209	1:45.339							

5 MAULINI				SUI NMRT - Maulini							
1	12:50.755	44.761	31.612	187.5	14:07.128	20	35.769	32.705	25.288	209.3	1:33.762
2	42.008	36.604	29.488	176.1	1:48.100	21	34.736	32.106	36.225	1:43.067 Pit	
3	39.441	36.227	26.938	206.5	1:42.606	22	11:53.775	32.688	25.595	208.8	12:52.058
4	36.462	33.289	26.028	206.5	1:35.779	23	34.744	32.375	25.463	206.5	1:32.582
5	35.750	32.833	25.687	208.4	1:34.270	24	34.701	33.260	25.282	211.3	1:33.243
6	36.286	33.540	25.982	208.0	1:35.808	25	34.659	32.276	25.150	211.3	1:32.085
7	36.973	34.583	25.848	210.9	1:37.404	26	34.931	32.898	34.968	1:42.797 Pit	
8	37.015	33.381	36.354	1:46.750 Pit	27	42:10.552	35.608	26.105	208.8	43:12.265	
9	10:02.662	33.108	25.817	208.0	11:01.587	28	35.429	32.085	25.162	211.3	1:32.676
10	35.971	32.788	26.027	210.9	1:34.786	29	34.718	31.752	25.344	209.7	1:31.814
11	35.450	33.024	25.446	210.1	1:33.920	30	35.234	34.286	25.827	209.7	1:35.347
12	36.297	33.429	25.328	208.0	1:35.054	31	35.065	32.704	25.433	210.1	1:33.202
13	36.052	33.357	25.786	209.7	1:35.195	32	35.250	32.391	33.456	1:41.097 Pit	
14	37.325	33.390	36.211	1:46.926 Pit	33	2:29.118	32.580	25.407	210.1	3:27.105	
15	53:00.775	33.868	25.899	208.0	54:00.542	34	35.229	32.244	25.310	210.1	1:32.783
16	35.408	32.605	25.392	209.3	1:33.405	35	35.561	32.668	25.717	210.1	1:33.946
17	35.102	32.243	25.065	209.3	1:32.410	36	35.079	32.575	25.538	208.8	1:33.192
18	34.709	31.934	26.662	210.1	1:33.305	37		1:08.783			1:43.294 Pit
19	34.743	32.014	25.278	210.5	1:32.035						



Circuit Length - 4.005 kilometres  
Circuit Ricardo Tormo  
Valencia

Weather/Track: Sun/Dry

Printed at 13:05, Wednesday, 16 May, 2007

© MST Systems Ltd, 2005 (www.mstworld.com)

Page 2

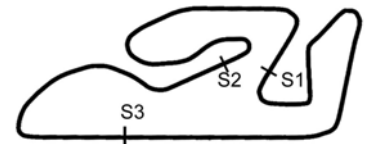
# International Formula Master

## Testing Wednesday AM - Sector Analysis Report

Lap S1 Time S1 Spd S2 Time S2 Spd S3 Time S3 Spd Lap Time Pit Lap S1 Time S1 Spd S2 Time S2 Spd S3 Time S3 Spd Lap Time Pit

6 CANTELLI JR				BRA J.D. Motorsport						
1	13:50.157	35.615	26.697	14:52.469	22	33.593	31.409	24.679	1:29.681	
2	35.559	32.521	25.458	1:33.538	23	33.809	31.484	24.869	1:30.162	
3	34.235	31.731	24.906	1:30.872	24	36.758	32.908	30.415	1:40.081 Pit	
4	33.852	31.475	24.736	1:30.063	25	12:39.396	34.563	25.274	208.0	13:39.233
5	35.163	33.872	24.659	1:33.694	26	34.884	31.185	24.730	1:30.799	
6	34.336	31.683	24.958	1:30.977	27	33.646	31.132	24.582	1:29.360	
7	34.246	31.273	24.730	1:30.249	28	33.570	30.989	24.480	1:29.039	
8	34.303	31.774	31.015	1:37.092 Pit	29	34.048	31.431	24.715	1:30.194	
9	16:41.561	32.007	24.961	17:38.529	30	34.048	31.373	24.915	1:30.336	
10	34.269	31.476	24.878	1:30.623	31	33.543	31.287	24.635	1:29.465	
11	33.944	31.177	24.593	1:29.714	32	33.728	31.568	24.641	1:29.937	
12	33.524	31.822	24.556	1:29.902	33	33.690	31.441	24.588	1:29.719	
13	33.412	31.028	24.605	1:29.045	34	36.579	33.033	30.682	1:40.294 Pit	
14	33.379	31.033	24.679	1:29.091	35		33.911	25.333	99:99.999	
15	33.400	32.345	30.564	1:36.309 Pit	36	34.437	32.102	24.733	210.5	1:31.272
16	10:55.464	32.926	25.176	11:53.566	37	34.182	31.994	24.893	1:31.069	
17	33.838	31.596	24.765	1:30.199	38	34.112	31.594	24.873	1:30.579	
18	33.633	31.698	24.978	1:30.309	39	34.029	32.951	25.306	209.7	1:32.286
19	33.919	32.919	31.056	1:37.894 Pit	40	34.078	31.559	28.953	1:34.590 Pit	
20	6:45.268	32.366	25.145	7:42.779						
21	33.645	31.384	24.828	1:29.857						

7 VAN DER DRIFT				NZL J.D. Motorsport						
1	11:27.596	39.116	31.270	173.0	12:37.982	18	33.396	31.221	24.655	1:29.272
2	40.630	37.065	30.054	1:47.749	19	35.080	32.529	25.251	1:32.860	
3	37.151	33.306	25.591	1:36.048	20	35.576	31.720	29.125	1:36.421 Pit	
4	34.492	32.222	25.063	1:31.777	21	8:54.611	32.381	24.993	206.8	9:51.985
5	33.977	36.728	29.126	1:39.831 Pit	22	33.750	31.503	25.120	1:30.373	
6	10:17.724	32.441	25.167	11:15.332	23	33.921	32.932	24.944	207.2	1:31.797
7	33.582	31.327	24.736	1:29.645	24	33.709	39.824	32.619	1:46.152 Pit	
8	34.670	31.748	24.699	1:31.117	25	94:33.275	34.031	25.854	95:33.160	
9	33.300	31.121	24.428	1:28.849	26	34.516	32.496	25.077	207.2	1:32.089
10	34.001	32.299	31.456	1:37.756 Pit	27	36.760	32.266	25.627	1:34.653	
11	13:36.570	32.741	25.132	14:34.443	28	34.420	31.750	25.061	207.6	1:31.231
12	33.538	31.313	24.553	1:29.404	29	33.864	31.683	24.865	207.6	1:30.412
13	33.808	31.169	24.677	1:29.654	30	33.942	33.063	30.449	1:37.454 Pit	
14	33.357	31.143	24.491	1:28.991	31	21:01.048	32.728	25.214	21:58.990	
15	35.315	32.794	29.379	1:37.488 Pit	32	34.329	31.672	24.877	207.6	1:30.878
16	36:49.744	32.739	25.090	208.8	33	34.382	32.745	29.489	1:36.616 Pit	
17	33.665	31.369	24.515	1:29.549						



Circuit Length - 4.005 kilometres  
Circuit Ricardo Tormo  
Valencia

Weather/Track: Sun/Dry

Printed at 13:05, Wednesday, 16 May, 2007

© MST Systems Ltd, 2005 (www.mstworld.com)

Page 3

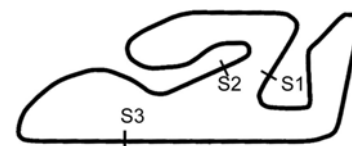


# International Formula Master Testing Wednesday AM - Sector Analysis Report

Lap S1 Time S1 Spd S2 Time S2 Spd S3 Time S3 Spd Lap Time Pit Lap S1 Time S1 Spd S2 Time S2 Spd S3 Time S3 Spd Lap Time Pit

8 ANDERSEN				DEN J.D. Motorsport					
1	22:57.597	32.869	25.391	23:55.857	14	34.516	31.396	31.222	1:37.134 Pit
2	34.599	31.157	24.683	1:30.439	15	10:01.123	31.281	24.877	10:57.281
3	33.995	30.782	24.572	1:29.349	16	33.659	33.479	24.835	1:31.973
4	35.159	31.506	24.355	1:31.020	17	33.609	31.349	24.669	1:29.627
5	34.828	31.986	32.168	1:38.982 Pit	18	33.638	39.651	37.510	1:50.799 Pit
6	6:46.145	33.763	24.804	7:44.712	19		34.059	25.527	206.5 99:99.999
7	33.608	31.148	24.462	1:29.218	20	34.987	31.598	25.259	1:31.844
8	34.938	31.933	24.463	1:31.334	21	34.212	1:30.830	25.722	205.3 1:29.764
9	34.600	31.871	31.129	1:37.600 Pit	22	34.503	31.834	25.423	1:31.760
10	12:03.337	31.344	24.750	12:59.431	23	34.253	31.711	24.981	206.5 1:30.945
11	33.415	30.953	24.847	1:29.215	24	38.619	33.690	38.490	1:50.799 Pit
12	33.467	30.912	24.438	1:28.817					
13	33.296	32.523	24.674	1:30.493					

9 PUGLISI				ITA Promotorsport					
1	39:56.561	33.748	25.656	40:55.965	24	33.725	31.447	24.429	1:29.601
2	35.695	32.026	25.051	1:32.772	25	34.323	39.688	26.714	209.3 1:40.725
3	33.748	31.222	25.029	1:29.999	26	33.766	31.528	24.513	1:29.807
4	33.670	31.318	24.853	1:29.841	27	33.618	31.157	24.621	1:29.396
5	33.664	31.505	24.983	1:30.152	28	33.607	31.415	29.197	1:34.219 Pit
6	33.572	31.507	24.898	1:29.977	29	53:47.640	32.669	25.473	207.2 54:45.782
7	33.802	31.289	29.865	1:34.956 Pit	30	34.233	31.789	25.034	1:31.056
8	5:15.931	31.601	25.201	6:12.733	31	33.855	31.629	25.042	209.7 1:30.526
9	33.472	31.381	24.849	1:29.702	32	33.859	32.083	24.996	209.7 1:30.938
10	33.703	31.453	24.441	1:29.597	33	34.142	31.981	25.008	206.5 1:31.131
11	33.877	31.802	24.710	1:30.389	34	34.228	31.867	30.484	1:36.579 Pit
12	33.524	31.689	24.869	1:30.082	35	5:25.273	33.752	25.260	6:24.285
13	34.918	32.594	28.407	1:35.919 Pit	36	34.289	31.649	24.965	208.8 1:30.903
14	15:29.159	33.017	25.966	16:28.142	37	33.955	31.733	24.847	1:30.535
15	34.592	31.594	24.943	1:31.129	38	34.175	32.185	25.148	205.3 1:31.508
16	33.572	31.198	24.615	1:29.385	39	34.391	32.253	25.352	1:31.996
17	33.522	31.151	24.587	1:29.260	40	34.607	32.269	30.535	1:37.411 Pit
18	33.617	31.438	24.545	1:29.600	41	43:05.095	33.794	33.089	44:11.978 Pit
19	33.243	31.177	24.730	1:29.150	42	10:02.134	32.704	25.738	208.8 11:00.576
20	33.448	32.008	29.642	1:35.098 Pit	43	34.469	32.143	25.193	208.8 1:31.805
21	7:30.340	31.594	24.957	8:26.891	44	34.621	33.193	25.779	210.5 1:33.593
22	33.778	31.363	24.745	1:29.886	45	34.547	32.195	25.461	210.5 1:32.203
23	33.563	31.259	24.574	1:29.396					



Circuit Length - 4.005 kilometres  
Circuit Ricardo Tormo  
Valencia

Weather/Track: Sun/Dry

Printed at 13:05, Wednesday, 16 May, 2007

© MST Systems Ltd, 2005 (www.mstworld.com)

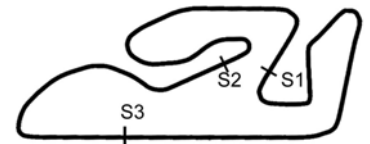
Page 4

# International Formula Master

## Testing Wednesday AM - Sector Analysis Report

Lap S1 Time S1 Spd S2 Time S2 Spd S3 Time S3 Spd Lap Time Pit Lap S1 Time S1 Spd S2 Time S2 Spd S3 Time S3 Spd Lap Time Pit

10 PAVONI				ITA				Promotorsport			
1	27:04.509	36.246	27.403	28:08.158	26	1:37.845	35.025	33.750	2:46.620	Pit	
2	36.902	33.290	26.347	204.9	1:36.539	27	20:24.423	36.374	26.186	21:26.983	
3	35.328	32.032	25.310	206.8	1:32.670	28	35.491	32.276	25.552	207.2	1:33.319
4	34.398	31.682	25.216	208.0	1:31.296	29	34.268	31.567	25.037	1:30.872	
5	34.578	31.769	25.492	206.8	1:31.839	30	34.060	31.401	24.827	208.8	1:30.288
6	34.468	31.702	31.812	1:37.982	Pit	31	33.808	31.583	25.577	213.0	1:30.968
7	26:56.897	34.051	25.886	27:56.834	32	33.839	31.873	24.833	210.5	1:30.545	
8	35.058	31.949	25.039	209.7	1:32.046	33	34.166	32.244	25.012	209.3	1:31.422
9	34.520	32.023	24.827	211.3	1:31.370	34	34.037	31.552	24.846	210.9	1:30.435
10	34.109	31.492	24.815	1:30.416	35	34.121	32.896	29.162	1:36.179	Pit	
11	33.968	31.402	24.876	207.6	1:30.246	36	45:27.574	33.365	25.457	206.5	46:26.396
12	34.080	31.537	24.784	208.4	1:30.401	37	35.190	31.899	25.066	207.2	1:32.155
13	34.021	31.414	24.919	208.4	1:30.354	38	34.232	31.622	24.890	208.0	1:30.744
14	34.313	31.703	25.123	207.6	1:31.139	39	34.248	32.149	25.101	208.0	1:31.498
15	34.194	31.550	33.098	1:38.842	Pit	40	34.352	31.703	25.245	208.0	1:31.300
16	26:52.315	33.246	26.315	207.2	27:51.876	41	39.929	32.652	33.739	1:46.320	Pit
17	34.486	31.635	24.868	209.3	1:30.989	42	10:58.292	33.191	25.808	206.5	11:57.291
18	34.063	31.595	25.120	207.6	1:30.778	43	34.624	31.934	25.512	208.4	1:32.070
19	34.348	31.691	25.305	206.8	1:31.344	44	34.356	31.924	29.318	1:35.598	Pit
20	35.299	33.456	33.703	1:42.458	Pit	45	10:50.817	32.322	25.816	208.8	11:48.955
21	5:34.765	35.087	26.929	206.1	6:36.781	46	34.667	32.233	25.669	208.4	1:32.569
22	34.621	32.031	25.253	207.6	1:31.905	47	34.392	32.316	25.308	208.8	1:32.016
23	34.461	32.389	25.369	208.0	1:32.219	48	34.491	31.855	25.384	208.8	1:31.730
24	34.771	32.051	25.272	208.4	1:32.094	49	34.767	32.174	35.419	1:42.360	Pit
25	34.312	32.026	25.174	210.5	1:31.512						



Circuit Length - 4.005 kilometres  
Circuit Ricardo Tormo  
Valencia

Weather/Track: Sun/Dry

Printed at 13:05, Wednesday, 16 May, 2007

© MST Systems Ltd, 2005 (www.mstworld.com)

Page 5

# International Formula Master

## Testing Wednesday AM - Sector Analysis Report

Lap S1 Time S1 Spd S2 Time S2 Spd S3 Time S3 Spd Lap Time Pit Lap S1 Time S1 Spd S2 Time S2 Spd S3 Time S3 Spd Lap Time Pit

### 11 BELLUARDO

### ITA

### Promotorsport

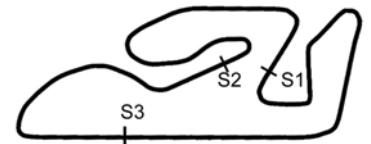
1	29:33.629	41.533	29.123	201.8	30:44.285	23	33.963	31.739	24.843	210.1	1:30.545
2	36.935	34.217	25.956	206.8	1:37.108	24	34.173	32.912	30.289		1:37.374 Pit
3	34.735	32.047	25.297	208.8	1:32.079	25	46:53.186	37.849	26.794	205.3	47:57.829
4	33.988	31.538	25.005		1:30.531	26	36.621	32.758	25.351	206.8	1:34.730
5	33.760	31.169	24.745		1:29.674	27	34.756	31.849	25.261	208.8	1:31.866
6	35.101	31.946	30.977		1:38.024 Pit	28	34.416	31.754	25.038	209.3	1:31.208
7	8:49.892	36.025	25.779	209.3	9:51.696	29	34.926	31.605	24.842	210.9	1:31.373
8	34.161	31.314	24.853	207.6	1:30.328	30	34.503	31.881	25.116	209.3	1:31.500
9	33.569	31.947	24.934	210.1	1:30.450	31	34.277	32.089	25.118	207.6	1:31.484
10	34.061	31.713	24.839		1:30.613	32	34.308	31.795	24.928	210.1	1:31.031
11	33.862	31.690	24.800		1:30.352	33	35.048	31.740	25.372	208.0	1:32.160
12	33.924	31.570	28.390		1:33.884 Pit	34	36.704	32.297	25.401	208.8	1:34.402
13	15:26.135	32.167	25.216	207.6	16:23.518	35	34.580	32.325	25.478	207.2	1:32.383
14	33.960	31.503	24.624	209.7	1:30.087	36	35.455	33.014	29.715		1:38.184 Pit
15	33.799	31.740	24.767	208.8	1:30.306	37	2:34.348	35.574	25.633	210.1	3:35.555
16	34.236	31.489	24.635	211.3	1:30.360	38	34.713	32.266	25.312	208.4	1:32.291
17	34.080	31.944	43.269		1:49.293 Pit	39	34.772	32.119	25.210	210.9	1:32.101
18	64:26.566	35.405	25.464	208.8	65:27.435	40	34.799	32.291	25.553	207.6	1:32.643
19	34.306	31.765	24.965	209.3	1:31.036	41	35.420	33.807	25.399	208.8	1:34.626
20	34.124	31.939	25.444	208.4	1:31.507	42	35.131	33.708	30.547		1:39.386 Pit
21	34.331	31.725	24.914	209.3	1:30.970						
22	34.158	31.565	24.806	211.3	1:30.529						

### 12 SANCHEZ LOPEZ

### MEX

### Alan Racing

1	39:59.006	42.124	27.316	203.7	41:08.446	20	33.664	31.297	24.689	207.2	1:29.650
2	35.882	38.468	25.635	206.1	1:39.985	21	36.585	32.574	34.052		1:43.211 Pit
3	35.197	32.231	25.329	206.5	1:32.757	22		42.923	39.515		99:99.999 Pit
4	35.188	32.609	25.346	206.5	1:33.143	23	1:05.753	32.094	25.643	204.5	2:03.490
5	35.327	32.696	25.576	205.7	1:33.599	24	33.908	31.693	24.790	205.7	1:30.391
6	36.070	33.118	31.305		1:40.493 Pit	25	33.857	31.750	24.796	206.8	1:30.403
7	4:33.699	34.176	26.367	206.8	5:34.242	26	33.870	31.560	24.755	208.4	1:30.185
8	34.735	30.972	24.512	208.4	1:30.219	27	34.062	31.723	24.820	208.0	1:30.605
9	33.439	30.739	24.446	206.8	1:28.624	28	34.062	31.762	24.821	207.2	1:30.645
10	33.065	30.813	24.355	208.4	1:28.233	29	34.521	31.925	25.586	205.7	1:32.032
11	33.321	30.988	24.484	207.6	1:28.793	30	34.509	32.059	25.252	207.6	1:31.820
12	33.687	30.949	24.254	208.8	1:28.890	31	34.315	31.924	33.350		1:39.589 Pit
13	33.264	36.892	28.818	208.0	1:38.974	32	10:08.050	39.697	26.945	208.0	11:14.692
14	33.301	30.833	24.327	208.4	1:28.461	33	34.577	31.924	25.075	208.4	1:31.576
15	33.142	31.006	24.232	208.4	1:28.380	34	34.546	32.000	25.012	208.8	1:31.558
16	33.335	31.333	30.637		1:35.305 Pit	35	34.553	33.072	25.490	208.8	1:33.115
17	9:33.835	37.363	25.499	206.8	10:36.697	36	35.183	32.265	25.383	206.8	1:32.831
18	33.922	31.311	24.710	205.7	1:29.943	37	35.182	33.459	36.998		1:45.639 Pit
19	34.160	31.464	24.487	206.8	1:30.111						



Weather/Track: Sun/Dry

Circuit Length - 4.005 kilometres  
Circuit Ricardo Tormo  
Valencia

Printed at 13:05, Wednesday, 16 May, 2007

© MST Systems Ltd, 2005 (www.mstworld.com)

Page 6

# International Formula Master

## Testing Wednesday AM - Sector Analysis Report

Lap S1 Time S1 Spd S2 Time S2 Spd S3 Time S3 Spd Lap Time Pit Lap S1 Time S1 Spd S2 Time S2 Spd S3 Time S3 Spd Lap Time Pit

### 14 TERRANOVA

ITA

Alan Racing

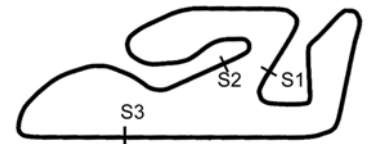
1	26:09.714	35.822	27.042	203.3	27:12.578	13	33.597	31.565	24.453	210.1	1:29.615
2	36.363	32.560	25.534	204.9	1:34.457	14	33.704	31.308	30.269		1:35.281 Pit
3	35.286	32.197	25.046	208.0	1:32.529	15	14:12.560	31.672	24.813	208.0	15:09.045
4	34.554	32.109	25.273	207.6	1:31.936	16	33.644	31.654	24.551	208.4	1:29.849
5	41.335	33.863	25.226	210.1	1:40.424	17	33.705	31.394	25.040	208.0	1:30.139
6	35.575	32.343	25.636	207.6	1:33.554	18	33.549	31.856	25.136	208.4	1:30.541
7	34.902	32.327	25.632	205.3	1:32.861	19	33.394	31.628	24.443	209.7	1:29.465
8	35.871	32.577	31.269		1:39.717 Pit	20	34.091	32.261	29.005		1:35.357 Pit
9	9:33.720	34.955	27.048	208.4	10:35.723	21		35.257	27.558	205.7	99:99.999
10	34.428	31.252	24.492	210.5	1:30.172	22	1:08.348	32.809	25.396	208.0	2:06.553
11	33.740	30.826	24.473	208.8	1:29.039						
12	33.340	31.004	24.594	207.6	1:28.938						

### 15 GATTO

ITA

Alan Racing

1	20:29.179	43.118	33.018	200.7	21:45.315	17	33.482	30.979	24.507	208.0	1:28.968
2	42.681	35.404	26.742	206.1	1:44.827	18	34.777	38.892	24.904	208.4	1:38.573
3	35.666	33.064	25.332	206.5	1:34.062	19	33.415	31.108	24.464	208.4	1:28.987
4	34.966	32.031	25.010	206.5	1:32.007	20	33.078	31.118	24.370	207.6	1:28.566
5	35.446	40.139	25.502	206.5	1:41.087	21	33.257	31.035	24.566	208.8	1:28.858
6	34.718	32.275	24.887	208.4	1:31.880	22	33.201	31.177	24.404	207.2	1:28.782
7	34.736	32.062	24.852	208.8	1:31.650	23	45.390	37.176	32.950		1:55.516 Pit
8	34.593	32.240	25.067	208.4	1:31.900	24	17:31.343	31.930	24.692	208.0	18:27.965
9	38.637	33.214	29.500		1:41.351 Pit	25	33.724	31.169	24.649	208.4	1:29.542
10	9:17.411	34.703	25.547	208.0	10:17.661	26	33.375	31.034	24.445	208.8	1:28.854
11	34.981	32.345	25.236	206.1	1:32.562	27	33.119	30.978	24.484	208.4	1:28.581
12	35.512	32.484	25.008	207.2	1:33.004	28	33.216	31.052	24.360	209.7	1:28.628
13	34.578	32.334	25.008	208.0	1:31.920	29	33.288	31.214	24.331	208.4	1:28.833
14	35.679	34.269	30.811		1:40.759 Pit	30	33.189	31.142	24.373	208.4	1:28.704
15	12:02.058	40.296	31.835	205.3	13:14.189	31	40.845	31.254	29.017		1:41.116 Pit
16	34.435	31.476	24.597	206.8	1:30.508						



Circuit Length - 4.005 kilometres  
Circuit Ricardo Tormo  
Valencia

Weather/Track: Sun/Dry

Printed at 13:05, Wednesday, 16 May, 2007

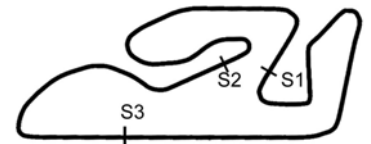
© MST Systems Ltd, 2005 (www.mstworld.com)

Page 7

# International Formula Master Testing Wednesday AM - Sector Analysis Report

Lap S1 Time S1 Spd S2 Time S2 Spd S3 Time S3 Spd Lap Time Pit Lap S1 Time S1 Spd S2 Time S2 Spd S3 Time S3 Spd Lap Time Pit

16 GOETZ				GER				ISR			
1	22:23.108	34.296	26.342 203.7	23:23.746	23	33.573	31.298	24.430	213.4	1:29.301	
2	34.784	31.586	24.972 209.3	1:31.342	24	34.015	31.881	27.951		1:33.847 Pit	
3	33.363	30.934	24.332 210.5	1:28.629	25	23:04.502	33.669	26.287	204.5	24:04.458	
4	33.195	30.621	24.206 210.9	1:28.022	26	35.319	32.838	25.837	204.9	1:33.994	
5	32.967	30.746	24.095 211.7	1:27.808	27	34.941	32.637	26.562	205.7	1:34.140	
6	33.097	31.214	24.283 211.7	1:28.594	28	35.802	32.742	24.883	207.2	1:33.427	
7	33.231	30.817	24.386 211.3	1:28.434	29	34.215	31.211	24.635	207.2	1:30.061	
8	34.059	31.153	30.287	1:35.499 Pit	30	35.520	31.809	24.957	208.0	1:32.286	
9	26:21.923	32.842	25.442 204.9	27:20.207	31	33.695	31.315	24.621	206.5	1:29.631	
10	33.950	30.854	24.377 209.7	1:29.181	32	33.766	31.410	24.834	207.6	1:30.010	
11	32.874	30.663	24.595 210.5	1:28.132	33	33.699	31.656	29.333		1:34.688 Pit	
12	32.891	30.734	24.334 207.6	1:27.959	34	27:21.780	32.335	25.051	207.6	28:19.166	
13	33.235	31.399	24.525 208.8	1:29.159	35	34.114	32.430	24.916	208.4	1:31.460	
14	33.833	31.553	29.623 211.7	1:35.009	36	34.076	31.667	24.814	208.8	1:30.557	
15	32.958	30.767	24.596 211.7	1:28.321	37	33.693	32.025	31.631		1:37.349 Pit	
16	32.922	30.839	24.286 210.1	1:28.047	38	10:26.504	34.081	25.327	207.6	11:25.912	
17	33.159	32.214	28.281	1:33.654 Pit	39	34.311	31.744	24.859	209.3	1:30.914	
18	76:10.697	33.776	25.350 206.8	77:09.823	40	34.816	32.020	24.995	208.8	1:31.831	
19	33.624	31.233	24.660 210.9	1:29.517	41	34.285	31.856	25.373	208.0	1:31.514	
20	33.425	31.382	24.894 211.3	1:29.701	42	34.578	33.676	25.979	209.3	1:34.233	
21	33.284	31.314	24.630 210.1	1:29.228	43	34.798	32.266	30.937		1:38.001 Pit	
22	33.458	31.225	24.735 211.7	1:29.418							



Circuit Length - 4.005 kilometres  
Circuit Ricardo Tormo  
Valencia

Weather/Track: Sun/Dry

Printed at 13:05, Wednesday, 16 May, 2007

© MST Systems Ltd, 2005 (www.mstworld.com)

Page 8

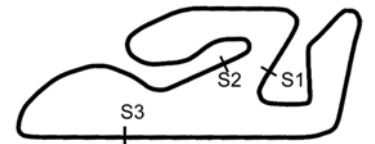
# International Formula Master

## Testing Wednesday AM - Sector Analysis Report

Lap S1 Time S1 Spd S2 Time S2 Spd S3 Time S3 Spd Lap Time Pit Lap S1 Time S1 Spd S2 Time S2 Spd S3 Time S3 Spd Lap Time Pit

18 COSTA				ITA				Euronova Racing			
1	18:59.875	38.340	30.654 180.3	20:08.869	26	33.834	31.441	24.429 210.1	1:29.704		
2	36.764	32.027	25.053 208.0	1:33.844	27	33.862	31.405	24.659 209.3	1:29.926		
3	34.587	31.206	24.593 206.8	1:30.386	28	34.071	32.639	32.621	1:39.331 Pit		
4	34.249	31.034	24.385 208.8	1:29.668	29	21:48.643	32.433	25.562 202.6	22:46.638		
5	33.163	30.893	24.214 209.7	1:28.270	30	34.089	31.455	24.915 208.0	1:30.459		
6	33.269	31.016	24.145 210.1	1:28.430	31	36.240	32.288	24.994 208.0	1:33.522		
7	33.344	31.027	24.151 211.3	1:28.522	32	34.520	31.460	24.769 208.8	1:30.749		
8	33.573	31.546	30.308	1:35.427 Pit	33	33.945	31.496	24.488 208.4	1:29.929		
9	10:57.684	33.716	25.440 207.6	11:56.840	34	33.982	31.519	24.683 206.5	1:30.184		
10	33.788	31.076	24.358 208.8	1:29.222	35	35.052	31.830	29.872	1:36.754 Pit		
11	33.789	31.464	24.479 215.5	1:29.732	36	12:14.637	37.246	25.657 204.9	13:17.540		
12	33.532	30.765	24.396 208.0	1:28.693	37	34.559	31.261	24.690 206.1	1:30.510		
13	34.954	32.167	31.452	1:38.573 Pit	38	33.678	31.133	24.486 207.2	1:29.297		
14	23:56.972	32.151	24.672 207.6	24:53.795	39	33.432	31.142	24.450 208.0	1:29.024		
15	33.590	31.247	24.465 208.0	1:29.302	40	33.614	31.178	24.432 209.3	1:29.224		
16	33.712	31.688	24.674 208.4	1:30.074	41	33.787	32.449	34.146 204.1	1:40.382		
17	34.007	31.405	24.626 209.3	1:30.038	42	34.026	31.649	30.199	1:35.874 Pit		
18	33.927	31.408	24.729 208.8	1:30.064	43	7:33.592	31.643	24.729 209.3	8:29.964		
19	33.622	31.201	24.408 210.5	1:29.231	44	33.679	33.275	34.308	1:41.262 Pit		
20	33.684	31.398	24.884 208.8	1:29.966	45	10:51.151	32.772	24.730 208.8	11:48.653		
21	34.011	31.121	28.995	1:34.127 Pit	46	33.787	31.136	24.479 209.7	1:29.402		
22	69:34.959	34.071	25.779 203.7	70:34.809	47	33.662	31.239	24.722 207.6	1:29.623		
23	34.453	31.456	24.666 207.2	1:30.575	48	34.724	31.686	24.766 211.7	1:31.176		
24	33.929	31.150	24.696 208.8	1:29.775	49	42.878	31.615	36.277	1:50.770 Pit		
25	33.954	31.386	24.468 208.8	1:29.808							

19 RAGUES				FRA				Euronova Racing			
1			17:41.747	21			1:28.531				
2			1:35.777	22			1:32.957 Pit				
3			1:30.429	23	89:41.026	33.209	25.565 206.5	90:39.800			
4			1:29.318	24	34.271	31.372	24.592 208.0	1:30.235			
5			1:28.164	25	33.637	31.120	24.491 208.0	1:29.248			
6			1:28.131	26	33.441	31.164	24.452 208.0	1:29.057			
7			1:27.999	27	33.582	31.216	24.459 209.7	1:29.257			
8			1:33.049 Pit	28	33.367	31.227	24.648 208.4	1:29.242			
9			7:32.871	29	33.575	32.347	28.903	1:34.825 Pit			
10			1:29.793	30	35:29.918	32.244	25.422 205.7	36:27.584			
11			1:28.448	31	34.249	31.476	24.674 206.5	1:30.399			
12			1:28.066	32	34.495	31.701	24.577 207.6	1:30.773			
13			1:28.036	33	34.149	31.272	24.476 208.0	1:29.897			
14			1:27.892	34	33.684	31.374	29.747	1:34.805 Pit			
15			1:33.798 Pit	35	32:24.088	35.912	29.915 204.9	33:29.915			
16			10:59.721	36	34.879	31.844	24.926 207.6	1:31.649			
17			1:29.066	37	35.620	31.664	25.565 208.4	1:32.849			
18			1:28.386	38	33.945	31.534	24.706 209.3	1:30.185			
19			1:28.408								
20			1:28.279								



Circuit Length - 4.005 kilometres  
Circuit Ricardo Tormo  
Valencia

Weather/Track: Sun/Dry

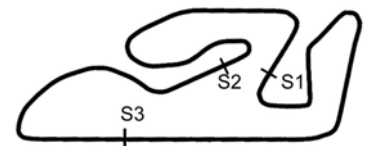
# International Formula Master

## Testing Wednesday AM - Sector Analysis Report

Lap S1 Time S1 Spd S2 Time S2 Spd S3 Time S3 Spd Lap Time Pit Lap S1 Time S1 Spd S2 Time S2 Spd S3 Time S3 Spd Lap Time Pit

20 CAMPOS JR					ESP Euronova Racing						
1	42:44.153	35.301	26.450	205.3	43:45.904	9	34.614	31.786	24.945	205.3	1:31.345
2	35.524	32.089	25.135	207.2	1:32.748	10	34.087	31.351	24.870	207.6	1:30.308
3	34.206	31.323	24.934	206.8	1:30.463	11	34.112	31.375	24.744	206.1	1:30.231
4	33.942	31.691	24.788	208.4	1:30.421	12	33.642	31.500	24.738	206.1	1:29.880
5	33.788	31.300	24.658	207.6	1:29.746	13	34.077	31.242	24.587	207.2	1:29.906
6	<b>33.475</b>	<b>31.077</b>	<b>24.536</b>	<b>209.3</b>	<b>1:29.088</b>	14	33.678	31.566	29.101		1:34.345 Pit
7	33.798	32.288	30.642		1:36.728 Pit						
8	40:22.965	33.113	25.947	205.3	41:22.025						

21 PROVENZANO					ITA ADM Motorsport						
1	15:54.308	41.078	34.022	171.4	17:09.408	22	34.105	31.403	24.686	208.0	1:30.194
2	42.362	37.400	29.444	174.7	1:49.206	23	33.750	31.565	24.745	208.0	1:30.060
3	39.967	35.841	28.687	173.0	1:44.495	24	33.796	31.564	<b>24.559</b>	<b>209.3</b>	1:29.919
4	39.562	36.319	28.983	164.6	1:44.864	25	33.872	31.646	24.649	<b>211.7</b>	1:30.167
5	40.729	39.181	36.398	204.1	1:56.308	26	34.064	31.749	31.443		1:37.256 Pit
6	35.578	32.316	30.142		1:38.036 Pit	27	12:04.515	32.246	24.911	206.8	13:01.672
7	7:01.219	35.899	25.632	206.5	8:02.750	28	34.394	31.691	24.969	207.2	1:31.054
8	34.674	31.822	25.181	207.2	1:31.677	29	34.554	31.619	24.890	206.8	1:31.063
9	34.307	31.920	24.946	208.4	1:31.173	30	34.127	31.836	24.687	207.2	1:30.650
10	34.057	33.254	30.884		1:38.195 Pit	31	34.983	31.862	24.895	207.6	1:31.740
11	15:08.141	37.852	40.344		16:26.337 Pit	32	33.928	34.135	33.852		1:41.915 Pit
12	73:36.957	33.318	25.667	205.3	74:35.942	33	20:00.494	32.502	25.169	205.7	20:58.165
13	34.768	31.999	25.192	207.2	1:31.959	34	34.457	32.090	25.150	206.5	1:31.697
14	34.081	31.799	25.039	206.8	1:30.919	35	34.417	32.246	25.111	206.5	1:31.774
15	4:33.440	32.833	31.356		5:37.629 Pit	36	37.011	33.039	29.883		1:39.933 Pit
16	7:17.752	34.576	25.867	206.5	8:18.195	37	24:20.145	32.825	25.233	207.2	25:18.203
17	35.064	31.730	24.885	207.6	1:31.679	38	35.230	32.883	25.410	210.1	1:33.523
18	<b>33.646</b>	<b>31.067</b>	24.596	209.7	<b>1:29.309</b>	39	35.294	32.300	25.246	208.0	1:32.840
19	33.652	31.394	24.576	209.3	1:29.622	40	35.776	33.032	35.761		1:44.569 Pit
20	35.090	32.000	30.057		1:37.147 Pit						
21	9:59.486	32.005	25.076	208.0	10:56.567						



Circuit Length - 4.005 kilometres  
Circuit Ricardo Tormo  
Valencia

Weather/Track: Sun/Dry

Printed at 13:05, Wednesday, 16 May, 2007

© MST Systems Ltd, 2005 (www.mstworld.com)

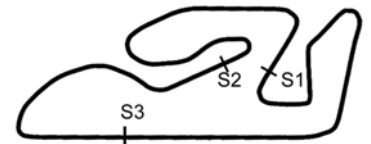
Page 10

# International Formula Master

## Testing Wednesday AM - Sector Analysis Report

Lap S1 Time S1 Spd S2 Time S2 Spd S3 Time S3 Spd Lap Time Pit Lap S1 Time S1 Spd S2 Time S2 Spd S3 Time S3 Spd Lap Time Pit

22 CALIENDO				ITA				ADM Motorsport			
1	26:10.925	35.862	31.639	27:18.426	Pit	25	35.234	32.487	25.375	205.7	1:33.096
2	6:37.513	34.275	26.772	201.8	7:38.560	26	35.044	32.450	25.584	205.7	1:33.078
3	36.576	33.376	25.951	201.8	1:35.903	27	34.868	32.427	30.410		1:37.705 Pit
4	35.259	32.901	25.945	200.7	1:34.105	28	66:29.308	36.887	32.374		67:38.569 Pit
5	34.794	32.859	28.519		1:36.172 Pit	29	7:01.849	34.509	26.988	194.5	8:03.346
6	8:08.505	32.466	25.377	200.3	9:06.348	30	36.111	32.199	25.655	200.3	1:33.965
7	34.918	31.951	26.642	198.8	1:33.511	31	34.661	31.545	25.048	205.3	1:31.254
8		1:07.667		201.8	1:32.886	32	34.378	31.861	24.887	206.5	1:31.126
9	56.910	33.726	28.716		1:59.352 Pit	33	34.162	31.346	24.882	205.7	1:30.390
10	12:07.596	33.209	25.918	201.4	13:06.723	34	34.111	32.064	26.721	205.7	1:32.896
11	35.419	33.454	25.860	200.3	1:34.733	35	34.331	31.926	31.249		1:37.506 Pit
12	7:23.924	32.731	25.488	204.9	8:22.143	36	10:16.412	32.626	25.859	198.8	11:14.897
13	35.292	32.195	25.323	204.1	1:32.810	37	34.766	32.121	25.770	201.1	1:32.657
14	35.265	32.132	25.510	204.9	1:32.907	38	34.689	32.066	25.292	205.3	1:32.047
15	35.052	32.369	25.351	204.5	1:32.772	39	34.197	31.801	25.050	202.6	1:31.048
16	34.600	31.974	25.171	206.8	1:31.745	40	33.999	32.743	25.220	203.7	1:31.962
17	35.106	32.245	25.215	204.5	1:32.566	41	33.966	31.993	24.988	205.7	1:30.947
18	35.038	32.149	25.274	205.3	1:32.461	42	34.194	33.133	27.138	206.1	1:34.465
19	35.086	32.329	29.636		1:37.051 Pit	43	34.899	32.033	24.994	208.0	1:31.926
20	15:10.456	35.536	25.920	203.7	16:11.912	44	34.516	32.222	28.105		1:34.843 Pit
21	35.328	32.225	25.362	206.1	1:32.915	45	16:02.613	33.330	25.723	205.7	17:01.666
22	35.126	32.705	25.316	205.7	1:33.147	46	38.196	38.906	37.359		1:54.461 Pit
23	35.037	32.350	25.627	206.8	1:33.014						
24	34.922	32.546	25.211	204.5	1:32.679						



Circuit Length - 4.005 kilometres  
Circuit Ricardo Tormo  
Valencia

Weather/Track: Sun/Dry

Printed at 13:05, Wednesday, 16 May, 2007

© MST Systems Ltd, 2005 (www.mstworld.com)

Page 11

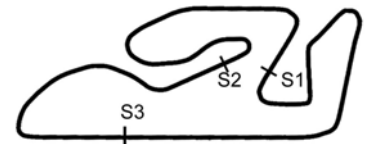


# International Formula Master

## Testing Wednesday AM - Sector Analysis Report

Lap S1 Time S1 Spd S2 Time S2 Spd S3 Time S3 Spd Lap Time Pit Lap S1 Time S1 Spd S2 Time S2 Spd S3 Time S3 Spd Lap Time Pit

24 LLOBEL				ESP				Cram Competition			
1	28:51.573	36.554	27.977 199.2	29:56.104	27	34.499	31.827	24.804 210.9	1:31.130		
2	38.092	34.147	26.969 205.7	1:39.208	28	34.393	32.171	25.408 210.1	1:31.972		
3	36.582	32.369	25.367 207.2	1:34.318	29	38.631	31.992	29.341	1:39.964 Pit		
4	36.321	32.533	25.314 208.8	1:34.168	30	15:09.781	32.183	24.928 205.7	16:06.892		
5	34.101	31.312	24.608 209.7	1:30.021	31	35.550	32.573	28.492	1:36.615 Pit		
6	33.834	30.899	24.290 210.9	1:29.023	32	20:26.749	32.481	25.074 208.8	21:24.304		
7	33.452	31.091	24.262 210.5	1:28.805	33	35.226	32.129	25.301 205.3	1:32.656		
8	33.389	30.858	24.296 208.4	1:28.543	34	34.849	32.492	29.651	1:36.992 Pit		
9	33.361	30.773	24.387 208.4	1:28.521	35	7:55.966	32.377	25.126 206.8	8:53.469		
10	33.484	31.583	28.259	1:33.326 Pit	36	35.110	32.301	25.045 207.6	1:32.456		
11	16:08.844	31.959	25.911 210.5	17:06.714	37	35.371	32.895	25.149 207.2	1:33.415		
12	33.588	31.139	24.407 208.8	1:29.134	38	53.501	1:09.545	34.922	2:37.968 Pit		
13	33.548	31.138	24.783 206.8	1:29.469	39	22:27.759	37.132	25.808 204.9	23:30.699		
14	37.930	31.359	29.132	1:38.421 Pit	40	36.369	33.267	25.567 205.7	1:35.203		
15	12:04.570	31.835	24.966	13:01.371	41	4:44.678	37.651	35.210	5:57.539 Pit		
16	34.144	31.256	30.815	1:36.215 Pit	42	5:47.658	34.959	27.202 204.5	6:49.819		
17	10:09.595	31.383	24.645 208.0	11:05.623	43	35.923	35.226	24.834 208.4	1:35.983		
18	33.700	31.385	24.549 208.8	1:29.634	44	33.542	31.150	24.495 208.8	1:29.187		
19	33.813	31.414	24.636 206.1	1:29.863	45	33.350	31.120	24.398 208.8	1:28.868		
20	34.249	31.462	24.599 207.6	1:30.310	46	33.369	31.052	24.383 209.3	1:28.804		
21	33.763	31.607	24.732 204.9	1:30.102	47	33.355	31.135	24.418 209.3	1:28.908		
22	33.831	31.729	24.652 206.8	1:30.212	48	33.424	31.405	30.890	1:35.719 Pit		
23	34.086	31.794	30.106	1:35.986 Pit	49	21:02.744	41.894	46.136	22:30.774 Pit		
24	9:31.004	31.823	25.055 205.7	10:27.882	50	1:06.356	33.799	37.040	2:17.195 Pit		
25	34.351	32.317	24.755 208.4	1:31.423							
26	34.026	31.773	24.741 208.4	1:30.540							



Circuit Length - 4.005 kilometres  
Circuit Ricardo Tormo  
Valencia

Weather/Track: Sun/Dry

Printed at 13:05, Wednesday, 16 May, 2007

© MST Systems Ltd, 2005 (www.mstworld.com)

Page 12

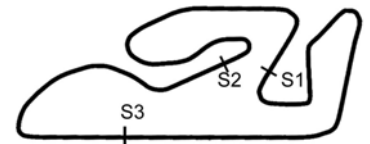
# International Formula Master

## Testing Wednesday AM - Sector Analysis Report

Lap S1 Time S1 Spd S2 Time S2 Spd S3 Time S3 Spd Lap Time Pit Lap S1 Time S1 Spd S2 Time S2 Spd S3 Time S3 Spd Lap Time Pit

25 D'AMBROSIO				BEL Cram Competition					
1	25:50.606	36.750	28.823 190.1	26:56.179	27	34.525	31.466	24.682 209.3	1:30.673
2	41.463	39.176	33.893	1:54.532 Pit	28	33.894	31.389	28.534	1:33.817 Pit
3	2:24.421	32.128	26.169 203.7	3:22.718	29	33:35.088	32.228	25.124 207.2	34:32.440
4	35.886	32.210	26.311 204.9	1:34.407	30	34.291	31.322	24.833 208.0	1:30.446
5	37.614	33.054	26.530 208.8	1:37.198	31	35.066	32.384	24.950 208.4	1:32.400
6	33.559	30.981	24.674 210.5	1:29.214	32	33.844	31.750	24.971 210.9	1:30.565
7	33.989	31.684	30.308	1:35.981 Pit	33	33.770	31.678	27.115	1:32.563 Pit
8	22:46.529	34.210	28.005 206.8	23:48.744	34	10:47.739	32.097	25.393 205.7	11:45.229
9	36.171	32.591	25.369 206.5	1:34.131	35	34.106	31.470	24.847 208.4	1:30.423
10	34.109	31.442	24.992 206.5	1:30.543	36	33.835	31.574	24.639 206.8	1:30.048
11	35.545	32.520	24.805 206.5	1:32.870	37	33.857	31.549	24.808 208.0	1:30.214
12	33.379	31.355	24.491 205.7	1:29.225	38	34.477	31.908	27.917	1:34.302 Pit
13	33.330	31.037	24.384 208.4	1:28.751	39	18:33.666	32.707	25.446 206.8	19:31.819
14	33.574	31.370	27.409	1:32.353 Pit	40	33.899	31.231	24.460 206.5	1:29.590
15	8:38.033	31.468	24.725 206.1	9:34.226	41	33.324	31.235	24.620 207.2	1:29.179
16	33.574	31.269	24.620 206.8	1:29.463	42	33.349	31.127	24.541 208.8	1:29.017
17	33.519	31.625	24.511 207.6	1:29.655	43	33.508	40.484	25.295 210.1	1:39.287
18	33.466	31.488	26.830	1:31.784 Pit	44	34.055	35.009	24.925 209.7	1:33.989
19	21:52.195	31.646	24.918 205.7	22:48.759	45	33.584	31.395	27.046	1:32.025 Pit
20	33.868	31.194	24.590 206.8	1:29.652	46	15:51.819	32.207	32.511 206.1	16:56.537
21	33.665	31.312	24.683 208.0	1:29.660	47	33.895	31.195	24.539 210.5	1:29.629
22	33.520	31.345	24.716 209.7	1:29.581	48	33.354	31.902	25.546 210.9	1:30.802
23	33.912	31.551	29.483	1:34.946 Pit	49	33.657	31.382	24.694 215.5	1:29.733
24	14:47.673	31.703	24.789 210.1	15:44.165	50	35.166	31.568	32.758	1:39.492 Pit
25	33.821	31.280	24.721 208.4	1:29.822					
26	33.790	31.525	24.722 206.8	1:30.037					

26 AVILA				MAC Cram Competition					
1	27:27.676	35.201	26.204 204.9	28:29.081	14	46:42.515	32.539	25.121 206.1	47:40.175
2	36.069	32.245	25.198 206.5	1:33.512	15	34.666	32.182	24.853 206.5	1:31.701
3	36.018	32.648	25.315 208.4	1:33.981	16	34.445	31.554	29.684	1:35.683 Pit
4	34.089	31.158	24.770 213.4	1:30.017	17	48:28.440	32.683	25.408 209.3	49:26.531
5	33.356	31.404	24.549 211.3	1:29.309	18	34.918	31.664	24.709 208.4	1:31.291
6	33.479	31.167	24.570	1:29.216	19	34.112	31.458	24.538 209.7	1:30.108
7	33.619	31.320	29.644	1:34.583 Pit	20	34.937	31.368	24.579 210.9	1:30.884
8	23:04.876	32.893	25.395 205.7	24:03.164	21	34.293	31.915	30.572	1:36.780 Pit
9	35.998	32.377	25.117 208.8	1:33.492	22	51:05.448	38.911	47.796	52:32.155 Pit
10	35.431	32.102	24.843 207.2	1:32.376	23	14:03.740	34.196	39.702	15:17.638 Pit
11	33.801	31.426	24.450 208.4	1:29.677	24	1:04.002	31.990	25.124 210.5	2:01.116
12	34.763	31.241	24.507 208.4	1:30.511	25	34.577	32.234	45.240	1:52.051 Pit
13	36.148	36.803	34.193	1:47.144 Pit					



Circuit Length - 4.005 kilometres  
Circuit Ricardo Tormo  
Valencia

Weather/Track: Sun/Dry

Printed at 13:05, Wednesday, 16 May, 2007

© MST Systems Ltd, 2005 (www.mstworld.com)

Page 13

# International Formula Master

## Testing Wednesday AM - Sector Analysis Report

Lap S1 Time S1 Spd S2 Time S2 Spd S3 Time S3 Spd Lap Time Pit Lap S1 Time S1 Spd S2 Time S2 Spd S3 Time S3 Spd Lap Time Pit

### 27 GRAVES

GBR

John Village

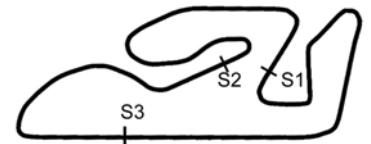
1	17:12.249	37.511	28.021	207.2	18:17.781	22	36.353	31.851	30.149	1:38.353	Pit	
2	38.600	34.457	26.079	209.3	1:39.136	23	88:34.520	35.750	26.154	209.7	89:36.424	
3	36.160	32.368	25.693	211.7	1:34.221	24	35.159	32.050	24.928	211.7	1:32.137	
4	34.723	31.991	25.355	211.3	1:32.069	25	34.456	31.774	25.069	210.9	1:31.299	
5	34.727	31.451	24.776	215.5	1:30.954	26	34.187	31.586	25.049	211.3	1:30.822	
6	34.208	31.854	25.041	211.7	1:31.103	27	34.117	31.605	24.937	215.1	1:30.659	
7	34.235	31.496	24.687	213.0	1:30.418	28	33.788	31.624	24.846	213.0	1:30.258	
8	34.026	31.363	24.931	212.1	1:30.320	29	34.639	35.919	25.399	211.3	1:35.957	
9	39.974	33.196	33.823		1:46.993	Pit	30	34.053	31.668	24.742	210.1	1:30.463
10	8:38.138	32.471	26.200	211.3	9:36.809	31	38.105	34.386	30.876		1:43.367	Pit
11	34.498	31.722	25.140	212.5	1:31.360	32	18:49.174	33.175	25.226	210.1	19:47.575	
12	33.902	31.431	24.531	213.4	1:29.864	33	34.597	31.676	25.153	210.1	1:31.426	
13	33.848	31.350	24.541	212.5	1:29.739	34	34.116	31.553	25.066	208.8	1:30.735	
14	33.738	31.133	24.768	212.5	1:29.639	35	34.049	35.521	25.479	209.7	1:35.049	
15	35.990	32.932	30.368		1:39.290	Pit	36	34.097	31.760	24.801	211.3	1:30.658
16	10:50.514	35.580	26.427	210.9	11:52.521	37	33.977	31.794	24.908	211.3	1:30.679	
17	35.381	31.995	25.074	212.1	1:32.450	38	34.300	31.995	24.981	210.9	1:31.276	
18	33.814	31.348	24.761	210.5	1:29.923	39	40.627	33.591	31.372		1:45.590	Pit
19	33.611	31.458	24.492	211.7	1:29.561	40	24:32.282	36.541	37.677		25:46.500	Pit
20	33.906	31.291	24.672	211.7	1:29.869	41	1:13.002	39.268	48.721		2:40.991	Pit
21	33.583	31.142	24.508	213.8	1:29.233							

### 28 BARNES

GBR

John Village

1	14:59.856	39.908	31.018	172.8	16:10.782	20	47:49.375	33.495	25.930	204.9	48:48.800	
2	39.490	37.412	34.443		1:51.345	Pit	21	34.968	31.672	25.023	206.8	1:31.663
3	14:49.434	34.098	26.070	205.3	15:49.602	22	34.146	31.760	24.910	208.4	1:30.816	
4	34.939	33.558	25.486	209.3	1:33.983	23	34.118	32.159	25.203	207.6	1:31.480	
5	34.218	31.984	24.914	210.1	1:31.116	24	34.187	32.077	24.969	207.6	1:31.233	
6	34.208	32.037	25.074	208.4	1:31.319	25	34.337	32.227	31.521		1:38.085	Pit
7	34.087	31.329	24.917	211.7	1:30.333	26	32:41.609	33.084	25.731	206.5	33:40.424	
8	36.507	35.563	32.857		1:44.927	Pit	27	35.257	32.492	25.123	208.8	1:32.872
9	69:25.854	33.489	25.908	205.7	70:25.251	28	34.269	31.831	24.922	209.3	1:31.022	
10	34.982	31.921	25.176	208.8	1:32.079	29	34.169	31.993	25.184	208.0	1:31.346	
11	34.228	31.399	24.662	208.0	1:30.289	30	35.112	36.302	33.829		1:45.243	Pit
12	35.408	31.997	29.228		1:36.633	Pit	31	9:59.151	33.491	26.350	207.6	10:58.992
13	6:00.315	34.271	25.753	207.2	7:00.339	32	34.814	32.102	25.154	208.8	1:32.070	
14	37.966	32.318	24.803	210.1	1:35.087	33	34.567	32.592	25.563	207.6	1:32.722	
15	34.126	31.093	24.620	209.7	1:29.839	34	34.559	32.115	25.057	208.4	1:31.731	
16	33.565	31.499	24.634	210.1	1:29.698	35	34.616	31.850	25.478	204.9	1:31.944	
17	33.858	31.126	25.040	203.7	1:30.024	36	36.178	32.564	36.972		1:45.714	Pit
18	34.277	31.628	24.880	208.4	1:30.785							
19	34.420	31.776	30.136		1:36.332	Pit						



Circuit Length - 4.005 kilometres  
Circuit Ricardo Tormo  
Valencia

Weather/Track: Sun/Dry

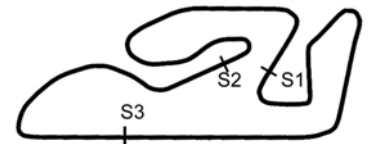
Printed at 13:05, Wednesday, 16 May, 2007

© MST Systems Ltd, 2005 (www.mstworld.com)

Page 14

# International Formula Master Testing Wednesday AM - Sector Analysis Report

Lap	S1 Time	S1 Spd	S2 Time	S2 Spd	S3 Time	S3 Spd	Lap Time	Pit	Lap	S1 Time	S1 Spd	S2 Time	S2 Spd	S3 Time	S3 Spd	Lap Time	Pit
<b>29 CECOTTO JR</b>									<b>VEN Ombra Racing</b>								
1	11:20.799		36.343		28.021	201.8	12:25.163		24	12:33.419		32.217		25.289	204.5	13:30.925	
2	37.936		33.322		25.702	205.7	1:36.960		25	34.125		32.486		24.848	205.7	1:31.459	
3	35.089		31.974		25.083	208.0	1:32.146		26	34.353		31.703		24.762	205.3	1:30.818	
4	34.225		31.892		25.128	206.5	1:31.245		27	33.948		31.704		25.492	207.6	1:31.144	
5	33.993		31.323		24.905	209.3	1:30.221		28	34.356		31.944		24.897	207.2	1:31.197	
6	33.974		31.390		24.734	206.1	1:30.098		29	34.360		32.202		32.578		1:39.140	Pit
7	33.805		31.611		24.907	207.6	1:30.323		30	28:15.633		33.329		25.374	204.1	29:14.336	
8	34.123		31.540		32.294		1:37.957	Pit	31	34.448		32.051		25.002	206.1	1:31.501	
9	13:39.558		35.814		25.767	206.8	14:41.139		32	34.523		31.767		25.205	206.5	1:31.495	
10	35.071		31.387		24.757	207.2	1:31.215		33	34.637		32.220		25.130	206.1	1:31.987	
11	33.881		36.157		24.612	208.4	1:34.650		34	34.342		31.930		24.925	206.8	1:31.197	
12	34.123		30.986		24.732	208.8	1:29.841		35	34.478		32.331		24.993	206.5	1:31.802	
13	33.515		31.051		24.403	210.9	1:28.969		36	34.532		32.338		25.236	205.7	1:32.106	
14	33.355		41.060		24.742	209.3	1:39.157		37	34.732		32.383		31.223		1:38.338	Pit
15	34.384		36.306		31.858		1:42.548	Pit	38	36:28.846		39.549		34.105	177.0	37:42.500	
16	68:27.379		33.235		25.435	203.7	69:26.049		39	40.670		34.349		26.880	187.8	1:41.899	
17	34.630		31.833		24.779	203.7	1:31.242		40	38.648		36.442		35.255		1:50.345	Pit
18	34.232		31.439		24.687	205.7	1:30.358		41	9:09.349		35.564		25.775	206.1	10:10.688	
19	33.894		31.324		24.534	206.1	1:29.752		42	35.069		33.533		26.385	204.5	1:34.987	
20	33.899		31.600		24.865	206.1	1:30.364		43	37.704		36.744		36.939		1:51.387	Pit
21	34.097		32.280		24.783	206.1	1:31.160		44	59.214		32.446		25.173	205.3	1:56.833	
22	34.303		31.716		24.720	207.2	1:30.739		45	34.664		32.126		38.248		1:45.038	Pit
23	33.926		31.682		31.398		1:37.006	Pit									



Circuit Length - 4.005 kilometres  
Circuit Ricardo Tormo  
Valencia

Weather/Track: Sun/Dry

Printed at 13:05, Wednesday, 16 May, 2007

© MST Systems Ltd, 2005 (www.mstworld.com)

Page 15

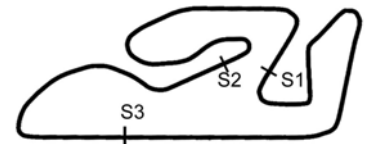
# International Formula Master

## Testing Wednesday AM - Sector Analysis Report

Lap S1 Time S1 Spd S2 Time S2 Spd S3 Time S3 Spd Lap Time Pit Lap S1 Time S1 Spd S2 Time S2 Spd S3 Time S3 Spd Lap Time Pit

30 MUERMANS					NED Ombra Racing					
1	13:10.144	38.037	29.167	204.9	14:17.348	24	34.383	31.808	33.517	1:39.708 Pit
2	37.666	33.817	26.358	203.7	1:37.841	25	16:14.741	32.212	25.209	206.1 17:12.162
3	36.501	31.959	28.351	202.2	1:36.811	26	34.292	31.663	24.792	207.2 1:30.747
4	34.660	31.941	24.940	208.0	1:31.541	27	34.122	31.817	24.953	207.2 1:30.892
5	34.556	31.441	24.997	208.4	1:30.994	28	34.223	31.789	25.793	208.4 1:31.805
6	34.599	31.529	24.916	208.8	1:31.044	29	34.572	32.525	32.094	1:39.191 Pit
7	34.725	32.990	25.716	206.8	1:33.431	30	15:50.490	31.873	25.013	206.1 16:47.376
8	35.052	32.019	30.610		1:37.681 Pit	31	35.491	32.347	26.086	205.3 1:33.924
9	11:44.985	34.095	26.152	207.2	12:45.232	32	35.096	32.718	25.647	206.8 1:33.461
10	34.530	31.527	25.123	208.4	1:31.180	33	35.598	32.166	25.445	206.1 1:33.209
11	33.934	31.451	24.924	208.4	1:30.309	34	34.587	32.578	25.212	206.1 1:32.377
12	34.592	31.400	25.103	209.7	1:31.095	35	34.613	32.181	30.198	1:36.992 Pit
13	33.962	31.365	25.028	208.4	1:30.355	36	41:57.137	33.133	26.045	204.9 42:56.315
14	33.677	31.330	24.779	206.8	1:29.786	37	36.269	32.240	26.541	205.3 1:35.050
15	33.701	31.418	24.903	210.9	1:30.022	38	35.525	32.399	25.176	206.8 1:33.100
16	34.204	31.398	34.088		1:39.690 Pit	39	39.902	35.499	31.825	1:47.226 Pit
17	63:04.759	33.299	25.927	204.5	64:03.985	40	10:10.783	32.265	25.382	206.8 11:08.430
18	34.887	33.081	25.084	205.7	1:33.052	41	35.172	32.147	25.339	207.2 1:32.658
19	34.413	31.536	25.065	205.7	1:31.014	42	35.238	32.685	25.597	208.4 1:33.520
20	34.450	31.603	24.994	206.5	1:31.047	43	35.202	32.330	25.408	208.0 1:32.940
21	34.191	31.926	31.336		1:37.453 Pit	44	35.165	32.271	38.405	1:45.841 Pit
22	10:45.256	31.767	25.164	206.8	11:42.187					
23	34.295	31.572	25.113	206.1	1:30.980					

31 PERSIANI					ITA Scuderia Fama					
1	13:47.967	36.191	26.954	205.3	14:51.112	19	41.199	34.550	28.623	161.9 1:44.372
2	37.917	32.461	28.762	212.1	1:39.140	20	39.245	33.542	26.446	200.0 1:39.233
3	34.233	31.260	24.661	211.3	1:30.154	21	36.373	33.606	26.017	197.8 1:35.996
4	33.462	30.916	24.627	212.1	1:29.005	22	38.692	31.898	26.907	208.0 1:37.497
5	33.268	31.060	24.365	211.3	1:28.693	23	33.989	31.557	24.928	206.8 1:30.474
6	33.203	30.959	24.429	211.7	1:28.591	24	34.197	31.670	24.965	208.0 1:30.832
7	33.522	31.245	29.976		1:34.743 Pit	25	34.916	31.856	30.338	1:37.110 Pit
8	6:16.518	37.280	27.935	207.6	7:21.733	26	5:38.505	31.941	25.074	209.7 6:35.520
9	38.391	31.812	25.098	210.9	1:35.301	27	34.130	31.773	25.088	209.3 1:30.991
10	33.155	30.456	24.250	212.1	1:27.861	28	34.032	31.709	25.065	210.5 1:30.806
11	32.877	30.671	24.164	212.1	1:27.712	29	34.174	31.711	24.931	211.3 1:30.816
12	32.890	30.594	24.212	212.1	1:27.696	30	34.726	32.430	28.954	1:36.110 Pit
13	33.056	30.819	33.890		1:37.765 Pit	31	11:09.756	32.986	25.557	209.3 12:08.299
14	7:26.604	31.333	25.636	210.9	8:23.573	32	34.428	31.864	25.134	210.1 1:31.426
15	33.495	31.040	24.612	210.9	1:29.147	33	34.536	32.010	25.079	210.5 1:31.625
16	33.334	31.206	24.667	209.7	1:29.207	34	34.440	34.194	25.390	212.5 1:34.024
17	33.331	31.017	30.546		1:34.894 Pit	35	34.884	32.666	32.160	1:39.710 Pit
18		37.352	27.982	197.8	99:99.999					



Circuit Length - 4.005 kilometres  
Circuit Ricardo Tormo  
Valencia

Weather/Track: Sun/Dry

Printed at 13:05, Wednesday, 16 May, 2007

© MST Systems Ltd, 2005 (www.mstworld.com)

Page 16

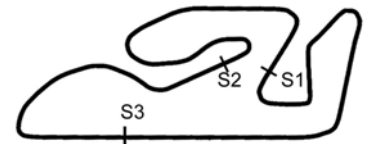
# International Formula Master

## Testing Wednesday AM - Sector Analysis Report

Lap S1 Time S1 Spd S2 Time S2 Spd S3 Time S3 Spd Lap Time Pit Lap S1 Time S1 Spd S2 Time S2 Spd S3 Time S3 Spd Lap Time Pit

32 TORRE					ITA Scuderia Fama					
1	37:28.492	37.471	36.200	38:42.163 Pit	22	34.256	31.629	24.853	206.8	1:30.738
2	2:56.948	34.264	34.523	4:05.735 Pit	23	34.618	31.742	24.881		1:31.241
3	1:39.177	32.067	25.401	2:36.645	24	34.265	31.799	24.778	208.8	1:30.842
4	34.460	31.342	25.081	1:30.883	25	34.276	31.764	29.205		1:35.245 Pit
5	33.974	31.180	24.973	212.5	26	6:52.394	32.279	25.430		7:50.103
6	34.450	31.518	30.402	1:36.370 Pit	27	34.863	31.890	25.130	208.0	1:31.883
7	5:46.332	32.709	25.594	208.4	28	34.443	31.705	30.323		1:36.471 Pit
8	34.658	31.475	24.841	1:30.974	29	6:57.495	32.588	25.332		7:55.415
9	34.175	31.043	24.663	1:29.881	30	34.569	31.663	29.269		1:35.501 Pit
10	33.946	31.169	24.533	209.7	31	8:52.570	32.814	25.279	208.4	9:50.663
11	33.977	31.417	24.609	1:30.003	32	34.274	31.239	24.668	208.0	1:30.181
12	33.937	31.436	24.939	209.3	33	33.838	31.004	24.571	207.2	1:29.413
13	34.121	31.686	29.869	1:35.676 Pit	34	34.156	31.202	24.679		1:30.037
14	18:06.282	35.695	25.599	208.4	35	34.043	31.503	24.775	209.7	1:30.321
15	34.588	31.428	25.347	208.4	36	33.877	31.609	24.673	208.0	1:30.159
16	34.024	31.041	24.691	1:29.756	37	34.020	31.673	24.731		1:30.424
17	33.935	31.493	24.663	207.2	38	34.765	32.640	30.509		1:37.914 Pit
18	34.240	31.543	24.837	208.4	39	85:18.943	33.592	25.512		86:18.047
19	34.387	32.212	30.229	1:36.828 Pit	40	34.943	32.975	25.161	208.0	1:33.079
20	13:52.167	31.799	25.139	207.6	41	36.158	33.208	30.894		1:40.260 Pit
21	34.215	31.536	24.903	206.1						

33 DE BRUIJN					NED ADM Motorsport						
1	20:09.302	34.416	26.327	204.5	21:10.045	15	33.769	31.545	24.694	206.5	1:30.008
2	35.497	32.026	25.162	205.3	1:32.685	16	33.772	31.749	24.785	207.6	1:30.306
3	34.315	31.610	24.841	208.8	1:30.766	17	34.053	31.846	24.738	207.6	1:30.637
4	33.565	31.378	24.676	206.8	1:29.619	18	34.183	31.613	27.592		1:33.388 Pit
5	33.536	31.437	24.679	212.1	1:29.652	19	5:30.535	37.624	25.692	204.5	6:33.851
6	34.100	31.460	28.297	1:33.857 Pit	20	33.898	31.250	24.472	206.5	1:29.620	
7	56:43.291	33.088	25.322	205.7	57:41.701	21	33.462	30.973	24.546	205.7	1:28.981
8	34.258	31.594	25.055	206.1	1:30.907	22	33.519	31.258	27.387		1:32.164 Pit
9	33.617	31.234	24.689	206.8	1:29.540	23	5:08.951	33.240	25.477	205.7	6:07.668
10	33.417	31.340	24.660	208.0	1:29.417	24	34.072	31.476	24.548	206.1	1:30.096
11	33.506	31.627	24.625	208.0	1:29.758	25	33.472	31.159	24.692	206.5	1:29.323
12	34.274	31.748	27.139	1:33.161 Pit	26	33.447	31.350	24.571	206.1	1:29.368	
13	85:06.971	32.769	25.221	204.9	86:04.961	27	34.585	32.165	28.579		1:35.329 Pit
14	34.130	31.470	24.793	205.3	1:30.393						



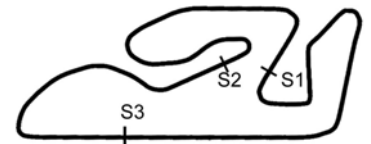
Circuit Length - 4.005 kilometres  
Circuit Ricardo Tormo  
Valencia

Weather/Track: Sun/Dry

# International Formula Master Testing Wednesday AM - Sector Analysis Report

Lap S1 Time S1 Spd S2 Time S2 Spd S3 Time S3 Spd Lap Time Pit Lap S1 Time S1 Spd S2 Time S2 Spd S3 Time S3 Spd Lap Time Pit

34 SCHRAML					GER					ADM Motorsport				
1	21:47.544	33.919	26.403	204.5	22:47.866	16		36.053	31.473	197.0	99:99.999			
2	35.484	31.962	25.921	203.7	1:33.367	17	38.639	32.535	25.487	202.2	1:36.661			
3	34.878	31.215	24.913	202.6	1:31.006	18	34.760	31.605	31.524		1:37.889 Pit			
4	34.316	31.265	24.840	205.3	1:30.421	19	6:31.587	33.046	25.539	206.5	7:30.172			
5	34.105	31.382	29.589		1:35.076 Pit	20	34.454	31.451	25.606	202.6	1:31.511			
6	11:14.360	32.481	25.254	204.9	12:12.095	21	34.398	31.582	25.150	203.7	1:31.130			
7	34.750	32.207	25.464	204.9	1:32.421	22	33.990	31.503	24.882	206.1	1:30.375			
8	34.008	31.392	25.375		1:30.775	23	34.402	31.841	25.250	205.7	1:31.493			
9	33.977	31.185	24.700	207.2	1:29.862	24	34.115	31.663	31.258		1:37.036 Pit			
10	33.779	32.037	24.922	209.3	1:30.738	25	23:40.055	32.436	25.546	205.7	24:38.037			
11	34.492	32.129	29.438		1:36.059 Pit	26	35.124	31.860	25.198	205.3	1:32.182			
12	7:34.545	31.906	25.230	204.5	8:31.681	27	34.525	31.772	25.275	206.5	1:31.572			
13	34.127	31.271	24.816	206.5	1:30.214	28	34.874	33.735	25.321	170.8	1:33.930			
14	33.965	31.279	24.807	205.3	1:30.051	29	49.655	40.033	38.362		2:08.050 Pit			
15	34.162	32.036	29.850		1:36.048 Pit									



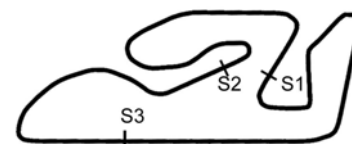
Circuit Length - 4.005 kilometres  
Circuit Ricardo Tormo  
Valencia

Weather/Track: Sun/Dry

## International Formula Master Testing Wednesday AM - Best Sector Times Report

POS	SECTOR 1			SECTOR 2			SECTOR 3			NO	NAME	IDEAL/BEST LAP COMPARISON			DIFF
	NO	TIME	LAP	NO	TIME	LAP	NO	TIME	LAP			IDEAL	BEST	LAP	
1	16	32.874	11	31	30.456	10	16	24.095	5	31	PERSIANI	1:27.497	1:27.696	12	+ 0.199
2	31	32.877	11	16	30.621	4	18	24.145	6	16	GOETZ	1:27.590	1:27.808	5	+ 0.218
3	12	33.065	10	4	30.724	11	2	24.146	21	12	SANCHEZ LO	1:28.036	1:28.233	10	+ 0.197
4	15	33.078	20	12	30.739	9	31	24.164	11	18	COSTA	1:28.073	1:28.270	5	+ 0.197
5	18	33.163	5	18	30.765	12	4	24.165	16	4	CAMPOS HU	1:28.129	1:28.162	16	+ 0.033
6	2	33.192	18	24	30.773	9	12	24.232	15	2	FREY	1:28.155	1:28.456	18	+ 0.301
7	3	33.232	13	8	30.782	3	24	24.262	7	24	LLOBEL	1:28.385	1:28.521	9	+ 0.136
8	4	33.240	16	2	30.817	18	15	24.331	29	15	GATTO	1:28.387	1:28.566	20	+ 0.179
9	9	33.243	19	14	30.826	11	8	24.355	4	8	ANDERSEN	1:28.433	1:28.817	12	+ 0.384
10	8	33.296	13	3	30.940	12	25	24.384	13	14	TERRANOVA	1:28.609	1:28.938	12	+ 0.329
11	7	33.300	9	33	30.973	21	29	24.403	13	25	D'AMBROSI	1:28.689	1:28.751	13	+ 0.062
12	25	33.324	41	15	30.978	27	7	24.428	9	3	ANNALA	1:28.691	1:28.795	12	+ 0.104
13	14	33.340	12	25	30.981	6	9	24.429	24	29	CECOTTO JR	1:28.744	1:28.969	13	+ 0.225
14	24	33.350	45	29	30.986	12	14	24.443	19	9	PUGLISI	1:28.823	1:29.150	19	+ 0.327
15	29	33.355	14	6	30.989	28	26	24.450	11	6	CANTELLI J	1:28.848	1:29.039	28	+ 0.191
16	26	33.356	5	32	31.004	33	19	24.452	26	7	VAN DER DR	1:28.849	1:28.849	9	+ 0.000
17	19	33.367	28	21	31.067	18	33	24.472	20	33	DE BRUIJN	1:28.862	1:28.981	21	+ 0.119
18	6	33.379	14	20	31.077	6	6	24.480	28	19	RAGUES	1:28.939	1:27.892	14	+ 1.047
19	33	33.417	10	28	31.093	15	27	24.492	19	26	AVILA	1:28.964	1:29.216	6	+ 0.252
20	20	33.475	6	19	31.120	25	3	24.519	18	20	CAMPOS JR	1:29.088	1:29.088	6	+ 0.000
21	28	33.565	16	7	31.121	9	32	24.533	10	27	GRAVES	1:29.208	1:29.233	21	+ 0.025
22	11	33.569	9	27	31.133	14	20	24.536	6	21	PROVENZAN	1:29.272	1:29.309	18	+ 0.037
23	27	33.583	21	9	31.151	17	21	24.559	24	28	BARNES	1:29.278	1:29.698	16	+ 0.420
24	21	33.646	18	26	31.158	4	28	24.620	15	11	BELLUARDO	1:29.362	1:29.674	5	+ 0.312
25	30	33.677	14	11	31.169	5	11	24.624	14	32	TORRE	1:29.375	1:29.413	33	+ 0.038
26	34	33.779	10	34	31.185	9	34	24.700	9	34	SCHRAML	1:29.664	1:29.862	9	+ 0.198
27	10	33.808	31	30	31.330	14	30	24.779	14	30	MUERMANS	1:29.786	1:29.786	14	+ 0.000
28	32	33.838	33	22	31.346	33	10	24.784	12	10	PAVONI	1:29.993	1:30.246	11	+ 0.253
29	22	33.966	41	10	31.401	30	22	24.882	33	22	CALIENDO	1:30.194	1:30.390	33	+ 0.196
30	5	34.659	25	5	31.752	29	5	25.065	17	5	MAULINI	1:31.476	1:31.814	29	+ 0.338

'Perfect Lap' - 1:27.425



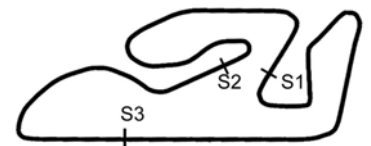
Circuit Length - 4.005 kilometres  
Circuit Ricardo Tormo  
Valencia

Weather/Track: Sun/Dry



# International Formula Master Testing Wednesday AM - Best Sector Speeds Report

SECTOR 1 POS NO SPEED TRAP AVAILABLE		SECTOR 2 NO SPEED TRAP AVAILABLE		SECTOR 3	
NO	NAME	SPEED	LAP	NO	NAME
	4 CAMPOS HUL	217.3	15		
	18 COSTA	215.5	11		
	25 D'AMBROSIO	215.5	49		
	27 GRAVES	215.5	5		
	2 FREY	213.4	18		
	16 GOETZ	213.4	23		
	26 AVILA	213.4	4		
	10 PAVONI	213.0	31		
	3 ANNALA	212.5	11		
	9 PUGLISI	212.5	11		
	31 PERSIANI	212.5	34		
	32 TORRE	212.5	5		
	33 DE BRUIJN	212.1	5		
	21 PROVENZANO	211.7	25		
	28 BARNES	211.7	7		
	5 MAULINI	211.3	24		
	11 BELLUARDO	211.3	16		
	24 LLOBEL	210.9	6		
	29 CECOTTO JR	210.9	13		
	30 MUERMANS	210.9	15		
	6 CANTELLI JR	210.5	36		
	14 TERRANOVA	210.5	10		
	15 GATTO	209.7	28		
	19 RAGUES	209.7	27		
	20 CAMPOS JR	209.3	6		
	34 SCHRAML	209.3	10		
	7 VAN DER DRI	208.8	16		
	12 SANCHEZ LOP	208.8	12		
	8 ANDERSEN	208.4	4		
	22 CALIENDO	208.0	43		



Circuit Length - 4.005 kilometres  
Circuit Ricardo Tormo  
Valencia

Weather/Track: Sun/Dry

## International Formula Master TESTING SESSION - WEDNESDAY PM

POS	NO	CL	DRIVER	NAT	TEAM	TIME	LAPS	GAP	KPH
1	16		Maximilian GOETZ	GER	ISR	1:27.998	16		163.84
2	25		Jerome D'AMBROSIO	BEL	Cram Competition	1:28.543	20	0.545	162.83
3	15		Salvatore GATTO	ITA	Alan Racing	1:28.547	37	0.549	162.82
4	18		Alberto COSTA	ITA	Euronova Racing	1:28.580	28	0.582	162.76
5	2		Rahel FREY	SUI	Jenzer Motorsport	1:28.769	41	0.771	162.42
6	24		Arturo LLOBEL	ESP	Cram Competition	1:28.807	29	0.809	162.35
7	8		Kasper ANDERSEN	DEN	J.D. Motorsport	1:28.949	26	0.951	162.09
8	33		Nick DE BRUIJN	NED	ADM Motorsport	1:29.041	12	1.043	161.92
9	12		Pablo SANCHEZ LOPEZ	MEX	Alan Racing	1:29.047	21	1.049	161.91
10	7		Chris VAN DER DRIFT	NZL	J.D. Motorsport	1:29.172	15	1.174	161.68
11	20		Adrian CAMPOS JR	ESP	Euronova Racing	1:29.267	24	1.269	161.51
12	14		Giuseppe TERRANOVA	ITA	Alan Racing	1:29.336	16	1.338	161.39
13	6		Claudio CANTELLI JR	BRA	J.D. Motorsport	1:29.365	30	1.367	161.33
14	4		Oliver CAMPOS HULL	ESP	Iris Project	1:29.458	28	1.460	161.17
15	9		Marcello PUGLISI	ITA	Promotorsport	1:29.474	23	1.476	161.14
16	26		Rodolfo AVILA	MAC	Cram Competition	1:29.642	16	1.644	160.84
17	28		Jon BARNES	GBR	Team JVA	1:29.653	33	1.655	160.82
18	32		Massimo TORRE	ITA	Scuderia Fama	1:29.688	39	1.690	160.75
19	19		Pierre RAGUES	FRA	Euronova Racing	1:29.705	9	1.707	160.72
20	31		Luca PERSIANI	ITA	Scuderia Fama	1:29.786	26	1.788	160.58
21	29		Johnny CECOTTO JR	VEN	Ombra Racing	1:29.942	37	1.944	160.30
22	3		Juho ANNALA	FIN	Jenzer Motorsport	1:29.988	25	1.990	160.22
23	21		Frankie PROVENZANO	ITA	ADM Motorsport	1:30.282	29	2.284	159.70
24	34		Dominik SCHRAML	GER	ADM Motorsport	1:30.316	20	2.318	159.63
25	30		Dominick MUERMANS	NED	Ombra Racing	1:30.473	42	2.475	159.36
26	11		Ignazio BELLUARDO	ITA	Promotorsport	1:30.568	23	2.570	159.19
27	10		Mattia PAVONI	ITA	Promotorsport	1:30.697	11	2.699	158.96
28	5		Nicolas MAULINI	SUI	Iris Project	1:30.803	23	2.805	158.78
29	27		Tor GRAVES	GBR	Team JVA	1:30.943	36	2.945	158.53
30	22		Michele CALIENDO	ITA	ADM Motorsport	1:31.268	10	3.270	157.97
31	23		Sami ISOHELLA	FIN	Team Soderman	1:32.466	24	4.468	155.92

Weather/Track: Sun/Dry

Valencia  
Circuit Length = 4.0050 km.  
Start: 14:00 End: 17:00

Race Director:	Steward:	Timekeeper:
----------------	----------	-------------

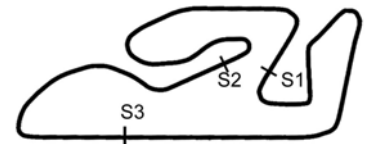
# International Formula Master

## Testing Wednesday PM - Sector Analysis Report

Lap S1 Time S1 Spd S2 Time S2 Spd S3 Time S3 Spd Lap Time Pit Lap S1 Time S1 Spd S2 Time S2 Spd S3 Time S3 Spd Lap Time Pit

2 FREY				SUI Jenzer Motorsport					
1	28:49.639	37.917	28.296 198.1	29:55.852	22	34.997	32.081	25.244 205.7	1:32.322
2	43.139	38.429	33.705	1:55.273 Pit	23	34.508	31.491	25.026 206.8	1:31.025
3	9:26.684	32.268	25.324 204.1	10:24.276	24	34.341	31.705	24.901 206.8	1:30.947
4	34.272	31.359	25.004 206.1	1:30.635	25		1:07.254	206.8	1:32.419
5	34.223	31.439	24.904 204.5	1:30.566	26	34.499	31.562	24.760 208.0	1:30.821
6	34.311	31.461	25.002 208.8	1:30.774	27	34.464	31.776	29.047	1:35.287 Pit
7	34.181	31.462	24.822 205.3	1:30.465	28	20:00.957	32.674	25.356 205.7	20:58.987
8	34.416	31.612	24.893 204.1	1:30.921	29	34.272	31.203	24.837 205.3	1:30.312
9	34.343	31.847	29.757	1:35.947 Pit	30	33.814	30.974	24.631 206.5	1:29.419
10	12:01.498	31.997	25.160 203.7	12:58.655	31	33.673	31.158	28.696	1:33.527 Pit
11	34.482	31.387	24.781 207.6	1:30.650	32	9:27.640	32.107	24.908 206.1	10:24.655
12	33.951	31.334	24.781 206.1	1:30.066	33	34.026	30.827	24.581 205.3	1:29.434
13	34.064	31.511	24.704 205.7	1:30.279	34	<b>33.531</b>	<b>30.704</b>	24.534 207.2	<b>1:28.769</b>
14	34.202	31.966	30.326	1:36.494 Pit	35	33.698	31.056	24.645 208.0	1:29.399
15	26:40.190	32.412	25.222 203.3	27:37.824	36	33.532	31.062	<b>24.512</b> 208.4	1:29.106
16	34.552	31.768	25.186 206.1	1:31.506	37	33.647	31.831	29.659	1:35.137 Pit
17	34.437	31.511	24.920 206.1	1:30.868	38	9:01.575	38.996	25.047 207.2	10:05.618
18	34.346	31.587	24.896 206.1	1:30.829	39	33.723	31.036	24.611 <b>210.1</b>	1:29.370
19	34.237	31.713	24.978 205.3	1:30.928	40	36.351	36.526	24.825 208.0	1:37.702
20	34.655	31.972	28.939	1:35.566 Pit	41	33.650	30.958	24.593 208.4	1:29.201
21	16:30.098	35.190	25.157 205.7	17:30.445					

3 ANNALA				FIN Jenzer Motorsport					
1	54:52.204	35.618	27.869 202.6	55:55.691	14	34.128	32.152	25.299 205.7	1:31.579
2	38.303	34.034	26.277 203.7	1:38.614	15	34.672	31.950	31.330	1:37.952 Pit
3	35.415	32.861	25.446 207.2	1:33.722	16	44:04.460	34.727	25.659 206.1	45:04.846
4	35.411	37.882	38.996	1:52.289 Pit	17	35.237	<b>32.055</b>	25.101 206.5	<b>1:32.393</b>
5	36:56.931	36.282	27.404 199.2	38:00.617	18	33.896	<b>31.267</b>	24.825 207.2	<b>1:29.988</b>
6	37.675	33.772	26.180 202.6	1:37.627	19		1:05.514	207.6	1:30.406
7	35.780	32.923	25.554 204.5	1:34.257	20	33.919	31.438	24.775 207.2	1:30.132
8	35.493	35.938	34.859	1:46.290 Pit	21	33.967	34.107	35.712	1:43.786 Pit
9	13:50.503	33.779	25.867 204.1	14:50.149	22	4:21.688	33.194	25.238 207.6	5:20.120
10	34.874	31.957	25.031 206.5	1:31.862	23	33.925	31.477	<b>24.616</b> <b>208.4</b>	1:30.018
11	34.365	31.915	24.986 206.1	1:31.266	24	<b>33.793</b>	31.316	25.106 204.9	1:30.215
12	34.200	32.032	25.025 206.8	1:31.257	25	33.882	31.457	24.923 207.2	1:30.262
13	34.536	31.914	25.270 207.6	1:31.720					



Circuit Length - 4.005 kilometres  
Circuit Ricardo Tormo  
Valencia

Weather/Track: Sun/Dry

Printed at 17:04, Wednesday, 16 May, 2007  
© MST Systems Ltd, 2005 (www.mstworld.com)

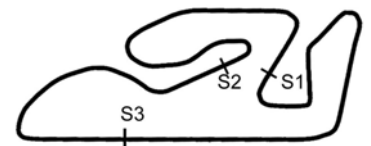
# International Formula Master

## Testing Wednesday PM - Sector Analysis Report

Lap S1 Time S1 Spd S2 Time S2 Spd S3 Time S3 Spd Lap Time Pit Lap S1 Time S1 Spd S2 Time S2 Spd S3 Time S3 Spd Lap Time Pit

4 CAMPOS HULL				ESP	Iris Project						
1		35.766		29.064	99:99.999	16	15:20.487	33.871	26.103	207.2	16:20.461
2	37.037	33.331		26.928 206.1	1:37.296	17	34.946	31.728	24.691	205.3	1:31.365
3	35.850	32.921		25.469 206.1	1:34.240	18	33.780	31.274	24.565	206.1	1:29.619
4	36.932	32.758		25.959 203.3	1:35.649	19	33.834	31.261	24.449	208.4	1:29.544
5	36.869	32.797		37.173	1:46.839 Pit	20	33.751	31.086	24.663	207.6	1:29.500
6	9:21.908	35.691		26.684 206.1	10:24.283	21	33.588	31.720	24.811	205.3	1:30.119
7	35.162	32.161		24.973 207.2	1:32.296	22	34.499	31.324	24.799	210.5	1:30.622
8	34.053	31.237		24.832 207.6	1:30.122	23	33.686	31.504	24.833	208.8	1:30.023
9	33.703	31.203		24.646 209.7	1:29.552	24	35.405	33.009	40.063		1:48.477 Pit
10	33.763	31.182		24.865 206.1	1:29.810	25	7:01.205	32.974	25.576	208.4	7:59.755
11	33.602	31.417		24.537 208.0	1:29.556	26	34.367	31.455	24.730	211.3	1:30.552
12	33.870	36.133		25.843 209.3	1:35.846	27	33.994	34.697	24.953	208.0	1:33.644
13	33.936	31.426		24.550 209.3	1:29.912	28	33.709	31.088	24.661	207.2	1:29.458
14	33.836	31.304		24.552 207.2	1:29.692						
15	34.237	31.417		38.447	1:44.101 Pit						

5 MAULINI				SUI	Iris Project						
1	91:20.268	37.570		31.900 191.4	92:29.738	13	34.672	31.666	25.003	204.9	1:31.341
2	39.359	35.498		30.272 198.5	1:45.129	14	34.629	31.648	25.045	206.8	1:31.322
3	38.121	33.624		26.377 204.5	1:38.122	15	34.373	31.724	24.961	208.4	1:31.058
4	36.958	33.354		26.307 204.5	1:36.619	16	34.700	31.836	24.958	207.2	1:31.494
5	37.368	33.797		26.208 205.7	1:37.373	17	34.438	31.563	33.479		1:39.480 Pit
6	36.836	33.533		37.015	1:47.384 Pit	18	31:38.740	34.112	36.416		32:49.268 Pit
7	25:46.330	33.545		26.008 204.1	26:45.883	19	2:44.729	32.189	25.624	206.1	3:42.542
8	36.300	33.336		25.949 204.1	1:35.585	20	34.482	31.752	25.012	208.4	1:31.246
9	36.202	33.350		25.737 203.7	1:35.289	21	34.194	31.660	25.454	207.2	1:31.308
10	36.019	33.205		37.725	1:46.949 Pit	22	34.321	31.737	25.066	206.5	1:31.124
11	5:55.421	33.523		25.911 206.5	6:54.855	23	34.119	31.734	24.950	207.2	1:30.803
12	36.332	31.982		25.689 206.1	1:34.003						



Circuit Length - 4.005 kilometres  
Circuit Ricardo Tormo  
Valencia

Weather/Track: Sun/Dry

Printed at 17:04, Wednesday, 16 May, 2007  
© MST Systems Ltd, 2005 (www.mstworld.com)

# International Formula Master

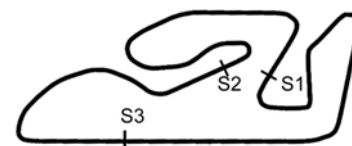
## Testing Wednesday PM - Sector Analysis Report

Lap S1 Time S1 Spd S2 Time S2 Spd S3 Time S3 Spd Lap Time Pit Lap S1 Time S1 Spd S2 Time S2 Spd S3 Time S3 Spd Lap Time Pit

6 CANTELLI JR				BRA	J.D. Motorsport				
1	68:14.577	35.229	25.390	69:15.196	17	7:15.069	33.804	25.251	8:14.124
2	34.394	31.563	24.966 206.1	1:30.923	18	34.850	32.135	25.038 204.1	1:32.023
3	34.121	32.614	25.087	1:31.822	19	34.613	31.780	25.071	1:31.464
4	34.212	31.869	24.865 206.1	1:30.946	20	35.000	32.434	25.204	1:32.638
5	34.097	31.715	25.212	1:31.024	21	34.848	32.413	29.763	1:37.024 Pit
6	34.673	32.068	29.419	1:36.160 Pit	22	46:18.673	33.284	25.698 205.7	47:17.655
7	3:31.153	32.413	25.382	4:28.948	23	34.507	31.842	25.135 206.1	1:31.484
8	34.685	32.147	25.037	1:31.869	24	35.072	33.261	25.488 205.7	1:33.821
9	34.331	31.741	24.782 207.2	1:30.854	25	34.597	31.976	25.058 206.8	1:31.631
10		1:07.602		1:36.292 Pit	26	35.423	33.451	30.703	1:39.577 Pit
11	17:11.752	34.374	25.391 203.3	18:11.517	27	5:25.722	35.278	25.167 206.1	6:26.167
12	34.520	31.714	24.905	1:31.139	28	34.476	31.451	24.749 208.8	1:30.676
13	34.333	32.135	25.115	1:31.583	29	33.798	31.021	24.546 206.5	1:29.365
14	34.145	31.978	24.887 207.2	1:31.010	30	33.745	31.263	25.123	1:30.131
15	33.991	31.783	24.934	1:30.708					
16	37.271	33.353	32.403	1:43.027 Pit					

7 VAN DER DRIFT				NZL	J.D. Motorsport				
1		33.166	25.479	99:99.999	9	34.116	31.585	24.997 206.8	1:30.698
2	34.636	33.519	36.145	1:44.300 Pit	10	34.335	32.132	25.065 205.7	1:31.532
3	7:41.810	32.405	25.334	8:39.549	11	34.510	32.295	30.295	1:37.100 Pit
4	34.605	32.009	25.013 204.5	1:31.627	12	6:47.453	34.200	25.503 206.1	7:47.156
5	34.502	32.865	25.339 205.3	1:32.706	13	33.951	31.224	24.742 205.7	1:29.917
6	34.358	32.098	25.228 206.1	1:31.684	14	33.500	31.223	24.449	1:29.172
7	35.098	32.828	30.687	1:38.613 Pit	15	39.293	32.055	24.997 206.8	1:36.345
8	45:25.486	34.057	25.383 205.7	46:24.926					

8 ANDERSEN				DEN	J.D. Motorsport				
1	55:09.676	32.730	25.886 203.7	56:08.292	15	34.760	31.923	28.256	1:34.939 Pit
2	34.829	31.892	25.120	1:31.841	16	14:45.181	36.961	26.066 202.2	15:48.208
3	34.436	31.985	25.067 204.1	1:31.488	17	34.064	31.477	24.639 202.2	1:30.180
4	34.561	32.196	24.889	1:31.646	18	33.545	30.909	24.495 208.4	1:28.949
5	34.429	32.082	24.851	1:31.362	19	33.606	31.105	24.416	1:29.127
6	34.560	32.295	24.940	1:31.795	20	33.510	31.089	24.356	1:28.955
7	34.842	32.255	28.512	1:35.609 Pit	21	33.762	31.593	24.550 203.7	1:29.905
8	7:51.988	32.252	25.041	8:49.281	22	34.092	32.026	29.902	1:36.020 Pit
9	34.567	31.915	24.762	1:31.244	23	15:35.984	31.712	24.877 201.8	16:32.573
10	34.564	31.828	33.577	1:39.969 Pit	24	33.809	31.085	24.335 206.8	1:29.229
11	60:25.351	33.550	25.447 204.1	61:24.348	25	34.623	31.272	24.693 206.1	1:30.588
12	34.714	31.832	25.556	1:32.102	26	33.565	31.935	24.999 204.1	1:30.499
13	34.577	38.328	25.155	1:38.060					
14	34.488	31.932	24.909 203.7	1:31.329					



Weather/Track: Sun/Dry

Circuit Length - 4.005 kilometres  
Circuit Ricardo Tormo  
Valencia

Printed at 17:04, Wednesday, 16 May, 2007

© MST Systems Ltd, 2005 (www.mstworld.com)

Page 3

# International Formula Master Testing Wednesday PM - Sector Analysis Report

Lap S1 Time S1 Spd S2 Time S2 Spd S3 Time S3 Spd Lap Time Pit Lap S1 Time S1 Spd S2 Time S2 Spd S3 Time S3 Spd Lap Time Pit

## 9 PUGLISI

## ITA

## Promotorsport

1		35.824	34.450	99:99.999	Pit	13	34.027	31.631	24.695	207.6	1:30.353	
2	5:10.892	34.064	27.306	204.1	6:12.262	14	59.769	33.834	29.039		2:02.642	Pit
3	36.447	32.828	34.576		1:43.851	Pit	15	10:09.536	32.247	25.268	204.9	11:07.051
4	1:35.786	32.036	25.436	205.7	2:33.258	16	35.126	32.649	33.286		1:41.061	Pit
5	34.367	31.603	25.273	204.9	1:31.243	17	6:08.700	31.977	25.401	206.5	7:06.078	
6	34.349	31.827	25.127	206.8	1:31.303	18	34.254	31.866	25.250	206.1	1:31.370	
7	34.090	31.809	25.043	206.5	1:30.942	19	34.236	32.158	30.650		1:37.044	Pit
8	34.029	32.201	31.474		1:37.704	Pit	20	15:26.920	36.335	25.757	206.5	16:29.012
9	8:24.647	32.349	25.594	206.1	9:22.590	21	34.264	31.599	24.652	207.6	1:30.515	
10	34.005	31.802	24.912	207.6	1:30.719	22	33.595	31.142	24.737	209.3	1:29.474	
11	33.901	31.884	24.803	206.5	1:30.588	23	33.778	31.340	24.692	209.3	1:29.810	
12	33.967	31.803	24.818	206.8	1:30.588							

## 10 PAVONI

## ITA

## Promotorsport

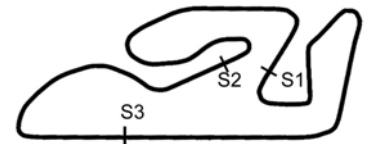
1	88:21.591	33.957	26.390	204.5	89:21.938	7	40.319	42.611	38.744		2:01.674	Pit
2	35.382	32.251	25.623	204.1	1:33.256	8	75:32.043	33.632	28.958	189.8	76:34.633	
3	35.130	32.394	25.347	205.3	1:32.871	9	35.481	32.149	25.346	208.0	1:32.976	
4	35.143	31.964	25.679	206.5	1:32.786	10	35.275	31.860	24.997	207.6	1:32.132	
5	34.911	43.041	38.293		1:56.245	Pit	11	34.118	31.526	25.053	206.1	1:30.697
6	10:13.526	32.799	27.120	203.0	11:13.445							

## 11 BELLUARDO

## ITA

## Promotorsport

1	74:10.353	43.739	32.546	204.9	75:26.638	13	35.134	32.167	25.907	201.4	1:33.208	
2	35.257	32.287	25.114	206.1	1:32.658	14	34.858	32.192	25.172	206.5	1:32.222	
3	34.675	31.954	25.466	206.8	1:32.095	15	34.762	31.943	28.425		1:35.130	Pit
4	34.723	32.175	24.942	209.3	1:31.840	16	3:38.052	45.260	27.452	206.5	4:50.764	
5	34.743	32.341	25.369	207.2	1:32.453	17	34.514	31.648	24.818	207.2	1:30.980	
6	34.473	32.182	29.186		1:35.841	Pit	18	33.798	31.616	25.154	208.8	1:30.568
7	11:15.723	33.026	25.299	205.7	12:14.048	19	33.978	32.020	30.300		1:36.298	Pit
8	34.837	32.005	25.417	205.3	1:32.259	20	3:56.299	33.869	29.729	203.7	4:59.897	
9	36.094	32.885	25.507	203.7	1:34.486	21	34.321	31.679	27.944	208.0	1:33.944	
10	35.359	32.555	26.375	205.7	1:34.289	22	34.116	31.837	24.944	207.2	1:30.897	
11	35.023	32.249	30.055		1:37.327	Pit	23		1:05.983			
12	63:50.285	33.676	25.795	206.8	64:49.756							



Circuit Length - 4.005 kilometres  
Circuit Ricardo Tormo  
Valencia

Weather/Track: Sun/Dry

Printed at 17:04, Wednesday, 16 May, 2007

© MST Systems Ltd, 2005 (www.mstworld.com)

Page 4

# International Formula Master

## Testing Wednesday PM - Sector Analysis Report

Lap S1 Time S1 Spd S2 Time S2 Spd S3 Time S3 Spd Lap Time Pit Lap S1 Time S1 Spd S2 Time S2 Spd S3 Time S3 Spd Lap Time Pit

### 12 SANCHEZ LOPEZ

MEX

Alan Racing

1		35.302	26.655	200.3	99:99.999	12	33.584	31.938	24.553	207.2	1:30.075
2	35.161	32.162	25.401	203.7	1:32.724	13	33.654	31.053	24.481	207.2	1:29.188
3	34.691	32.064	25.063	204.9	1:31.818	14	33.476	31.090	24.481	207.2	1:29.047
4	34.553	32.250	25.001	206.1	1:31.804	15	36.463	38.817	26.230	206.5	1:41.510
5	34.656	32.163	25.090	204.1	1:31.909	16	33.828	31.623	24.822	205.7	1:30.273
6	35.498	36.770	27.369	204.5	1:39.637	17	33.721	31.455	29.428		1:34.604 Pit
7	34.962	32.402	25.390	207.2	1:32.754	18	7:27.644	36.914	25.001	205.7	8:29.559
8	34.980	32.738	29.832		1:37.550 Pit	19	34.819	35.022	24.912	206.5	1:34.753
9	28:48.207	35.151	25.686	204.9	29:49.044	20	33.742	31.237	24.711	206.5	1:29.690
10	34.170	31.297	24.483	205.7	1:29.950	21	33.988	31.363	24.713	206.1	1:30.064
11	33.753	31.131	24.560	206.1	1:29.444						

### 14 TERRANOVA

ITA

Alan Racing

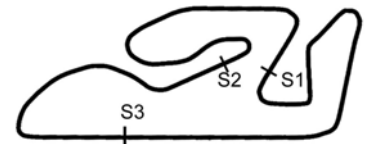
1		34.155	25.681	202.6	99:99.999	10	34.054	31.714	24.667	205.7	1:30.435
2	35.296	31.935	24.914	207.2	1:32.145	11	34.292	31.650	29.275		1:35.217 Pit
3	35.110	32.213	25.016	206.1	1:32.339	12	6:58.319	31.781	35.937		8:06.037 Pit
4	34.840	32.028	25.046	205.7	1:31.914	13	3:59.906	35.847	25.202	206.5	5:00.955
5	36.186	33.570	25.371	206.8	1:35.127	14	34.094	31.710	24.581	207.2	1:30.385
6	35.855	32.758	30.645		1:39.258 Pit	15	33.648	31.241	24.447	207.2	1:29.336
7	12:14.849	32.648	27.647	203.0	13:15.144	16	33.729	31.165	24.656	205.7	1:29.550
8	34.609	31.473	24.656	206.8	1:30.738						
9	33.449	31.888	24.739	205.7	1:30.076						

### 15 GATTO

ITA

Alan Racing

1	38:59.670	38.387	39.654		40:17.711 Pit	20	34.890	32.291	25.103	205.3	1:32.284
2	1:03.629	32.269	24.959	204.5	2:00.857	21	34.718	32.242	27.873	204.1	1:34.833
3	34.602	31.816	24.836	206.1	1:31.254	22	37.698	32.989	29.545		1:40.232 Pit
4	34.271	31.703	24.758	206.1	1:30.732	23	84:45.948	33.522	25.851	203.7	85:45.321
5	34.040	31.686	24.755	205.7	1:30.481	24	35.696	32.207	25.084	204.1	1:32.987
6	34.344	31.723	24.835	206.5	1:30.902	25	35.097	32.182	25.106	203.7	1:32.385
7	34.272	32.002	24.966	204.9	1:31.240	26	35.227	33.934	30.007		1:39.168 Pit
8	34.201	31.833	24.908	204.9	1:30.942	27	5:44.863	34.571	24.896	205.3	6:44.330
9	34.088	31.814	25.032	205.3	1:30.934	28	33.998	31.109	24.558	206.5	1:29.665
10	34.166	31.866	24.830	206.8	1:30.862	29	33.386	30.907	24.355	210.5	1:28.648
11	34.277	31.707	25.096	207.2	1:31.080	30	38.448	32.058	24.519	207.2	1:35.025
12	35.107	31.747	24.836	205.7	1:31.690	31	33.292	30.842	24.413	207.6	1:28.547
13	34.243	31.814	24.939	206.1	1:30.996	32	33.434	31.067	24.547	210.5	1:29.048
14	34.403	32.147	24.945	206.8	1:31.495	33	39.821	31.133	24.590	207.6	1:35.544
15	34.352	32.081	24.902	206.8	1:31.335	34	35.352	36.697	28.970		1:41.019 Pit
16	34.561	31.982	24.936	206.5	1:31.479	35	4:56.201	39.641	24.902	206.8	6:00.744
17	34.588	32.302	25.084	206.1	1:31.974	36	33.550	31.159	24.703	205.7	1:29.412
18	34.678	32.297	25.051	206.8	1:32.026	37	36.711	31.504	24.645	206.8	1:32.860
19	35.006	32.277	25.039	206.1	1:32.322						



Weather/Track: Sun/Dry

Circuit Length - 4.005 kilometres  
Circuit Ricardo Tormo  
Valencia

Printed at 17:04, Wednesday, 16 May, 2007

© MST Systems Ltd, 2005 (www.mstworld.com)

Page 5

# International Formula Master

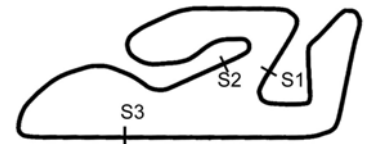
## Testing Wednesday PM - Sector Analysis Report

Lap S1 Time S1 Spd S2 Time S2 Spd S3 Time S3 Spd Lap Time Pit Lap S1 Time S1 Spd S2 Time S2 Spd S3 Time S3 Spd Lap Time Pit

16 GOETZ				GER		ISR					
1	71:47.943	32.629	25.164	205.7	72:45.736	10	34.705	31.494	30.904	208.0	1:37.103
2	36.455	31.996	24.949	206.5	1:33.400	11	33.153	30.709	24.136	209.7	1:27.998
3	35.460	32.417	42.421		1:50.298 Pit	12	32.722	30.813	36.508		1:40.043 Pit
4	89:30.316	32.204	24.918	206.5	90:27.438	13	3:15.915	31.260	24.432	209.3	4:11.607
5	33.788	31.162	24.748	206.5	1:29.698	14	33.247	30.740	24.555	210.9	1:28.542
6	33.404	31.115	24.385	208.0	1:28.904	15	35.338	32.815	24.536	208.8	1:32.689
7	33.356	31.147	24.339	208.4	1:28.842	16	33.115	30.957	24.324	211.3	1:28.396
8	33.707	31.574	28.736		1:34.017 Pit						
9	3:19.858	34.013	24.866	208.8	4:18.737						

18 COSTA				ITA		Euronova Racing					
1		36.622	26.829	190.4	99:99.999	16	33.929	31.890	24.463	206.8	1:30.282
2	36.762	32.337	31.373		1:40.472 Pit	17	33.905	31.559	24.555	206.8	1:30.019
3	1:02.576	32.826	31.203		2:06.605 Pit	18	34.129	31.534	29.122		1:34.785 Pit
4	1:01.264	31.268	30.269		2:02.801 Pit	19	12:33.527	31.992	24.921	200.0	13:30.440
5	6:06.632	31.924	24.954	205.7	7:03.510	20	33.827	31.069	24.448	206.5	1:29.344
6	34.067	31.541	24.685	205.7	1:30.293	21	33.502	30.855	24.223	206.8	1:28.580
7	34.032	31.345	24.831	202.6	1:30.208	22	33.274	31.212	24.327	206.8	1:28.813
8	34.027	31.585	24.512	205.3	1:30.124	23	38.978	37.221	26.107	206.5	1:42.306
9	1:00.336	36.111	25.736	204.1	2:02.183	24	33.643	31.210	30.551		1:35.404 Pit
10	34.054	31.475	24.663	206.1	1:30.192	25	6:11.459	32.524	27.825	199.6	7:11.808
11	34.011	31.509	24.807	204.5	1:30.327	26	34.547	30.969	24.338	207.2	1:29.854
12	34.260	31.789	30.018		1:36.067 Pit	27	34.090	31.193	24.679	205.7	1:29.962
13	18:48.856	32.282	25.321	203.3	19:46.459	28	33.665	31.086	24.477	206.5	1:29.228
14	34.423	31.796	24.813	205.7	1:31.032						
15	34.113	31.381	24.446	206.8	1:29.940						

19 RAGUES				FRA		Euronova Racing					
1		34.921	28.174	203.3	99:99.999	6	34.012	31.404	25.319	206.1	1:30.735
2	34.776	31.846	24.747	204.9	1:31.369	7	33.923	31.476	24.575	206.5	1:29.974
3	33.890	31.048	27.631		1:32.569 Pit	8	33.867	31.438	24.571	206.1	1:29.876
4	3:11.137	32.455	34.288		4:17.880 Pit	9	33.513	31.433	24.759	208.4	1:29.705
5	3:34.154	31.629	27.175	204.1	4:32.958						



Circuit Length - 4.005 kilometres  
Circuit Ricardo Tormo  
Valencia

Weather/Track: Sun/Dry

Printed at 17:04, Wednesday, 16 May, 2007

© MST Systems Ltd, 2005 (www.mstworld.com)

Page 6



# International Formula Master

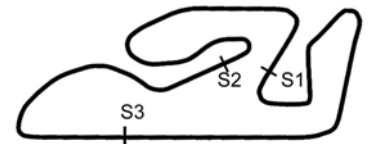
## Testing Wednesday PM - Sector Analysis Report

Lap S1 Time S1 Spd S2 Time S2 Spd S3 Time S3 Spd Lap Time Pit Lap S1 Time S1 Spd S2 Time S2 Spd S3 Time S3 Spd Lap Time Pit

20 CAMPOS JR				ESP Euronova Racing						
1		37.236	30.779	99:99.999 Pit	14	33.833	31.434	24.794	205.7	1:30.061
2	1:53.658	32.445	25.141 204.1	2:51.244	15	33.807	31.492	24.706	205.7	1:30.005
3	34.825	31.772	25.084 203.0	1:31.681	16	33.831	31.418	24.952	206.8	1:30.201
4	35.299	32.243	29.699	1:37.241 Pit	17	34.147	32.443	28.019		1:34.609 Pit
5	20:01.304	32.797	25.624 202.6	20:59.725	18	15:32.751	33.512	26.100	203.3	16:32.363
6	34.507	32.217	25.784 204.1	1:32.508	19	34.981	31.894	25.003	204.1	1:31.878
7	34.399	31.991	25.055 206.1	1:31.445	20	33.904	31.231	24.831	206.5	1:29.966
8	34.496	32.015	29.204	1:35.715 Pit	21	33.629	31.008	24.630	206.5	1:29.267
9	8:26.334	33.644	26.442 204.5	9:26.420	22	33.779	31.262	29.471		1:34.512 Pit
10	35.138	32.367	24.946 206.1	1:32.451	23	7:37.614	32.160	24.918	208.0	8:34.692
11	34.164	31.278	24.808 205.3	1:30.250	24	34.641	31.479	24.633	206.5	1:30.753
12	33.871	31.275	24.685 206.1	1:29.831						
13	33.790	31.390	24.871 205.7	1:30.051						

21 PROVENZANO				ITA ADM Motorsport						
1	42:23.704	32.857	25.241 205.7	43:21.802	16	35.231	32.303	25.235	204.9	1:32.769
2	34.628	32.104	25.091 206.8	1:31.823	17	35.574	32.881	29.848		1:38.303 Pit
3	34.510	32.003	24.879 207.6	1:31.392	18	22:39.211	34.882	25.684	204.1	23:39.777
4	34.472	31.912	24.855 206.5	1:31.239	19	36.838	33.020	33.940		1:43.798 Pit
5	34.277	32.228	24.952 206.1	1:31.457	20	41:16.572	34.322	26.034	204.1	42:16.928
6	34.566	32.387	29.246	1:36.199 Pit	21	35.374	32.238	25.373	204.9	1:32.985
7	13:02.880	32.369	25.335 204.5	14:00.584	22	35.427	32.255	32.640		1:40.322 Pit
8	34.750	32.058	25.327 205.3	1:32.135	23	8:23.205	34.940	25.514	204.9	9:23.659
9	36.905	32.582	25.088 206.8	1:34.575	24	35.032	35.435	25.049	205.7	1:35.516
10	34.821	32.348	25.016 207.6	1:32.185	25	34.087	31.480	24.715	206.8	1:30.282
11	34.749	32.352	25.145 206.1	1:32.246	26	33.798	4:36.948	32.207		5:42.953 Pit
12	34.842	32.661	25.148 207.2	1:32.651	27	2:46.353	33.008	25.977	206.8	3:45.338
13	35.078	32.345	29.154	1:36.577 Pit	28	34.448	31.986	24.903	206.1	1:31.337
14	14:35.139	32.655	25.336 203.0	15:33.130	29	34.083	31.658	24.777	207.2	1:30.518
15	35.569	33.114	25.359 206.1	1:34.042						

22 CALIENDO				ITA ADM Motorsport						
1		35.535	32.276	99:99.999 Pit	7	3:37.745	32.530	25.247	203.7	4:35.522
2	4:36.801	35.105	26.008 201.4	5:37.914	8	34.910	31.976	25.459	200.0	1:32.345
3	35.940	32.863	25.567 201.1	1:34.370	9	34.816	33.552	25.259	204.5	1:33.627
4	35.168	32.110	25.268 202.2	1:32.546	10	34.442	31.776	25.050	203.7	1:31.268
5	34.426	33.766	26.464 163.1	1:34.656						
6	41.971	36.967	33.947	1:52.885 Pit						



Circuit Length - 4.005 kilometres  
Circuit Ricardo Tormo  
Valencia

Weather/Track: Sun/Dry

Printed at 17:04, Wednesday, 16 May, 2007

© MST Systems Ltd, 2005 (www.mstworld.com)

Page 7

# International Formula Master

## Testing Wednesday PM - Sector Analysis Report

Lap S1 Time S1 Spd S2 Time S2 Spd S3 Time S3 Spd Lap Time Pit Lap S1 Time S1 Spd S2 Time S2 Spd S3 Time S3 Spd Lap Time Pit

### 23 ISOHELLA

### FIN

### Team Soderman

1	80:01.439	45.840	46.880	81:34.159	Pit	14	35.508	32.224	25.308	206.5	1:33.040	
2	17:31.753	51.388	29.886	201.1	18:53.027	15	35.262	31.929	25.275	207.2	1:32.466	
3	37.661	33.687	26.926	204.5	1:38.274	16	35.311	33.789	25.431	208.4	1:34.531	
4	36.349	33.818	26.114	205.3	1:36.281	17	35.998	33.322	25.233	206.8	1:34.553	
5	36.438	33.025	25.768	204.9	1:35.231	18	35.003	53.170	27.096	205.3	1:55.269	
6	35.949	32.650	25.515	204.9	1:34.114	19	35.939	32.938	35.296		1:44.173	Pit
7	35.641	32.658	25.503	205.7	1:33.802	20	26:54.879	38.342	37.193		28:10.414	Pit
8	35.626	32.768	25.514	206.5	1:33.908	21	3:40.151	32.411	25.549	209.3	4:38.111	
9	35.255	32.177	25.253	206.1	1:32.685	22	35.727	32.024	25.293	208.4	1:33.044	
10	40.879	35.800	37.036		1:53.715	Pit	23	35.763	34.227	25.164	208.4	1:35.154
11	25:31.349	36.165	25.996	180.6	26:33.510	24	36.840	36.013	34.124		1:46.977	Pit
12	36.644	32.295	25.595	206.5	1:34.534							
13	35.055	32.265	25.271	206.5	1:32.591							

### 24 LLOBEL

### ESP

### Cram Competition

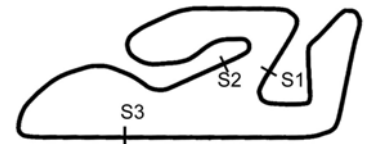
1	61:37.930	34.096	25.363	206.5	62:37.389	16	33.781	31.379	24.646	205.7	1:29.806	
2	34.278	31.198	24.603	204.9	1:30.079	17	33.808	31.454	24.685	205.7	1:29.947	
3	33.467	31.107	24.342	206.5	1:28.916	18	33.897	31.557	24.710	204.9	1:30.164	
4	33.428	30.992	24.387	207.2	1:28.807	19	33.940	31.692	24.705	207.2	1:30.337	
5	33.823	32.524	30.198		1:36.545	Pit	20	34.136	53.561	25.035	205.7	1:52.732
6	63:14.840	32.834	24.957	204.5	64:12.631	21	34.508	31.791	24.857	205.7	1:31.156	
7	33.903	31.226	24.539	205.3	1:29.668	22	34.412	31.935	24.883	206.1	1:31.230	
8	33.512	31.099	24.443	206.8	1:29.054	23	34.377	32.015	24.796	206.1	1:31.188	
9	33.399	31.019	24.525	204.5	1:28.943	24	34.445	31.909	25.188	204.1	1:31.542	
10	33.715	31.130	24.499	207.2	1:29.344	25	34.687	32.171	25.026	205.7	1:31.884	
11	33.422	31.481	24.521	207.6	1:29.424	26	34.698	32.495	28.341		1:35.534	Pit
12	33.776	31.403	24.771	206.1	1:29.950	27	22:44.695	38.441	30.062	189.4	23:53.198	
13	33.546	31.389	24.537	206.5	1:29.472	28	38.781	35.037	25.294	208.4	1:39.112	
14	33.765	31.346	24.641	207.2	1:29.752	29	34.667	31.319	24.630	206.5	1:30.616	
15	33.854	31.227	24.542	207.6	1:29.623							

### 25 D'AMBROSIO

### BEL

### Cram Competition

1	11:24.949	33.210	25.488	204.5	12:23.647	12	33.821	31.350	24.674	209.3	1:29.845	
2	34.858	31.890	25.097	206.1	1:31.845	13	34.658	32.173	26.861		1:33.692	Pit
3	34.564	31.965	25.171	206.5	1:31.700	14	11:47.659	36.672	25.638	203.3	12:49.969	
4	34.567	32.000	25.031	206.1	1:31.598	15	34.064	32.902	25.552	204.5	1:32.518	
5	34.383	31.777	24.924	206.5	1:31.084	16	34.086	31.455	26.982		1:32.523	Pit
6	34.303	32.866	28.832		1:36.001	Pit	17	27:35.903	33.061	28.434	205.7	28:37.398
7	4:11.281	33.623	29.986		5:14.890	Pit	18	33.781	32.243	26.852	208.8	1:32.876
8		34.326	29.274		99:99.999	Pit	19	33.345	30.948	24.418	208.4	1:28.711
9	6:21.351	31.569	25.011	204.5	7:17.931	20	33.086	31.021	24.436	210.5	1:28.543	
10	34.171	31.210	24.966	205.3	1:30.347							
11	33.754	31.189	24.471	206.8	1:29.414							



Weather/Track: Sun/Dry

Circuit Length - 4.005 kilometres  
Circuit Ricardo Tormo  
Valencia

Printed at 17:04, Wednesday, 16 May, 2007

© MST Systems Ltd, 2005 (www.mstworld.com)

Page 8

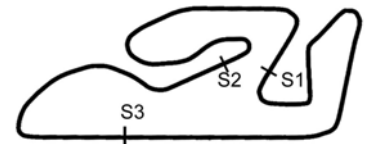
# International Formula Master

## Testing Wednesday PM - Sector Analysis Report

Lap S1 Time S1 Spd S2 Time S2 Spd S3 Time S3 Spd Lap Time Pit Lap S1 Time S1 Spd S2 Time S2 Spd S3 Time S3 Spd Lap Time Pit

26 AVILA				MAC				Cram Competition			
1	72:39.478	32.983	25.356 206.1	73:37.817	10	34.294	31.553	24.682 206.5	1:30.529		
2	34.944	33.657	40.655	1:49.256 Pit	11	34.392	31.862	24.628 209.3	1:30.882		
3	14:44.942	32.450	25.283 204.5	15:42.675	12	4:12.253	39.486	36.317	5:28.056 Pit		
4	34.823	31.834	24.938 205.3	1:31.595	13	68:34.829	33.120	28.655 206.8	69:36.604		
5	34.523	31.579	28.536	1:34.638 Pit	14	34.690	32.188	25.606 208.8	1:32.484		
6	7:51.321	32.232	24.837 205.7	8:48.390	15	34.114	31.226	24.595 207.6	1:29.935		
7	34.199	31.576	24.473 205.7	1:30.248	16	33.863	31.214	24.565 205.7	1:29.642		
8	34.080	31.209	24.661 206.5	1:29.950							
9	33.918	31.460	24.701	1:30.079							

27 GRAVES				GBR				John Village			
1	69:24.440	37.604	28.306 204.1	70:30.350	20	34.898	32.626	25.379 208.4	1:32.903		
2	36.706	33.226	25.756 207.2	1:35.688	21	34.719	32.090	25.217 207.2	1:32.026		
3	41.537	42.833	34.004	1:58.374 Pit	22	34.589	1:16.189	34.428	2:25.206 Pit		
4	3:07.859	32.719	25.778 208.4	4:06.356	23	27:41.235	38.184	28.076 203.3	28:47.495		
5	34.965	31.854	25.218 209.3	1:32.037	24	37.560	33.284	26.351 206.8	1:37.195		
6	34.364	31.897	25.338 209.3	1:31.599	25	35.465	32.308	33.080	1:40.853 Pit		
7	35.192	34.516	25.365 210.5	1:35.073	26	4:43.212	33.640	26.171 206.1	5:43.023		
8	34.523	32.233	25.346 209.7	1:32.102	27	35.374	32.273	25.189 206.8	1:32.836		
9	34.668	32.194	25.022 210.9	1:31.884	28	34.676	32.022	25.073 206.5	1:31.771		
10	37.971	32.191	30.668	1:40.830 Pit	29	34.341	31.807	25.239 208.8	1:31.387		
11	12:14.655	32.933	25.416 206.8	13:13.004	30	35.046	31.930	25.259 208.8	1:32.235		
12	35.182	31.868	25.444 207.6	1:32.494	31	34.479	31.766	25.139 208.4	1:31.384		
13	34.868	32.171	25.444 208.0	1:32.483	32	37.461	32.474	31.981	1:41.916 Pit		
14	38.416	32.155	25.139 208.4	1:35.710	33	7:53.616	33.131	25.857 209.7	8:52.604		
15	34.415	31.619	24.909 208.0	1:30.943	34	35.727	38.214	26.007 205.7	1:39.948		
16	34.587	31.870	25.000 210.5	1:31.457	35	41.424	33.918	26.010 208.0	1:41.352		
17	34.632	32.182	30.888	1:37.702 Pit	36	34.690	32.391	34.357	1:41.438 Pit		
18	11:36.119	32.701	25.407 206.5	12:34.227							
19	35.040	32.175	25.366 209.3	1:32.581							



Circuit Length - 4.005 kilometres  
Circuit Ricardo Tormo  
Valencia

Weather/Track: Sun/Dry

Printed at 17:04, Wednesday, 16 May, 2007

© MST Systems Ltd, 2005 (www.mstworld.com)

Page 9

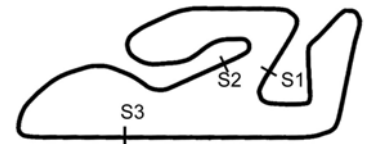
# International Formula Master

## Testing Wednesday PM - Sector Analysis Report

Lap S1 Time S1 Spd S2 Time S2 Spd S3 Time S3 Spd Lap Time Pit Lap S1 Time S1 Spd S2 Time S2 Spd S3 Time S3 Spd Lap Time Pit

28 BARNES				GBR John Village							
1	87:29.449	34.999	26.007 203.0	88:30.455	18	34.462	32.193	29.500	1:36.155	Pit	
2	35.617	32.169	25.124 205.7	1:32.910	19	7:09.342	34.093	26.163 203.0	8:09.598		
3	34.831	32.580	25.103 206.1	1:32.514	20	34.667	31.618	25.050 206.8	1:31.335		
4	34.641	32.321	25.297 207.2	1:32.259	21	33.796	31.186	24.700 206.5	1:29.682		
5	34.560	32.144	25.305 206.8	1:32.009	22	33.946	30.923	24.784 206.5	1:29.653		
6	34.719	31.911	24.932 206.5	1:31.562	23	33.744	31.211	24.769 206.5	1:29.724		
7	34.825	32.324	30.409	1:37.558	Pit	24	33.795	31.316	24.661	206.8	1:29.772
8	9:34.165	35.844	28.845 204.9	10:38.854	25	34.141	31.646	30.060	1:35.847	Pit	
9	35.626	32.355	25.191 205.3	1:33.172	26	11:31.127	32.430	25.645 204.9	12:29.202		
10	34.969	32.630	31.713	1:39.312	Pit	27	34.373	31.402	24.872 207.2	1:30.647	
11	11:34.283	36.556	26.067 203.0	12:36.906	28	34.212	31.701	25.187 208.0	1:31.100		
12	35.246	31.908	24.940 206.5	1:32.094	29	34.008	31.524	24.770 208.4	1:30.302		
13	34.354	31.692	25.007 207.2	1:31.053	30	34.218	31.630	25.013 207.6	1:30.861		
14	34.415	33.530	25.112 206.1	1:33.057	31	34.018	31.719	30.414	1:36.151	Pit	
15	34.709	31.793	30.683	1:37.185	Pit	32	7:25.664	52.600	32.684	8:50.948	Pit
16	6:07.805	32.780	25.771 205.3	7:06.356	33	1:01.479	33.596	31.408	2:06.483	Pit	
17	34.634	31.757	24.835 207.6	1:31.226							

29 CECOTTO JR				VEN Ombra Racing						
1	55:17.076	34.476	25.749 202.2	56:17.301	20	34:37.621	36.091	25.937 203.3	35:39.649	
2	35.216	32.420	25.553 203.0	1:33.189	21	34.620	32.201	24.872 203.7	1:31.693	
3	40.179	37.988	35.012	1:53.179	Pit	22	33.856	31.649	24.731 206.1	1:30.236
4	9:20.427	32.640	25.286 201.8	10:18.353	23	34.080	31.174	24.688	205.7	1:29.942
5	35.374	33.193	25.736 202.6	1:34.303	24	33.718	1:22.579	24.852 204.9	2:21.149	
6	39.393	38.968	31.558	1:49.919	Pit	25	33.945	31.960	25.027 204.5	1:30.932
7	5:36.792	32.773	25.201 202.6	6:34.766	26	34.019	31.642	24.855 204.1	1:30.516	
8	34.648	31.955	24.864 203.7	1:31.467	27	33.781	31.811	25.048 204.1	1:30.640	
9	34.102	32.041	33.296 202.2	1:39.439	28	34.683	32.924	31.277	1:38.884	Pit
10	34.635	32.160	25.037 204.5	1:31.832	29	4:24.080	31.655	24.897 203.3	5:20.632	
11	34.387	32.198	25.012 205.7	1:31.597	30	34.429	31.719	24.793 204.5	1:30.941	
12	34.185	32.304	24.935 203.7	1:31.424	31	34.043	31.727	24.844 206.1	1:30.614	
13	34.547	32.215	25.710 204.5	1:32.472	32	33.900	32.564	32.273	1:38.737	Pit
14	34.496	32.431	30.537	1:37.464	Pit	33	5:35.302	32.583	24.909 205.3	6:32.794
15	10:57.786	32.462	25.278 203.7	11:55.526	34	33.750	31.566	24.802 204.5	1:30.118	
16	34.462	32.225	25.051 203.7	1:31.738	35	35.325	39.431	34.055	1:48.811	Pit
17	34.610	32.032	25.058 205.3	1:31.700	36	8:30.471	34.975	27.829 204.1	9:33.275	
18	34.679	31.994	25.229 203.0	1:31.902	37	35.922	34.680	30.958	1:41.560	Pit
19	34.635	32.476	30.363	1:37.474	Pit					



Circuit Length - 4.005 kilometres  
Circuit Ricardo Tormo  
Valencia

Weather/Track: Sun/Dry

Printed at 17:04, Wednesday, 16 May, 2007

© MST Systems Ltd, 2005 (www.mstworld.com)

Page 10

# International Formula Master

## Testing Wednesday PM - Sector Analysis Report

Lap S1 Time S1 Spd S2 Time S2 Spd S3 Time S3 Spd Lap Time Pit Lap S1 Time S1 Spd S2 Time S2 Spd S3 Time S3 Spd Lap Time Pit

### 30 MUERMANS

### NED

### Ombra Racing

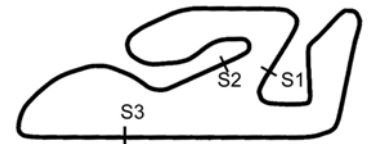
1	57:20.646	36.184	28.222	202.6	58:25.052	23	34.386	31.539	24.936	203.7	1:30.861
2	38.187	33.715	27.454	204.5	1:39.356	24	34.314	35.549	27.365	193.2	1:37.228
3	37.214	34.260	31.854		1:43.328 Pit	25	37.231	33.480	25.082	204.9	1:35.793
4	8:06.433	33.072	26.223	203.0	9:05.728	26	34.447	34.560	32.885		1:41.892 Pit
5	36.078	32.954	25.928	202.2	1:34.960	27	5:15.434	31.697	25.021	203.7	6:12.152
6	37.288	33.765	33.448		1:44.501 Pit	28	34.377	31.624	25.046	205.3	1:31.047
7	8:30.552	33.044	25.560	201.1	9:29.156	29	34.474	31.770	24.984	205.7	1:31.228
8	36.025	32.976	25.536	203.0	1:34.537	30	34.248	31.735	30.372		1:36.355 Pit
9	35.659	33.514	25.478	203.7	1:34.651	31	4:23.843	32.281	25.656	200.7	5:21.780
10	35.437	32.910	25.846	203.3	1:34.193	32	34.486	31.234	24.899	202.2	1:30.619
11	35.994	34.268	25.875	204.5	1:36.137	33	34.031	31.406	25.201	203.0	1:30.638
12	36.178	34.437	33.111		1:43.726 Pit	34	34.149	31.432	24.892	206.5	1:30.473
13	13:11.549	32.530	25.536	200.7	14:09.615	35	33.863	31.690	25.144	205.3	1:30.697
14	34.856	33.346	25.325	204.1	1:33.527	36	34.288	31.617	24.851	206.1	1:30.756
15	34.796	32.325	25.493	203.3	1:32.614	37	34.645	35.898	27.831	192.1	1:38.374
16	35.178	32.243	25.483	204.5	1:32.904	38	39.150	35.594	30.114		1:44.858 Pit
17	35.338	32.190	32.573		1:40.101 Pit	39	4:00.341	31.959	25.584	206.1	4:57.884
18	28:26.509	32.896	25.555	202.2	29:24.960	40	34.800	35.172	26.525	204.9	1:36.497
19	35.205	31.651	25.164	203.0	1:32.020	41	34.394	31.856	25.084	204.5	1:31.334
20	34.489	31.920	25.018	206.8	1:31.427	42	34.291	33.731	35.027		1:43.049 Pit
21	34.258	31.837	24.989	206.8	1:31.084						
22	34.390	31.727	24.989	204.1	1:31.106						

### 31 PERSIANI

### ITA

### Scuderia Fama

1	49:05.787	41.328	26.358	204.5	50:13.473	15	7:37.098	32.018	25.106	205.7	8:34.222
2	34.560	31.624	24.993	205.3	1:31.177	16	34.450	31.738	24.929	206.8	1:31.117
3	33.931	31.317	24.926	206.5	1:30.174	17	34.205	31.603	24.781	208.8	1:30.589
4	33.783	31.305	24.698	206.5	1:29.786	18	34.182	31.728	24.808	209.3	1:30.718
5	33.928	31.961	25.216	207.6	1:31.105	19	34.352	32.260	24.996	209.3	1:31.608
6	34.084	31.911	24.983	206.5	1:30.978	20	34.571	31.828	24.914	209.3	1:31.313
7	34.134	31.937	24.927	208.8	1:30.998	21	34.445	31.766	24.984	207.6	1:31.195
8	36.219	33.697	34.886		1:44.802 Pit	22	34.518	31.893	29.268		1:35.679 Pit
9	5:39.904	33.964	25.394	205.3	6:39.262	23	61:58.277	33.540	25.624	204.5	62:57.441
10	34.288	31.554	25.004	206.8	1:30.846	24	34.702	31.644	25.052	206.8	1:31.398
11	34.105	31.550	24.736	208.4	1:30.391	25	36.063	31.743	29.320		1:37.126 Pit
12	34.031	31.471	24.686	207.2	1:30.188	26	18:47.866	34.699	33.237		19:55.802 Pit
13	34.457	32.766	25.035	207.2	1:32.258						
14	34.226	32.200	28.884		1:35.310 Pit						



Circuit Length - 4.005 kilometres  
Circuit Ricardo Tormo  
Valencia

Weather/Track: Sun/Dry

Printed at 17:04, Wednesday, 16 May, 2007

© MST Systems Ltd, 2005 (www.mstworld.com)

Page 11

# International Formula Master

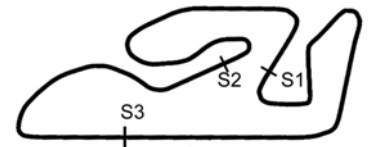
## Testing Wednesday PM - Sector Analysis Report

Lap S1 Time S1 Spd S2 Time S2 Spd S3 Time S3 Spd Lap Time Pit Lap S1 Time S1 Spd S2 Time S2 Spd S3 Time S3 Spd Lap Time Pit

32 TORRE				ITA Scuderia Fama					
1	18:18.679	34.648	25.944 204.1	19:19.271	21	35.385	33.167	30.078	1:38.630 Pit
2	35.650	32.592	25.271 206.5	1:33.513	22	6:22.328	33.062	25.608 206.5	7:20.998
3	34.672	32.089	24.800 208.4	1:31.561	23	35.566	32.394	25.488 205.7	1:33.448
4	34.385	31.795	25.085 207.2	1:31.265	24	35.150	32.671	25.409 205.3	1:33.230
5	34.720	33.446	31.628	1:39.794 Pit	25	35.923	33.344	30.609	1:39.876 Pit
6	7:14.975	32.998	25.604 205.3	8:13.577	26	77:27.743	33.890	26.059 204.5	78:27.692
7	34.800	31.891	25.266 208.0	1:31.957	27	35.624	31.981	25.175 206.1	1:32.780
8	34.751	32.035	25.293 208.0	1:32.079	28	35.027	31.467	24.786 206.1	1:31.280
9	35.487	32.838	30.145	1:38.470 Pit	29	34.581	31.490	24.726 205.7	1:30.797
10	4:29.253	32.472	25.390 209.3	5:27.115	30	34.699	31.660	24.803 206.8	1:31.162
11	34.645	31.925	24.977 208.0	1:31.547	31	34.290	31.718	24.877 207.2	1:30.885
12	34.457	32.092	25.026 207.2	1:31.575	32	34.589	31.917	24.939 207.2	1:31.445
13	34.999	32.486	25.437 205.7	1:32.922	33	35.609	32.678	29.957	1:38.244 Pit
14	35.464	33.077	29.690	1:38.231 Pit	34	9:12.802	32.769	32.685	10:18.256 Pit
15	7:53.919	32.928	25.449 206.8	8:52.296	35	4:14.321	31.684	25.003 206.1	5:11.008
16	34.787	32.458	25.347 207.6	1:32.592	36	34.551	31.513	24.650 208.8	1:30.714
17	34.903	32.236	25.215 206.8	1:32.354	37	33.842	31.270	24.576 207.2	1:29.688
18	34.790	32.358	25.431 207.2	1:32.579	38	34.020	31.428	24.768 207.2	1:30.216
19	35.045	32.683	25.326 205.3	1:33.054	39	34.189	31.426	24.898 206.1	1:30.513
20	35.257	32.714	25.189 206.8	1:33.160					

33 DE BRUIJN				NED ADM Motorsport					
1		33.025	25.443 203.3	99:99.999	8	33.969	31.227	24.480 206.5	1:29.676
2	34.362	31.402	25.005 205.3	1:30.769	9	33.447	31.537	24.631 206.8	1:29.615
3	33.841	31.763	24.842 205.3	1:30.446	10	33.437	31.256	24.348 206.8	1:29.041
4	33.765	31.515	24.650 206.5	1:29.930	11	33.810	34.240	35.442	1:43.492 Pit
5	33.640	31.542	25.228 205.3	1:30.410	12	1:02.732	34.714	30.469	2:07.915 Pit
6	35.671	32.516	27.091	1:35.278 Pit					
7	4:55.298	34.020	25.216 206.1	5:54.534					

34 SCHRAML				GER ADM Motorsport					
1		35.231	27.349 200.0	99:99.999	12	34.835	32.002	29.240	1:36.077 Pit
2	36.385	31.901	25.774 202.6	1:34.060	13	3:52.371	33.841	26.205 203.7	4:52.417
3	35.287	31.893	25.432 203.0	1:32.612	14	34.613	31.586	25.276 204.1	1:31.475
4	35.329	31.968	31.634	1:38.931 Pit	15	34.020	31.418	24.878 204.5	1:30.316
5	15:37.689	32.144	25.593 206.8	16:35.426	16	34.006	31.366	28.641	1:34.013 Pit
6	35.085	31.946	25.251 201.8	1:32.282	17	5:50.556	32.123	25.224 203.0	6:47.903
7	34.603	31.623	25.627 200.3	1:31.853	18	34.280	31.282	24.979 205.7	1:30.541
8	34.480	31.956	25.337 203.7	1:31.773	19	34.232	32.205	26.206 209.7	1:32.643
9	34.449	31.723	24.979 204.9	1:31.151	20	34.250	31.530	24.958 206.8	1:30.738
10	34.572	31.871	35.111	1:41.554 Pit					
11	12:51.994	32.166	25.696 200.7	13:49.856					



Circuit Length - 4.005 kilometres  
Circuit Ricardo Tormo  
Valencia

Weather/Track: Sun/Dry

Printed at 17:04, Wednesday, 16 May, 2007

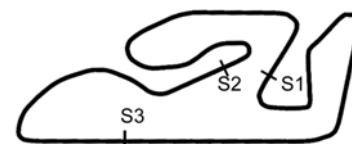
© MST Systems Ltd, 2005 (www.mstworld.com)

Page 12

## International Formula Master Testing Wednesday PM - Best Sector Times Report

POS	SECTOR 1			SECTOR 2			SECTOR 3			NO	NAME	IDEAL/BEST LAP COMPARISON			DIFF
	NO	TIME	LAP	NO	TIME	LAP	NO	TIME	LAP			IDEAL	BEST	LAP	
1	16	32.722	12	2	30.704	34	16	24.136	11	16	GOETZ	1:27.567	1:27.998	11	+ 0.431
2	25	33.086	20	16	30.709	11	18	24.223	21	18	COSTA	1:28.352	1:28.580	21	+ 0.228
3	18	33.274	22	15	30.842	31	8	24.335	24	25	D'AMBROSI	1:28.452	1:28.543	20	+ 0.091
4	15	33.292	31	18	30.855	21	24	24.342	3	15	GATTO	1:28.489	1:28.547	31	+ 0.058
5	24	33.399	9	8	30.909	18	33	24.348	10	24	LLOBEL	1:28.733	1:28.807	4	+ 0.074
6	33	33.437	10	28	30.923	22	15	24.355	29	2	FREY	1:28.747	1:28.769	34	+ 0.022
7	14	33.449	9	25	30.948	19	25	24.418	19	8	ANDERSEN	1:28.754	1:28.949	18	+ 0.195
8	12	33.476	14	24	30.992	4	14	24.447	15	12	SANCHEZ LO	1:29.010	1:29.047	14	+ 0.037
9	7	33.500	14	20	31.008	21	4	24.449	19	33	DE BRUIJN	1:29.012	1:29.041	10	+ 0.029
10	8	33.510	20	6	31.021	29	7	24.449	14	14	TERRANOVA	1:29.061	1:29.336	15	+ 0.275
11	19	33.513	9	19	31.048	3	26	24.473	7	4	CAMPOS HU	1:29.123	1:29.458	28	+ 0.335
12	2	33.531	34	12	31.053	13	12	24.481	13	19	RAGUES	1:29.132	1:29.705	9	+ 0.573
13	4	33.588	21	4	31.086	20	2	24.512	36	7	VAN DER DR	1:29.172	1:29.172	14	+ 0.000
14	9	33.595	22	9	31.142	22	6	24.546	29	20	CAMPOS JR	1:29.267	1:29.267	21	+ 0.000
15	20	33.629	21	14	31.165	16	19	24.571	8	6	CANTELLI J	1:29.312	1:29.365	29	+ 0.053
16	29	33.718	24	29	31.174	23	32	24.576	37	28	BARNES	1:29.328	1:29.653	22	+ 0.325
17	28	33.744	23	26	31.209	8	3	24.616	23	9	PUGLISI	1:29.389	1:29.474	22	+ 0.085
18	6	33.745	30	7	31.223	14	20	24.630	21	26	AVILA	1:29.545	1:29.642	16	+ 0.097
19	31	33.783	4	33	31.227	8	9	24.652	21	29	CECOTTO JR	1:29.580	1:29.942	23	+ 0.362
20	3	33.793	24	30	31.234	32	28	24.661	24	3	ANNALA	1:29.676	1:29.988	18	+ 0.312
21	11	33.798	18	3	31.267	18	31	24.686	12	32	TORRE	1:29.688	1:29.688	37	+ 0.000
22	21	33.798	26	32	31.270	37	29	24.688	23	31	PERSIANI	1:29.774	1:29.786	4	+ 0.012
23	32	33.842	37	34	31.282	18	21	24.715	25	30	MUERMANS	1:29.948	1:30.473	34	+ 0.525
24	26	33.863	16	31	31.305	4	11	24.818	17	21	PROVENZAN	1:29.993	1:30.282	25	+ 0.289
25	30	33.863	35	21	31.480	25	30	24.851	36	34	SCHRAML	1:30.166	1:30.316	15	+ 0.150
26	34	34.006	16	10	31.526	11	34	24.878	15	11	BELLUARDO	1:30.232	1:30.568	18	+ 0.336
27	10	34.118	11	5	31.563	17	27	24.909	15	5	MAULINI	1:30.632	1:30.803	23	+ 0.171
28	5	34.119	23	11	31.616	18	5	24.950	23	10	PAVONI	1:30.641	1:30.697	11	+ 0.056
29	27	34.341	29	27	31.619	15	10	24.997	10	27	GRAVES	1:30.869	1:30.943	15	+ 0.074
30	22	34.426	5	22	31.776	10	22	25.050	10	22	CALIENDO	1:31.252	1:31.268	10	+ 0.016
31	23	35.003	18	23	31.929	15	23	25.164	23	23	ISOHELLA	1:32.096	1:32.466	15	+ 0.370

'Perfect Lap' - 1:27.562

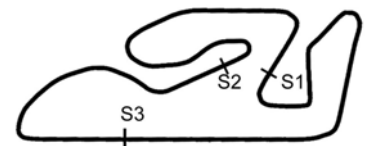


Circuit Length - 4.005 kilometres  
Circuit Ricardo Tormo  
Valencia

Weather/Track: Sun/Dry

# International Formula Master Testing Wednesday PM - Best Sector Speeds Report

SECTOR 1		SECTOR 2		SECTOR 3				
POS	NO	SPEED	TRAP	AVAILABLE	NO	NAME	SPEED	LAP
					4	CAMPOS HUL	211.3	26
					16	GOETZ	211.3	16
					27	GRAVES	210.9	9
					15	GATTO	210.5	29
					25	D'AMBROSIO	210.5	20
					2	FREY	210.1	39
					34	SCHRAML	209.7	19
					9	PUGLISI	209.3	22
					11	BELLUARDO	209.3	4
					23	ISOHELLA	209.3	21
					26	AVILA	209.3	11
					31	PERSIANI	209.3	18
					32	TORRE	209.3	10
					6	CANTELLI JR	208.8	28
					3	ANNALA	208.4	23
					5	MAULINI	208.4	15
					8	ANDERSEN	208.4	18
					19	RAGUES	208.4	9
					24	LLOBEL	208.4	28
					28	BARNES	208.4	29
					10	PAVONI	208.0	9
					20	CAMPOS JR	208.0	23
					21	PROVENZANO	207.6	3
					12	SANCHEZ LOP	207.2	7
					14	TERRANOVA	207.2	2
					18	COSTA	207.2	26
					7	VAN DER DRI	206.8	9
					30	MUERMANS	206.8	20
					33	DE BRUIJN	206.8	9
					29	CECOTTO JR	206.1	22
					22	CALIENDO	204.5	9



Circuit Length - 4.005 kilometres  
Circuit Ricardo Tormo  
Valencia

Weather/Track: Sun/Dry



## International Formula Master WEDNESDAY COMBINED SESSION

POS	NO	CL	NAME	NAT	ENTRY	FIRST		SECOND		GAP
						TIME	LAPS	TIME	LAPS	
1	31		Luca PERSIANI	ITA	Scuderia Fama	1:27.696	35	1:29.786	26	
2	16		Maximilian GOETZ	GER	ISR	1:27.808	43	1:27.998	16	0.112
3	19		Pierre RAGUES	FRA	Euronova Racing	1:27.892	38	1:29.705	9	0.196
4	4		Oliver CAMPOS HULL	ESP	Iris Project	1:28.162	26	1:29.458	28	0.466
5	12		Pablo SANCHEZ LOPEZ	MEX	Alan Racing	1:28.233	37	1:29.047	21	0.537
6	18		Alberto COSTA	ITA	Euronova Racing	1:28.270	49	1:28.580	28	0.574
7	2		Rahel FREY	SUI	Jenzer Motorsport	1:28.456	24	1:28.769	41	0.760
8	24		Arturo LLOBEL	ESP	Cram Competition	1:28.521	50	1:28.807	29	0.825
9	25		Jerome D'AMBROSIO	BEL	Cram Competition	1:28.751	50	1:28.543	20	0.847
10	15		Salvatore GATTO	ITA	Alan Racing	1:28.566	31	1:28.547	37	0.851
11	3		Juho ANNALA	FIN	Jenzer Motorsport	1:28.795	37	1:29.988	25	1.099
12	8		Kasper ANDERSEN	DEN	J.D. Motorsport	1:28.817	24	1:28.949	26	1.121
13	7		Chris VAN DER DRIFT	NZL	J.D. Motorsport	1:28.849	33	1:29.172	15	1.153
14	14		Giuseppe TERRANOVA	ITA	Alan Racing	1:28.938	22	1:29.336	16	1.242
15	29		Johnny CECOTTO JR	VEN	Ombra Racing	1:28.969	45	1:29.942	37	1.273
16	33		Nick DE BRUIJN	NED	ADM Motorsport	1:28.981	27	1:29.041	12	1.285
17	6		Claudio CANTELLI JR	BRA	J.D. Motorsport	1:29.039	40	1:29.365	30	1.343
18	20		Adrian CAMPOS JR	ESP	Euronova Racing	1:29.088	14	1:29.267	24	1.392
19	9		Marcello PUGLISI	ITA	Promotorsport	1:29.150	45	1:29.474	23	1.454
20	26		Rodolfo AVILA	MAC	Cram Competition	1:29.216	25	1:29.642	16	1.520
21	27		Tor GRAVES	GBR	Team JVA	1:29.233	41	1:30.943	36	1.537
22	21		Frankie PROVENZANO	ITA	ADM Motorsport	1:29.309	40	1:30.282	29	1.613
23	32		Massimo TORRE	ITA	Scuderia Fama	1:29.413	41	1:29.688	39	1.717
24	28		Jon BARNES	GBR	Team JVA	1:29.698	36	1:29.653	33	1.957
25	11		Ignazio BELLUARDO	ITA	Promotorsport	1:29.674	42	1:30.568	23	1.978
26	30		Dominick MUERMANS	NED	Ombra Racing	1:29.786	44	1:30.473	42	2.090
27	34		Dominik SCHRAML	GER	ADM Motorsport	1:29.862	29	1:30.316	20	2.166
28	10		Mattia PAVONI	ITA	Promotorsport	1:30.246	49	1:30.697	11	2.550
29	22		Michele CALIENDO	ITA	ADM Motorsport	1:30.390	46	1:31.268	10	2.694
30	5		Nicolas MAULINI	SUI	Iris Project	1:31.814	37	1:30.803	23	3.107
31	23		Sami ISOHELLA	FIN	Team Soderman		0	1:32.466	24	4.770

Weather/Track - Sun/Dry

Valencia  
Circuit Length = 4.0050 km.  
Start: 09:00 End: 17:00

Clerk of Course:	Stewards:	Timekeeper:
------------------	-----------	-------------

## International Formula Master

### FREE PRACTICE 1

POS	NO	CL	DRIVER	NAT	TEAM	TIME	LAPS	GAP	KPH
1	24		Arturo LLOBEL	ESP	Cram Competition	1:28.748	19		162.46
2	15		Salvatore GATTO	ITA	Alan Racing	1:28.794	18	0.046	162.37
3	8		Kasper ANDERSEN	DEN	J.D. Motorsport	1:28.861	15	0.113	162.25
4	2		Rahel FREY	SUI	Jenzer Motorsport	1:28.999	20	0.251	162.00
5	25		Jerome D'AMBROSIO	BEL	Cram Competition	1:29.058	18	0.310	161.89
6	19		Pierre RAGUES	FRA	Euronova Racing	1:29.068	21	0.320	161.87
7	3		Juho ANNALA	FIN	Jenzer Motorsport	1:29.211	20	0.463	161.61
8	16		Maximilian GOETZ	GER	ISR	1:29.359	17	0.611	161.34
9	7		Chris VAN DER DRIFT	NZL	J.D. Motorsport	1:29.419	17	0.671	161.24
10	26		Rodolfo AVILA	MAC	Cram Competition	1:29.507	19	0.759	161.08
11	9		Marcello PUGLISI	ITA	Promotorsport	1:29.616	15	0.868	160.88
12	31		Luca PERSIANI	ITA	Scuderia Fama	1:29.685	21	0.937	160.76
13	14		Giuseppe TERRANOVA	ITA	Alan Racing	1:29.719	19	0.971	160.70
14	20		Vitaly PETROV	RUS	Euronova Racing	1:29.730	20	0.982	160.68
15	6		Claudio CANTELLI JR	BRA	J.D. Motorsport	1:29.757	17	1.009	160.63
16	4		Oliver CAMPOS HULL	ESP	Iris Project	1:29.770	22	1.022	160.61
17	27		Tor GRAVES	GBR	Team JVA	1:29.917	20	1.169	160.34
18	12		Pablo SANCHEZ LOPEZ	MEX	Alan Racing	1:29.934	24	1.186	160.31
19	32		Massimo TORRE	ITA	Scuderia Fama	1:30.016	21	1.268	160.17
20	33		Nick DE BRUIJN	NED	ADM Motorsport	1:30.146	19	1.398	159.94
21	29		Johnny CECOTTO JR	VEN	Ombra Racing	1:30.207	10	1.459	159.83
22	5		Nicolas MAULINI	SUI	Iris Project	1:30.250	18	1.502	159.75
23	28		Jon BARNES	GBR	Team JVA	1:30.357	11	1.609	159.56
24	10		Mattia PAVONI	ITA	Promotorsport	1:30.501	15	1.753	159.31
25	18		Alberto COSTA	ITA	Euronova Racing	1:30.508	10	1.760	159.30
26	30		Dominick MUERMANS	NED	Ombra Racing	1:30.530	19	1.782	159.26
27	23		Sami ISOHELLA	FIN	Team Soderman	1:30.530	22	1.782	159.26
28	11		Ignazio BELLUARDO	ITA	Promotorsport	1:30.576	18	1.828	159.18
29	21		Frankie PROVENZANO	ITA	ADM Motorsport	1:30.890	19	2.142	158.63
30	34		Dominik SCHRAML	GER	ADM Motorsport	1:32.656	14	3.908	155.60
31	22		Michele CALIENDO	ITA	ADM Motorsport	1:33.177	4	4.429	154.73

Weather/Track: Sun 24°/Dry 32°

Valencia  
Circuit Length = 4.0050 km.  
Start: 09:30 End: 10:15

Race Director:	Steward:	Timekeeper:
----------------	----------	-------------

# International Formula Master

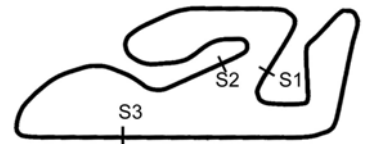
## Free Practice 1 - Sector Analysis Report

Lap S1 Time S1 Spd S2 Time S2 Spd S3 Time S3 Spd Lap Time Pit Lap S1 Time S1 Spd S2 Time S2 Spd S3 Time S3 Spd Lap Time Pit

2 FREY					SUI Jenzer Motorsport						
1	12:15.045	39.675	28.255	201.8	13:22.975	12	33.605	30.839	24.555	208.0	1:28.999
2	35.566	32.705	25.529	208.4	1:33.800	13	33.569	31.014	24.706	209.3	1:29.289
3	35.861	37.732	25.368	208.8	1:38.961	14	33.768	31.185	24.672	209.3	1:29.625
4	34.188	31.515	24.787	210.5	1:30.490	15	33.791	31.914	29.825		1:35.530 Pit
5	33.786	37.851	26.012	207.2	1:37.649	16	5:10.328	35.640	25.003	204.9	6:10.971
6	34.265	31.667	24.898	210.9	1:30.830	17	34.071	30.989	24.615	207.6	1:29.675
7	34.412	31.252	24.780	209.3	1:30.444	18	33.625	31.477	35.588		1:40.690 Pit
8	34.028	31.439	25.043	206.5	1:30.510	19	4:28.516	31.980	25.173	204.5	5:25.669
9	35.328	32.184	30.840		1:38.352 Pit	20	34.057	31.605	24.980	207.2	1:30.642
10	5:30.225	36.449	25.284	207.6	6:31.958						
11	34.105	31.017	24.760	207.2	1:29.882						

3 ANNALA					FIN Jenzer Motorsport						
1	11:09.864	36.500	28.275	201.4	12:14.639	12	33.413	31.104	24.694	207.2	1:29.211
2	36.125	33.474	25.725	206.5	1:35.324	13	33.481	31.348	24.641	208.0	1:29.470
3	34.525	32.582	25.417	209.3	1:32.524	14	33.444	31.362	24.654	208.8	1:29.460
4	34.699	31.752	25.117	205.7	1:31.568	15	33.595	31.367	25.093	207.6	1:30.055
5	34.254	31.452	24.960	207.2	1:30.666	16	33.668	31.516	24.865	207.2	1:30.049
6	34.337	31.653	24.930	208.4	1:30.920	17	35.083	33.092	34.089		1:42.264 Pit
7	33.913	31.492	25.271	206.5	1:30.676	18	3:36.317	32.798	33.682		4:42.797 Pit
8	34.178	31.641	31.877		1:37.696 Pit	19	1:12.652	32.115	33.095		2:17.862 Pit
9	5:18.755	33.346	25.592	205.3	6:17.693	20	4:11.199	32.906	36.050		5:20.155 Pit
10	34.616	31.583	24.946	207.2	1:31.145						
11	33.755	31.379	24.796	206.5	1:29.930						

4 CAMPOS HULL					ESP Iris Project						
1	12:03.818	37.551	28.434	200.3	13:09.803	13	33.735	31.230	24.805	207.6	1:29.770
2	38.406	33.342	26.011	205.7	1:37.759	14	33.599	31.633	24.639	208.4	1:29.871
3	35.268	31.967	25.225	209.7	1:32.460	15	37.156	33.726	24.774	210.9	1:35.656
4	35.102	33.589	25.237	208.8	1:33.928	16	33.847	31.541	24.930	208.0	1:30.318
5	34.109	31.271	24.717	210.1	1:30.097	17	33.884	31.776	24.860	207.6	1:30.520
6	33.935	31.448	24.730	208.0	1:30.113	18	34.347	31.975	24.834	208.8	1:31.156
7	34.231	31.627	35.579		1:41.437 Pit	19	34.568	31.888	35.002		1:41.458 Pit
8	4:32.140	34.735	25.763	207.6	5:32.638	20	3:06.592	36.242	38.606		4:21.440 Pit
9	34.373	31.251	24.769	209.7	1:30.393	21	1:19.335	34.526	39.501		2:33.362 Pit
10	33.872	31.457	24.675	211.3	1:30.004	22	1:29.947	37.086	47.541		2:54.574 Pit
11	34.394	31.304	24.724	208.0	1:30.422						
12	33.796	31.224	24.862	208.4	1:29.882						



Weather/Track: Sun 24°/Dry 32°

Circuit Length - 4.005 kilometres  
Circuit Ricardo Tormo  
Valencia

# International Formula Master

## Free Practice 1 - Sector Analysis Report

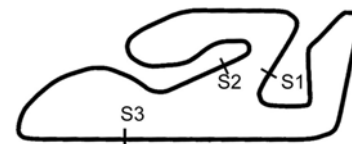
Lap S1 Time S1 Spd S2 Time S2 Spd S3 Time S3 Spd Lap Time Pit Lap S1 Time S1 Spd S2 Time S2 Spd S3 Time S3 Spd Lap Time Pit

5 MAULINI				SUI Iris Project					
1	12:08.320	35.663	27.205 202.2	13:11.188	11	36.739	33.512	34.245	1:44.496 Pit
2	37.916	33.315	26.548 206.8	1:37.779	12	4:22.052	33.632	25.787 206.1	5:21.471
3	35.082	32.333	25.212 207.6	1:32.627	13	34.621	31.631	25.125 206.8	1:31.377
4	34.283	33.334	25.100 211.3	1:32.717	14	34.320	31.487	25.013 206.8	1:30.820
5	34.561	31.851	25.215 206.1	1:31.627	15	34.012	31.441	24.797 208.0	1:30.250
6	35.552	32.372	34.681	1:42.605 Pit	16	33.880	31.566	24.820 207.6	1:30.266
7	5:05.655	32.946	25.649 205.3	6:04.250	17	33.843	31.669	24.833 208.0	1:30.345
8	34.439	31.828	25.271 208.8	1:31.538	18	34.514	31.992	35.569	1:42.075 Pit
9	34.371	31.975	25.113 207.6	1:31.459					
10	34.276	31.862	25.198 205.7	1:31.336					

6 CANTELLI JR				BRA J.D. Motorsport					
1	16:53.995	36.282	27.081	17:57.358	10	33.640	31.299	24.818	1:29.757
2	36.476	33.549	25.578 206.5	1:35.603	11	33.581	31.551	24.741 208.4	1:29.873
3	34.479	32.570	25.371	1:32.420	12	33.873	31.872	30.488	1:36.233 Pit
4	34.382	31.648	25.065	1:31.095	13	2:42.389	32.314	25.148 206.1	3:39.851
5	33.975	31.474	25.052 206.1	1:30.501	14	33.864	31.801	24.746 209.7	1:30.411
6	34.496	31.625	25.014	1:31.135	15	33.629	31.733	24.898 210.5	1:30.260
7	34.396	32.128	29.510	1:36.034 Pit	16	34.964	32.043	24.970 209.3	1:31.977
8	11:19.454	32.118	25.459	12:17.031	17	33.612	31.356	24.841 210.1	1:29.809
9	33.723	31.300	24.801 204.9	1:29.824					

7 VAN DER DRIFT				NZL J.D. Motorsport					
1	16:48.883	32.907	25.374	17:47.164	10	5:09.696	35.218	27.368 206.8	6:12.282
2	34.343	31.525	24.824	1:30.692	11	35.278	31.630	24.833 207.6	1:31.741
3	33.724	31.654	25.096 206.5	1:30.474	12	33.432	31.322	24.665 208.4	1:29.419
4	33.607	31.327	24.869 207.2	1:29.803	13	33.583	31.259	24.697 208.0	1:29.539
5	33.957	31.954	29.388	1:35.299 Pit	14	34.383	35.829	25.630 207.6	1:35.842
6	8:51.674	32.185	25.041 203.7	9:48.900	15	38.051	40.284	25.913 207.6	1:44.248
7	34.331	31.744	25.176 203.7	1:31.251	16	34.107	31.736	25.095 206.5	1:30.938
8	34.058	31.652	24.700 206.1	1:30.410	17	33.767	38.237	32.155	1:44.159 Pit
9	34.177	32.747	29.228	1:36.152 Pit					

8 ANDERSEN				DEN J.D. Motorsport					
1	16:54.688	36.226	27.057 204.5	17:57.971	9	33.379	30.894	24.588	1:28.861
2	36.213	32.329	25.451 204.9	1:33.993	10	33.683	31.580	25.239 202.2	1:30.502
3	34.459	31.410	24.990 208.0	1:30.859	11	33.997	34.860	26.426 205.3	1:35.283
4	34.910	31.425	25.599	1:31.934	12	33.590	31.852	30.314	1:35.756 Pit
5	34.049	31.603	24.939 206.5	1:30.591	13	10:04.077	31.500	24.810 205.3	11:00.387
6	35.481	31.619	31.612	1:38.712 Pit	14	33.879	32.022	25.083	1:30.984
7	7:44.051	37.517	26.027 202.2	8:47.595	15	33.711	31.732	24.996 207.2	1:30.439
8	34.136	31.258	24.756 206.5	1:30.150					



Weather/Track: Sun 24°/Dry 32°

Circuit Length - 4.005 kilometres  
Circuit Ricardo Tormo  
Valencia

Printed at 10:22, Friday, 18 May, 2007

© MST Systems Ltd, 2005 (www.mstworld.com)

Page 2

# International Formula Master

## Free Practice 1 - Sector Analysis Report

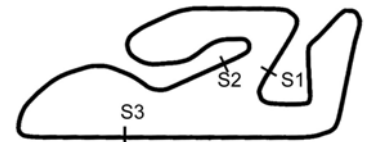
Lap S1 Time S1 Spd S2 Time S2 Spd S3 Time S3 Spd Lap Time Pit Lap S1 Time S1 Spd S2 Time S2 Spd S3 Time S3 Spd Lap Time Pit

9 PUGLISI				ITA Promotorsport						
1	12:18.454	34.614	26.021 204.9	13:19.089	9	34.535	31.289	24.824	207.2	1:30.648
2	35.230	32.436	25.896 204.9	1:33.562	10	33.479	31.156	24.981	207.6	1:29.616
3	34.270	32.101	24.990 208.8	1:31.361	11	33.926	32.837	36.129		1:42.892 Pit
4	33.813	32.583	25.844 209.3	1:32.240	12	12:03.600	32.207	25.815	205.7	13:01.622
5	33.690	31.441	25.007 211.3	1:30.138	13	34.448	33.238	32.349		1:40.035 Pit
6	34.350	31.465	25.034 207.6	1:30.849	14	4:14.318	32.669	33.147		5:20.134 Pit
7	35.774	31.511	33.449	1:40.734 Pit	15	2:16.982	33.151	37.161		3:27.294 Pit
8	4:02.657	32.908	25.339 204.9	5:00.904						

10 PAVONI				ITA Promotorsport						
1	13:01.067	37.276	29.037 205.3	14:07.380	9	34.824	31.929	31.761		1:38.514 Pit
2	37.441	34.271	26.790 204.5	1:38.502	10	15:58.889	32.180	25.247	206.5	16:56.316
3	35.145	32.857	25.667 205.3	1:33.669	11	34.206	31.518	24.899	206.1	1:30.623
4	34.530	32.368	30.896	1:37.794 Pit	12	34.484	31.799	25.158	208.0	1:31.441
5	4:00.548	33.631	27.370 167.4	5:01.549	13	34.796	31.731	25.323	205.3	1:31.850
6	36.710	32.469	25.488 204.9	1:34.667	14	34.583	32.922	31.169		1:38.674 Pit
7	35.995	31.769	25.328 206.1	1:33.092	15	1:35.370	33.578	37.801		2:46.749 Pit
8	34.115	31.375	25.011 207.6	1:30.501						

11 BELLUARDO				ITA Promotorsport						
1	14:18.928	38.848	28.583 200.7	15:26.359	11	34.611	32.549	30.608		1:37.768 Pit
2	37.713	37.777	34.893	1:50.383 Pit	12	9:29.047	36.249	32.413	205.3	10:37.709
3	3:33.031	33.743	26.484 204.1	4:33.258	13	34.789	32.135	25.265	208.0	1:32.189
4	34.857	32.404	25.166 207.6	1:32.427	14	34.321	32.085	25.003	208.0	1:31.409
5	34.290	31.820	25.122 208.0	1:31.232	15	34.680	32.209	25.395	210.9	1:32.284
6	34.298	31.479	24.799 208.4	1:30.576	16	34.901	31.995	25.388	210.1	1:32.284
7	34.115	31.969	25.139 208.4	1:31.223	17	34.273	32.517	29.671		1:36.461 Pit
8	34.142	31.882	25.048 208.0	1:31.072	18	1:28.811	33.827	33.211		2:35.849 Pit
9	34.036	31.797	24.823 208.8	1:30.656						
10	34.099	31.724	24.826 208.8	1:30.649						

12 SANCHEZ LOPEZ				MEX Alan Racing						
1	11:32.741	37.606	28.284 202.6	12:38.631	14	34.641	31.968	24.977	205.7	1:31.586
2	37.867	35.875	27.417 204.1	1:41.159	15	34.682	32.100	24.903	206.5	1:31.685
3	35.970	34.201	26.767 204.9	1:36.938	16	36.145	33.209	25.321	203.7	1:34.675
4	35.928	34.199	26.548 208.0	1:36.675	17	35.202	32.263	24.948	206.8	1:32.413
5	34.294	31.666	25.131 207.2	1:31.091	18	34.892	33.012	25.017	205.7	1:32.921
6	34.033	31.357	24.844 205.7	1:30.234	19	35.046	32.434	30.528		1:38.008 Pit
7	33.966	31.528	25.032 206.8	1:30.526	20	3:14.478	39.880	27.516	206.1	4:21.874
8	33.877	31.414	24.852 206.8	1:30.143	21	34.176	31.438	24.922	205.3	1:30.536
9	35.427	37.774	24.909 206.1	1:38.110	22	34.025	31.405	24.504	206.5	1:29.934
10	34.028	31.586	24.973 205.3	1:30.587	23	33.684	31.543	24.716	208.0	1:29.943
11	34.542	31.915	25.110 206.8	1:31.567	24	42.468	38.244	25.038	204.9	1:45.750
12	35.008	31.982	29.476	1:36.466 Pit						
13	5:47.005	32.194	25.447 206.5	6:44.646						



Circuit Length - 4.005 kilometres  
Circuit Ricardo Tormo  
Valencia

Weather/Track: Sun 24° / Dry 32°

# International Formula Master

## Free Practice 1 - Sector Analysis Report

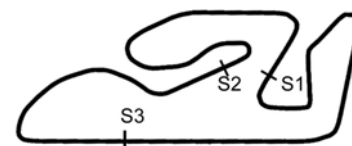
Lap S1 Time S1 Spd S2 Time S2 Spd S3 Time S3 Spd Lap Time Pit Lap S1 Time S1 Spd S2 Time S2 Spd S3 Time S3 Spd Lap Time Pit

14 TERRANOVA				ITA Alan Racing					
1	12:23.644	35.326	28.049 207.2	13:27.019	11	33.593	31.454	24.689 208.0	1:29.736
2	39.259	33.249	25.594 205.3	1:38.102	12	33.931	32.080	25.027 206.5	1:31.038
3	35.001	31.637	25.287 207.2	1:31.925	13	33.952	39.865	26.589 208.4	1:40.406
4	35.421	31.944	24.795 208.0	1:32.160	14	34.206	31.736	30.281	1:36.223 Pit
5	33.664	34.064	25.347 205.3	1:33.075	15	6:02.146	39.050	26.612 207.2	7:07.808
6	33.968	31.504	24.887 207.2	1:30.359	16	33.976	31.182	24.621 208.4	1:29.779
7	33.877	31.511	24.582 208.0	1:29.970	17	34.510	31.393	24.512 208.0	1:30.415
8	34.276	31.531	30.905	1:36.712 Pit	18	33.651	36.589	25.346 208.4	1:35.586
9	8:03.977	32.006	24.677 208.0	9:00.660	19	33.468	31.672	24.579 204.9	1:29.719
10	33.919	31.683	24.752 208.0	1:30.354					

15 GATTO				ITA Alan Racing					
1	11:54.341	41.287	29.949 194.2	13:05.577	11	33.844	31.376	24.745 205.3	1:29.965
2	43.525	38.464	28.436 203.0	1:50.425	12	33.739	31.936	33.912	1:39.587 Pit
3	35.167	33.011	25.051 205.3	1:33.229	13	8:34.167	33.106	25.121 205.3	9:32.394
4	35.088	31.523	24.884 205.3	1:31.495	14	33.829	31.137	24.542 206.1	1:29.508
5	38.118	39.428	28.625 202.2	1:46.171	15	35.550	31.973	24.506 207.2	1:32.029
6	35.010	31.266	24.741 207.2	1:31.017	16	33.330	31.006	24.458 207.2	1:28.794
7	33.737	31.264	24.767 208.8	1:29.768	17	35.788	32.706	24.651 207.6	1:33.145
8	33.585	31.724	24.833 206.1	1:30.142	18	34.863	36.318	27.032 208.0	1:38.213
9	36.088	31.870	32.594	1:40.552 Pit					
10	8:24.795	31.732	24.748 207.2	9:21.275					

16 GOETZ				GER ISR					
1	10:46.105	34.421	27.055 202.2	11:47.581	10	33.404	31.569	24.548 208.0	1:29.521
2	37.191	34.665	26.728 204.9	1:38.584	11	33.731	31.383	30.259	1:35.373 Pit
3	35.841	32.336	26.635 206.8	1:34.812	12	3:53.129	31.937	25.151 207.6	4:50.217
4	36.223	32.423	25.401 208.0	1:34.047	13	33.699	30.999	26.148 208.0	1:30.846
5	34.086	31.393	24.835 207.6	1:30.314	14	35.528	31.571	24.659 208.4	1:31.758
6	33.781	31.517	24.762 208.4	1:30.060	15	33.869	31.144	24.431 208.4	1:29.444
7	33.683	31.526	35.177	1:40.386 Pit	16	33.621	31.112	24.626 208.8	1:29.359
8	7:32.286	31.742	24.828 209.7	8:28.856	17	33.274	31.619	29.961	1:34.854 Pit
9	33.627	31.283	24.692 207.6	1:29.602					

18 COSTA				ITA Euronova Racing					
1	11:51.246	40.952	29.947 189.1	13:02.145	7	34.150	31.588	32.650	1:38.388 Pit
2	38.836	34.473	27.040 201.4	1:40.349	8	8:04.665	33.531	25.344 199.6	9:03.540
3	43.776	40.101	32.916 176.1	1:56.793	9	35.488	32.654	25.631 198.8	1:33.773
4	40.637	33.420	25.699 204.9	1:39.756	10	34.894	32.027	37.074	1:43.995 Pit
5	34.543	31.789	24.922 204.1	1:31.254					
6	34.341	31.453	24.714 205.3	1:30.508					



Weather/Track: Sun 24°/Dry 32°

Circuit Length - 4.005 kilometres  
Circuit Ricardo Tormo  
Valencia

Printed at 10:22, Friday, 18 May, 2007

© MST Systems Ltd, 2005 (www.mstworld.com)

Page 4

# International Formula Master

## Free Practice 1 - Sector Analysis Report

Lap S1 Time S1 Spd S2 Time S2 Spd S3 Time S3 Spd Lap Time Pit Lap S1 Time S1 Spd S2 Time S2 Spd S3 Time S3 Spd Lap Time Pit

### 19 RAGUES

FRA

Euronova Racing

1	11:55.572	41.213	29.924	202.2	13:06.709	12	33.679	31.090	24.455	207.6	1:29.224
2	37.050	33.343	25.975	203.0	1:36.368	13	33.336	31.149	24.583	207.2	1:29.068
3	36.776	32.982	26.599	204.1	1:36.357	14	33.636	31.482	24.602	207.2	1:29.720
4	35.431	32.804	25.398	205.7	1:33.633	15	35.432	35.976	25.593	206.5	1:37.001
5	34.063	31.399	24.659	206.8	1:30.121	16	33.700	31.318	30.121		1:35.139 Pit
6	33.880	31.398	24.749	207.2	1:30.027	17	5:28.917	32.663	26.200	206.8	6:27.780
7	34.033	31.777	28.309	206.5	1:34.119	18	33.826	31.566	24.612	208.8	1:30.004
8	34.067	31.701	25.010	208.0	1:30.778	19	33.571	31.465	24.623	209.3	1:29.659
9	35.299	31.541	29.840		1:36.680 Pit	20	34.041	35.590	25.497	207.2	1:35.128
10	7:09.664	34.920	27.327	205.7	8:11.911	21	33.939	31.739	24.677	209.7	1:30.355
11	34.067	31.319	24.649	207.2	1:30.035						

### 20 PETROV

RUS

Euronova Racing

1	11:24.721	33.983	28.407	201.4	12:27.111	12	34.480	32.710	30.410		1:37.600 Pit
2	36.263	32.630	25.400	206.5	1:34.293	13	5:42.949	33.721	26.455	206.1	6:43.125
3	34.768	32.281	25.436	206.1	1:32.485	14	34.894	31.738	25.176	207.2	1:31.808
4	34.832	32.290	25.054	208.0	1:32.176	15	33.823	31.370	24.586	206.8	1:29.779
5	34.486	31.720	24.938	207.2	1:31.144	16	33.961	31.621	24.572	208.4	1:30.154
6	34.374	31.771	30.344		1:36.489 Pit	17	33.686	31.404	24.640	209.3	1:29.730
7	8:54.581	31.723	24.906	206.5	9:51.210	18	40.922	42.449	27.722	208.8	1:51.093
8	34.272	31.933	24.752	206.5	1:30.957	19	33.674	31.698	24.600	208.8	1:29.972
9	34.038	31.779	24.820	207.6	1:30.637	20	34.292	38.559	24.749	208.4	1:37.600
10	34.121	31.677	24.820	207.6	1:30.618						
11	34.065	31.951	25.290	207.6	1:31.306						

### 21 PROVENZANO

ITA

ADM Motorsport

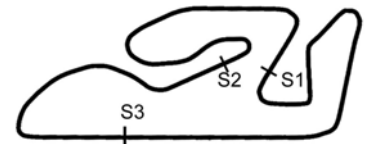
1	13:25.444	36.711	27.008	203.3	14:29.163	11	34.782	32.133	25.102	205.7	1:32.017
2	37.081	33.880	26.010	203.7	1:36.971	12	34.310	31.838	25.710	206.5	1:31.858
3	35.847	32.629	25.562	205.7	1:34.038	13	35.379	32.905	31.322		1:39.606 Pit
4	35.287	32.890	25.573	208.4	1:33.750	14	4:34.150	32.061	25.140	206.1	5:31.351
5	37.045	33.021	25.382	206.8	1:35.448	15	34.474	31.926	24.934	206.8	1:31.334
6	44.840	32.696	25.226	205.7	1:42.762	16	35.653	32.519	25.282	206.1	1:33.454
7	34.971	31.967	31.950		1:38.888 Pit	17	35.041	32.182	32.513		1:39.736 Pit
8	5:01.882	32.137	25.245	206.1	5:59.264	18	4:42.304	36.404	25.281	207.2	5:43.989
9	35.044	31.582	24.900	206.5	1:31.526	19	34.437	31.682	24.771	205.3	1:30.890
10	34.309	31.729	25.059	206.1	1:31.097						

### 22 CALIENDO

ITA

ADM Motorsport

1	13:52.184	38.980	29.484	169.0	15:00.648	4	34.909	32.430	25.838	200.3	1:33.177
2	39.876	35.988	35.589		1:51.453 Pit						
3	3:34.736	33.294	27.308	204.5	4:35.338						



Weather/Track: Sun 24°/Dry 32°

Circuit Length - 4.005 kilometres  
Circuit Ricardo Tormo  
Valencia

Printed at 10:22, Friday, 18 May, 2007

© MST Systems Ltd, 2005 (www.mstworld.com)

Page 5

# International Formula Master

## Free Practice 1 - Sector Analysis Report

Lap S1 Time S1 Spd S2 Time S2 Spd S3 Time S3 Spd Lap Time Pit Lap S1 Time S1 Spd S2 Time S2 Spd S3 Time S3 Spd Lap Time Pit

### 23 ISOHELLA

FIN

Team Soderman

1	12:29.786	34.953	40.460	13:45.199	Pit	13	6:33.411	32.142	25.094	207.2	7:30.647	
2	2:46.427	32.477	25.536	206.1	3:44.440	14	34.434	31.640	24.975	206.8	1:31.049	
3	34.709	31.342	24.958	207.6	1:31.009	15	34.395	31.690	24.889	207.6	1:30.974	
4	34.121	31.629	24.942	207.6	1:30.692	16	34.210	31.593	24.922	208.4	1:30.725	
5	35.034	31.339	24.875	206.8	1:31.248	17	35.052	31.730	24.938	208.8	1:31.720	
6	34.326	31.409	24.795	208.0	1:30.530	18	35.148	32.216	25.071	208.8	1:32.435	
7	35.797	32.345	25.265	208.0	1:33.407	19	34.681	32.842	25.232	208.4	1:32.755	
8	36.170	33.122	25.291	207.6	1:34.583	20	34.507	31.984	25.109	208.0	1:31.600	
9	34.375	31.532	25.046	207.2	1:30.953	21	34.425	31.978	25.096	207.6	1:31.499	
10	35.042	31.675	24.951	208.4	1:31.668	22	34.769	37.662	39.784		1:52.215	Pit
11	35.118	31.960	25.327	206.8	1:32.405							
12	35.320	32.656	35.142		1:43.118	Pit						

### 24 LLOBEL

ESP

Cram Competition

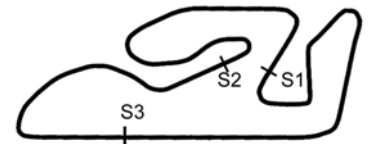
1	17:11.353	35.394	26.376	202.2	18:13.123	11	33.782	31.428	24.591	209.3	1:29.801	
2	35.153	31.679	24.927	207.6	1:31.759	12	33.903	31.446	24.679	207.6	1:30.028	
3	33.662	31.676	26.540	194.2	1:31.878	13	33.731	31.311	30.846		1:35.888	Pit
4		1:04.858		209.7	1:29.404	14	3:53.245	34.781	26.726	206.8	4:54.752	
5	33.489	32.431	29.858	208.0	1:35.778	15	37.737	32.425	24.583	211.7	1:34.745	
6	33.686	31.534	24.622	206.5	1:29.842	16	34.574	31.279	24.535	209.7	1:30.388	
7	33.620	31.306	24.550	206.1	1:29.476	17	33.515	30.854	24.379	208.4	1:28.748	
8	33.808	31.415	29.905		1:35.128	Pit	33.328		24.383	208.4	1:28.830	
9	8:11.610	31.467	24.591	208.0	9:07.668	19	33.426	31.586	24.533	209.7	1:29.545	
10	33.582	31.268	25.037	206.5	1:29.887							

### 25 D'AMBROSIO

BEL

Cram Competition

1	15:14.535	32.431	25.371	204.5	16:12.337	11	33.939	32.029	30.636		1:36.604	Pit
2	34.535	31.377	24.710	207.2	1:30.622	12	7:43.000	32.506	25.058	206.1	8:40.564	
3	33.435	31.563	25.402	205.3	1:30.400	13	33.928	31.197	24.691	207.6	1:29.816	
4	33.416	31.148	24.625	207.2	1:29.189	14	33.570	31.108	24.611	207.6	1:29.289	
5	33.268	31.094	24.699	207.2	1:29.061	15	33.223	31.043	24.792	204.5	1:29.058	
6	34.148	32.542	24.902	198.8	1:31.592	16	33.571	33.624	25.436	207.6	1:32.631	
7	35.586	31.305	31.066		1:37.957	Pit	33.590	31.352	24.520	207.2	1:29.462	
8	7:03.552	31.943	25.128	206.8	8:00.623	18	33.469	33.138	27.225	206.5	1:33.832	
9	33.817	31.368	24.647	208.8	1:29.832							
10	33.598	31.335	24.987	206.8	1:29.920							



Weather/Track: Sun 24°/Dry 32°

Circuit Length - 4.005 kilometres  
Circuit Ricardo Tormo  
Valencia

Printed at 10:22, Friday, 18 May, 2007

© MST Systems Ltd, 2005 (www.mstworld.com)

Page 6



# International Formula Master

## Free Practice 1 - Sector Analysis Report

Lap S1 Time S1 Spd S2 Time S2 Spd S3 Time S3 Spd Lap Time Pit Lap S1 Time S1 Spd S2 Time S2 Spd S3 Time S3 Spd Lap Time Pit

### 26 AVILA

MAC				Cram Competition					
1	16:45.286	33.334	25.568 208.0	17:44.188	11	34.084	31.771	25.102 208.0	1:30.957
2	34.855	31.634	24.896 210.1	1:31.385	12	34.304	31.876	29.369	1:35.549 Pit
3	34.406	31.358	24.918 208.4	1:30.682	13	8:18.694	32.849	25.161 206.1	9:16.704
4	34.093	31.343	24.882 208.0	1:30.318	14	34.139	31.230	24.690 206.1	1:30.059
5	34.727	31.405	24.828 208.0	1:30.960	15	33.883	31.211	24.614 207.6	1:29.708
6	35.376	31.424	24.800 208.0	1:31.600	16	33.616	31.427	24.464 208.4	1:29.507
7	34.621	31.622	29.006	1:35.249 Pit	17	33.903	31.261	24.656 208.0	1:29.820
8	3:53.844	31.687	25.124 207.2	4:50.655	18	33.936	31.269	24.609 207.6	1:29.814
9	34.838	31.496	25.084 206.8	1:31.418	19	33.743	31.817	24.738 207.6	1:30.298
10	34.351	31.594	24.905 206.8	1:30.850					

### 27 GRAVES

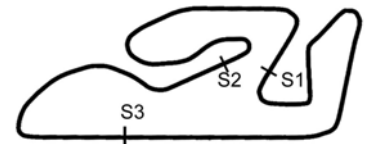
GBR				Team JVA					
1	12:42.720	35.985	26.940 205.3	13:45.645	12	4:45.964	32.212	25.129 206.8	5:43.305
2	36.653	34.161	25.726 204.1	1:36.540	13	34.115	31.590	25.129 207.6	1:30.834
3	36.355	32.680	32.310	1:41.345 Pit	14	34.739	32.087	31.560	1:38.386 Pit
4	3:51.595	33.700	25.693 207.6	4:50.988	15	4:42.212	32.460	25.379 208.4	5:40.051
5	34.939	34.343	25.136 208.4	1:34.418	16	34.836	31.415	24.693 207.6	1:30.944
6	36.027	32.047	24.932 207.6	1:33.006	17	33.934	31.602	24.592 209.7	1:30.128
7	35.016	31.751	24.920 207.2	1:31.687	18	33.635	31.450	24.832 209.3	1:29.917
8	34.320	31.931	24.892 208.0	1:31.143	19	33.764	31.374	25.020 207.6	1:30.158
9	35.901	31.824	25.060 207.2	1:32.785	20	37.296	32.393	33.191	1:42.880 Pit
10	34.232	31.566	24.963 208.0	1:30.761					
11	37.675	33.931	32.370	1:43.976 Pit					

### 28 BARNES

GBR				Team JVA					
1	13:05.409	34.031	26.575 203.7	14:06.015	7	35.302	31.337	24.978 207.6	1:31.617
2	36.112	32.267	25.833 205.7	1:34.212	8	34.195	31.207	24.955 206.5	1:30.357
3	35.363	31.903	25.241 204.5	1:32.507	9	33.894	32.017	24.872 206.8	1:30.783
4	34.627	31.776	25.221 203.7	1:31.624	10	34.145	31.401	24.838 207.2	1:30.384
5	34.618	31.735	31.262	1:37.615 Pit	11	34.490	40.963	42.851	1:58.304 Pit
6	7:08.363	33.585	26.262 205.7	8:08.210					

### 29 CECOTTO JR

VEN				Ombra Racing					
1	10:51.237	34.580	26.247 202.6	11:52.064	7	30:58.804	32.093	24.977 206.8	31:55.874
2	35.659	32.378	26.644 204.9	1:34.681	8	34.260	32.244	25.028 205.7	1:31.532
3	36.180	31.851	25.439 205.3	1:33.470	9	34.446	31.808	24.896 206.1	1:31.150
4	34.268	31.835	25.589 201.8	1:31.692	10	34.119	31.788	24.803 206.1	1:30.710
5	33.851	31.503	24.853 206.5	1:30.207					
6	36.032	37.048	35.436	1:48.516 Pit					



Weather/Track: Sun 24°/Dry 32°

Circuit Length - 4.005 kilometres  
Circuit Ricardo Tormo  
Valencia

Printed at 10:22, Friday, 18 May, 2007

© MST Systems Ltd, 2005 (www.mstworld.com)

Page 7

# International Formula Master

## Free Practice 1 - Sector Analysis Report

Lap S1 Time S1 Spd S2 Time S2 Spd S3 Time S3 Spd Lap Time Pit Lap S1 Time S1 Spd S2 Time S2 Spd S3 Time S3 Spd Lap Time Pit

### 30 MUERMANS

NED

Ombra Racing

1	11:24.100	33.909	26.866	201.4	12:24.875	11	35.112	31.836	25.269	203.7	1:32.217
2	36.237	32.447	25.534	201.8	1:34.218	12	34.423	31.875	24.894	205.3	1:31.192
3	35.000	31.648	25.116	202.6	1:31.764	13	34.050	31.822	26.125	204.5	1:31.997
4	34.031	31.722	25.288	203.3	1:31.041	14	36.343	33.004	32.095		1:41.442 Pit
5	33.929	31.728	25.547	199.6	1:31.204	15	10:24.514	32.082	25.296	204.5	11:21.892
6	34.946	32.963	25.005	205.7	1:32.914	16	34.448	32.245	25.470	204.9	1:32.163
7	34.020	31.581	24.929	205.3	1:30.530	17	34.534	31.885	25.160	204.9	1:31.579
8	34.407	32.266	25.533	204.9	1:32.206	18	34.353	32.328	25.122	205.3	1:31.803
9	36.642	32.201	30.115		1:38.958 Pit	19	34.446	33.841	25.572	205.3	1:33.859
10	7:06.456	31.904	25.380	204.9	8:03.740						

### 31 PERSIANI

ITA

Scuderia Fama

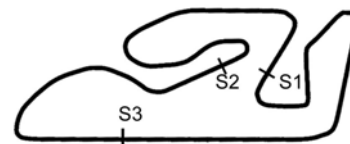
1	12:47.236	38.498	28.780	189.4	13:54.514	12	33.637	33.033	30.880		1:37.550 Pit
2	39.759	36.004	27.418	201.4	1:43.181	13	3:38.041	32.407	28.380	205.7	4:38.828
3	39.222	33.954	26.009	208.8	1:39.185	14	34.243	31.381	25.050	206.5	1:30.674
4	38.976	34.268	26.573	208.0	1:39.817	15	34.046	31.647	24.775	207.6	1:30.468
5	33.681	31.368	24.831	207.2	1:29.880	16	34.456	31.999	29.363		1:35.818 Pit
6	33.527	31.153	25.027	207.6	1:29.707	17	3:48.017	34.847	27.456	207.2	4:50.320
7	34.080	31.829	29.392		1:35.301 Pit	18	34.098	31.721	24.954	208.0	1:30.773
8	4:30.712	33.078	25.603	206.8	5:29.393	19	33.970	32.320	25.170	208.4	1:31.460
9	33.949	31.131	24.963	207.6	1:30.043	20	34.206	31.773	25.352	208.0	1:31.331
10	33.594	31.250	24.841	206.8	1:29.685	21	34.051	31.831	25.160	207.2	1:31.042
11	33.634	31.349	24.750	208.0	1:29.733						

### 32 TORRE

ITA

Scuderia Fama

1	13:08.456	35.424	28.042	203.3	14:11.922	12	33.990	31.307	24.821	208.0	1:30.118
2	38.967	33.901	27.636	194.5	1:40.504	13	34.129	31.560	24.752	207.2	1:30.441
3	38.016	34.935	26.137	206.1	1:39.088	14	34.170	31.652	24.855	208.8	1:30.677
4	35.101	31.957	31.618		1:38.676 Pit	15	34.748	32.059	31.278		1:38.085 Pit
5	4:24.624	31.738	24.886	208.0	5:21.248	16	3:37.118	33.317	25.461	207.2	4:35.896
6	34.940	31.438	24.942	208.8	1:31.320	17	34.390	31.322	24.882	206.8	1:30.594
7	34.566	31.567	25.110	207.2	1:31.243	18	34.185	31.508	24.667	208.4	1:30.360
8	34.215	31.786	30.819		1:36.820 Pit	19	33.906	31.426	24.908	208.0	1:30.240
9	4:28.496	34.533	25.740	206.5	5:28.769	20	34.239	31.660	24.786	206.5	1:30.685
10	34.585	32.539	25.111	208.4	1:32.235	21	34.198	31.946	25.169	206.8	1:31.313
11	33.949	31.161	24.906	207.6	1:30.016						



Weather/Track: Sun 24°/Dry 32°

Circuit Length - 4.005 kilometres  
Circuit Ricardo Tormo  
Valencia

Printed at 10:22, Friday, 18 May, 2007

© MST Systems Ltd, 2005 (www.mstworld.com)

Page 8

# International Formula Master

## Free Practice 1 - Sector Analysis Report

Lap S1 Time S1 Spd S2 Time S2 Spd S3 Time S3 Spd Lap Time Pit Lap S1 Time S1 Spd S2 Time S2 Spd S3 Time S3 Spd Lap Time Pit

### 33 DE BRUIJN

NED

ADM Motorsport

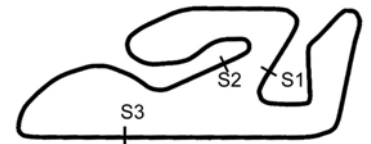
1	13:32.019	37.870	30.292	179.1	14:40.181	11	7:42.449	46.555	38.591	133.6	9:07.595
2	37.125	32.460	25.495	205.3	1:35.080	12	43.536	33.808	25.157	206.5	1:42.501
3	35.751	31.843	24.864	209.3	1:32.458	13	34.260	31.558	24.891	206.1	1:30.709
4	34.211	31.831	29.013		1:35.055 Pit	14	33.833	31.514	24.799	206.5	1:30.146
5	4:57.173	31.897	24.958	206.8	5:54.028	15	33.965	31.472	24.752	206.8	1:30.189
6	34.592	31.530	24.957	206.5	1:31.079	16	33.814	32.213	25.045	206.8	1:31.072
7	34.046	31.662	24.924	206.8	1:30.632	17	34.247	31.937	25.014	207.2	1:31.198
8	34.252	31.823	25.139	207.2	1:31.214	18	34.348	31.894	25.012	207.6	1:31.254
9	33.784	31.728	24.953	207.2	1:30.465	19	34.236	32.346	34.952		1:41.534 Pit
10	35.629	32.414	31.766		1:39.809 Pit						

### 34 SCHRAML

GER

ADM Motorsport

1	13:44.650	36.646	40.377		15:01.673 Pit	9	34.809	32.398	33.204		1:40.411 Pit
2	3:12.377	33.168	26.466	206.5	4:12.011	10	7:24.730	32.686	25.651	204.1	8:23.067
3	35.595	32.977	26.543	203.7	1:35.115	11	35.849	32.752	25.962	204.9	1:34.563
4	35.561	32.950	34.555		1:43.066 Pit	12	34.955	32.306	25.395	205.7	1:32.656
5	6:23.146	32.929	25.928	202.6	7:22.003	13	34.964	32.529	25.544	205.3	1:33.037
6	34.969	32.300	25.972	203.0	1:33.241	14	36.026	32.630	32.834		1:41.490 Pit
7	35.174	32.596	25.813	204.9	1:33.583						
8	35.488	33.128	25.759	204.9	1:34.375						



Weather/Track: Sun 24°/Dry 32°

Circuit Length - 4.005 kilometres  
Circuit Ricardo Tormo  
Valencia

Printed at 10:22, Friday, 18 May, 2007

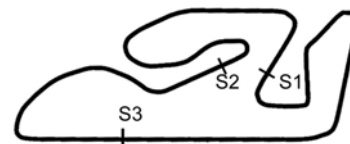
© MST Systems Ltd, 2005 (www.mstworld.com)

Page 9

# International Formula Master

## Free Practice 1 - Best Sector Speeds Report

SECTOR 1	SECTOR 2	SECTOR 3	
POS	NO	SPEED	LAP
NO SPEED TRAP AVAILABLE	NO SPEED TRAP AVAILABLE		
	24	LLOBEL	211.7 15
	4	CAMPOS HUL	211.3 10
	5	MAULINI	211.3 4
	9	PUGLISI	211.3 5
	2	FREY	210.9 6
	11	BELLUARDO	210.9 15
	6	CANTELLI JR	210.5 15
	26	AVILA	210.1 2
	16	GOETZ	209.7 8
	19	RAGUES	209.7 21
	27	GRAVES	209.7 17
	3	ANNALA	209.3 3
	20	PETROV	209.3 17
	33	DE BRUIJN	209.3 3
	15	GATTO	208.8 7
	23	ISOHELLA	208.8 17
	25	D'AMBROSIO	208.8 9
	31	PERSIANI	208.8 3
	32	TORRE	208.8 6
	7	VAN DER DRI	208.4 12
	14	TERRANOVA	208.4 13
	21	PROVENZANO	208.4 4
	8	ANDERSEN	208.0 3
	10	PAVONI	208.0 12
	12	SANCHEZ LOP	208.0 4
	28	BARNES	207.6 7
	29	CECOTTO JR	206.8 7
	34	SCHRAML	206.5 2
	30	MUERMANS	205.7 6
	18	COSTA	205.3 6
	22	CALIENDO	204.5 3



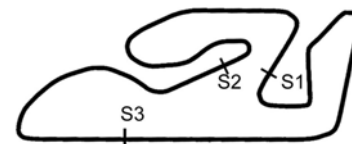
Weather/Track: Sun 24°/Dry 32°

Circuit Length - 4.005 kilometres  
Circuit Ricardo Tormo  
Valencia

## International Formula Master Free Practice 1 - Best Sector Times Report

POS	SECTOR 1			SECTOR 2			SECTOR 3			NO	NAME	IDEAL/BEST LAP COMPARISON			DIFF
	NO	TIME	LAP	NO	TIME	LAP	NO	TIME	LAP			IDEAL	BEST	LAP	
1	25	33.223	15	2	30.839	12	24	24.379	17	24	LLOBEL	1:28.561	1:28.748	17	+ 0.187
2	16	33.274	17	24	30.854	17	16	24.431	15	16	GOETZ	1:28.704	1:29.359	16	+ 0.655
3	24	33.328	18	8	30.894	9	19	24.455	12	25	D'AMBROSI	1:28.786	1:29.058	15	+ 0.272
4	15	33.330	16	16	30.999	13	15	24.458	16	15	GATTO	1:28.794	1:28.794	16	+ 0.000
5	19	33.336	13	15	31.006	16	26	24.464	16	8	ANDERSEN	1:28.861	1:28.861	9	+ 0.000
6	8	33.379	9	25	31.043	15	12	24.504	22	19	RAGUES	1:28.881	1:29.068	13	+ 0.187
7	3	33.413	12	19	31.090	12	14	24.512	17	2	FREY	1:28.963	1:28.999	12	+ 0.036
8	7	33.432	12	3	31.104	12	25	24.520	17	3	ANNALA	1:29.158	1:29.211	12	+ 0.053
9	14	33.468	19	31	31.131	9	2	24.555	12	14	TERRANOVA	1:29.162	1:29.719	19	+ 0.557
10	9	33.479	10	9	31.156	10	20	24.572	16	26	AVILA	1:29.291	1:29.507	16	+ 0.216
11	31	33.527	6	32	31.161	11	8	24.588	9	7	VAN DER DR	1:29.356	1:29.419	12	+ 0.063
12	2	33.569	13	14	31.182	16	27	24.592	17	31	PERSIANI	1:29.408	1:29.685	10	+ 0.277
13	6	33.581	11	28	31.207	8	4	24.639	14	9	PUGLISI	1:29.459	1:29.616	10	+ 0.157
14	4	33.599	14	26	31.211	15	3	24.641	13	4	CAMPOS HU	1:29.462	1:29.770	13	+ 0.308
15	26	33.616	16	4	31.224	12	7	24.665	12	12	SANCHEZ LO	1:29.545	1:29.934	22	+ 0.389
16	27	33.635	18	7	31.259	13	32	24.667	18	27	GRAVES	1:29.601	1:29.917	18	+ 0.316
17	20	33.674	19	6	31.299	10	18	24.714	6	20	PETROV	1:29.616	1:29.730	17	+ 0.114
18	12	33.684	23	23	31.339	5	6	24.741	11	6	CANTELLI J	1:29.621	1:29.757	10	+ 0.136
19	33	33.784	9	12	31.357	6	31	24.750	11	32	TORRE	1:29.734	1:30.016	11	+ 0.282
20	5	33.843	17	20	31.370	15	33	24.752	15	28	BARNES	1:29.939	1:30.357	8	+ 0.418
21	29	33.851	5	27	31.374	19	21	24.771	19	33	DE BRUIJN	1:30.008	1:30.146	14	+ 0.138
22	28	33.894	9	10	31.375	8	23	24.795	6	5	MAULINI	1:30.081	1:30.250	15	+ 0.169
23	32	33.906	19	5	31.441	15	5	24.797	15	29	CECOTTO JR	1:30.157	1:30.207	5	+ 0.050
24	30	33.929	5	18	31.453	6	11	24.799	6	23	ISOHELLA	1:30.255	1:30.530	6	+ 0.275
25	11	34.036	9	33	31.472	15	29	24.803	10	11	BELLUARDO	1:30.314	1:30.576	6	+ 0.262
26	10	34.115	8	11	31.479	6	9	24.824	9	18	COSTA	1:30.317	1:30.508	6	+ 0.191
27	23	34.121	4	29	31.503	5	28	24.838	10	10	PAVONI	1:30.389	1:30.501	8	+ 0.112
28	18	34.150	7	30	31.581	7	30	24.894	12	30	MUERMANS	1:30.404	1:30.530	7	+ 0.126
29	21	34.309	10	21	31.582	9	10	24.899	11	21	PROVENZAN	1:30.662	1:30.890	19	+ 0.228
30	34	34.809	9	34	32.300	6	34	25.395	12	34	SCHRAML	1:32.504	1:32.656	12	+ 0.152
31	22	34.909	4	22	32.430	4	22	25.838	4	22	CALIENDO	1:33.177	1:33.177	4	+ 0.000

'Perfect Lap' - 1:28.441



Circuit Length - 4.005 kilometres  
Circuit Ricardo Tormo  
Valencia

Weather/Track: Sun 24°/Dry 32°

## International Formula Master FREE PRACTICE 2

POS	NO	CL	DRIVER	NAT	TEAM	TIME	LAPS	GAP	KPH
1	16		Maximilian GOETZ	GER	ISR	1:30.379	15		159.52
2	12		Pablo SANCHEZ LOPEZ	MEX	Alan Racing	1:30.586	23	0.207	159.16
3	24		Arturo LLOBEL	ESP	Cram Competition	1:30.599	17	0.220	159.14
4	8		Kasper ANDERSEN	DEN	J.D. Motorsport	1:30.607	10	0.228	159.12
5	19		Pierre RAGUES	FRA	Euronova Racing	1:30.783	20	0.404	158.81
6	29		Johnny CECOTTO JR	VEN	Ombra Racing	1:30.799	25	0.420	158.79
7	7		Chris VAN DER DRIFT	NZL	J.D. Motorsport	1:30.808	12	0.429	158.77
8	15		Salvatore GATTO	ITA	Alan Racing	1:30.840	19	0.461	158.71
9	32		Massimo TORRE	ITA	Scuderia Fama	1:30.962	11	0.583	158.50
10	9		Marcello PUGLISI	ITA	Promotorsport	1:30.971	16	0.592	158.49
11	31		Luca PERSIANI	ITA	Scuderia Fama	1:30.989	21	0.610	158.45
12	18		Alberto COSTA	ITA	Euronova Racing	1:31.151	7	0.772	158.17
13	25		Jerome D'AMBROSIO	BEL	Cram Competition	1:31.312	18	0.933	157.89
14	28		Jon BARNES	GBR	Team JVA	1:31.426	16	1.047	157.70
15	14		Giuseppe TERRANOVA	ITA	Alan Racing	1:31.502	9	1.123	157.57
16	11		Ignazio BELLUARDO	ITA	Promotorsport	1:31.709	20	1.330	157.21
17	27		Tor GRAVES	GBR	Team JVA	1:31.747	18	1.368	157.15
18	2		Rahel FREY	SUI	Jenzer Motorsport	1:31.755	13	1.376	157.13
19	6		Claudio CANTELLI JR	BRA	J.D. Motorsport	1:31.853	15	1.474	156.96
20	10		Mattia PAVONI	ITA	Promotorsport	1:31.886	16	1.507	156.91
21	3		Juho ANNALA	FIN	Jenzer Motorsport	1:32.038	9	1.659	156.65
22	21		Frankie PROVENZANO	ITA	ADM Motorsport	1:32.072	14	1.693	156.59
23	26		Rodolfo AVILA	MAC	Cram Competition	1:32.228	14	1.849	156.33
24	20		Vitaly PETROV	RUS	Euronova Racing	1:32.401	11	2.022	156.03
25	4		Oliver CAMPOS HULL	ESP	Iris Project	1:32.409	16	2.030	156.02
26	30		Dominick MUERMANS	NED	Ombra Racing	1:32.643	23	2.264	155.63
27	34		Dominik SCHRAML	GER	ADM Motorsport	1:32.654	15	2.275	155.61
28	22		Michele CALIENDO	ITA	ADM Motorsport	1:32.869	17	2.490	155.25
29	33		Nick DE BRUIJN	NED	ADM Motorsport	1:33.021	6	2.642	154.99
30	5		Nicolas MAULINI	SUI	Iris Project	1:33.198	16	2.819	154.70
31	23		Sami ISOHELLA	FIN	Team Soderman	1:33.679	18	3.300	153.90

Weather/Track: Sun 29°/Dry 52°

Valencia  
Circuit Length = 4.0050 km.  
Start: 13:15 End: 14:00

Race Director:	Steward:	Timekeeper:
----------------	----------	-------------

# International Formula Master

## Free Practice 1 - Sector Analysis Report

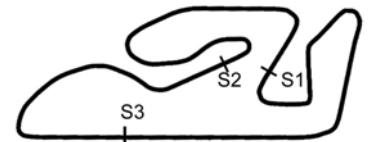
Lap S1 Time S1 Spd S2 Time S2 Spd S3 Time S3 Spd Lap Time Pit Lap S1 Time S1 Spd S2 Time S2 Spd S3 Time S3 Spd Lap Time Pit

2 FREY				SUI Jenzer Motorsport					
1	13:19.752	37.576	28.345 200.0	14:25.673	8	34.592	31.841	25.332 206.5	1:31.765
2	35.665	32.522	25.752 201.1	1:33.939	9	34.558	32.021	25.236 206.1	1:31.815
3	34.790	32.417	25.910 197.0	1:33.117	10	34.626	32.966	25.629 205.3	1:33.221
4	41.715	39.472	34.710	1:55.897 Pit	11	35.110	32.672	25.434 206.8	1:33.216
5	5:00.041	38.549	25.510 207.2	6:04.100	12	40.396	45.047	38.422 150.2	2:03.865
6	34.804	32.036	25.253 204.1	1:32.093	13	46.721	37.881	33.908	1:58.510 Pit
7	34.484	31.961	25.310 206.1	1:31.755					

3 ANNALA				FIN Jenzer Motorsport					
1	16:44.092	33.386	25.771 203.3	17:43.249	6	5:46.601	33.386	25.823 204.5	6:45.810
2	34.986	32.397	25.269 204.1	1:32.652	7	34.803	32.284	25.359 206.5	1:32.446
3	34.599	32.192	25.735 203.7	1:32.526	8	34.823	32.305	25.362 206.1	1:32.490
4	34.722	32.001	25.315 204.5	1:32.038	9	34.478	32.510	36.748	1:43.736 Pit
5	38.144	33.393	34.174	1:45.711 Pit					

4 CAMPOS HULL				ESP Iris Project					
1	11:28.739	35.462	26.531 200.7	12:30.732	10	35.246	32.454	35.252	1:42.952 Pit
2	36.366	32.270	25.284 207.6	1:33.920	11	20:26.013	32.724	26.055 205.7	21:24.792
3	35.175	32.372	25.509 208.8	1:33.056	12	35.395	38.303	25.409 208.4	1:39.107
4	34.967	32.488	26.380 208.4	1:33.835	13	34.915	32.302	25.192 207.6	1:32.409
5	36.726	36.776	25.812 205.3	1:39.314	14	35.063	33.065	25.369 207.6	1:33.497
6	35.072	32.399	25.608 211.7	1:33.079	15	36.966	32.789	25.363 205.7	1:35.118
7	35.250	33.089	25.450 207.2	1:33.789	16	35.047	32.442	25.380 208.4	1:32.869
8	34.943	33.955	25.886 206.5	1:34.784					
9	34.688	32.531	25.564 207.6	1:32.783					

5 MAULINI				SUI Iris Project					
1	14:16.497	33.736	26.363 203.7	15:16.596	10	35.340	32.778	25.441 207.2	1:33.559
2	35.181	32.772	25.400 201.8	1:33.353	11	41.486	35.121	40.858	1:57.465 Pit
3	35.441	33.028	25.472 204.1	1:33.941	12	5:01.487	33.825	25.818 206.5	6:01.130
4	35.592	33.054	25.358 204.5	1:34.004	13	36.441	33.192	25.793 204.5	1:35.426
5	35.531	33.781	35.372	1:44.684 Pit	14	36.914	33.417	25.755 206.8	1:36.086
6	6:21.503	36.246	26.484 199.2	7:24.233	15	35.271	33.391	25.947 204.9	1:34.609
7	35.633	32.817	25.501 206.5	1:33.951	16	36.286	33.316	39.193	1:48.795 Pit
8	34.973	32.716	25.509 206.1	1:33.198					
9	35.671	32.964	25.533 205.7	1:34.168					



Weather/Track: Sun 29°/Dry 52°

Circuit Length - 4.005 kilometres  
Circuit Ricardo Tormo  
Valencia

# International Formula Master

## Free Practice 1 - Sector Analysis Report

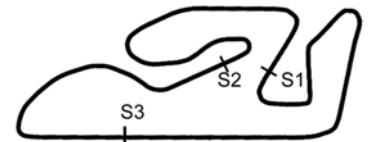
Lap S1 Time S1 Spd S2 Time S2 Spd S3 Time S3 Spd Lap Time Pit Lap S1 Time S1 Spd S2 Time S2 Spd S3 Time S3 Spd Lap Time Pit

6 CANTELLI JR				BRA		J.D. Motorsport					
1	18:13.981	38.145	25.941	207.2	19:18.067	9	8:10.155	32.786	25.622	206.1	9:08.563
2	34.566	32.168	25.213	210.1	1:31.947	10	35.535	32.771	25.234	207.2	1:33.540
3	35.153	32.129	25.248	208.4	1:32.530	11	34.434	32.231	25.273		1:31.938
4	34.747	32.266	25.293		1:32.306	12	35.605	33.459	31.255		1:40.319 Pit
5	34.308	32.866	31.661		1:38.835 Pit	13	3:57.110	32.352	25.293		4:54.755
6	4:28.825	32.524	25.143		5:26.492	14	34.726	32.053	25.214		1:31.993
7	34.410	32.256	25.187		1:31.853	15	34.649	32.349	25.200		1:32.198
8	34.538	31.987	31.361		1:37.886 Pit						

7 VAN DER DRIFT				NZL		J.D. Motorsport					
1	16:15.730	36.262	27.414	201.4	17:19.406	8	14:25.836	34.976	26.764	202.2	15:27.576
2	37.257	34.281	26.578	198.8	1:38.116	9	34.489	32.002	25.040	203.3	1:31.531
3	35.878	33.018	25.678	202.6	1:34.574	10	34.015	31.782	25.011	203.3	1:30.808
4	34.731	32.190	25.359		1:32.280	11	35.996	36.942	25.080	205.3	1:38.018
5	36.896	32.851	34.316		1:44.063 Pit	12	36.873	33.762	32.877		1:43.512 Pit
6	6:56.952	37.696	26.016	204.1	8:00.664						
7	38.365	32.456	29.592		1:40.413 Pit						

8 ANDERSEN				DEN		J.D. Motorsport					
1	19:09.427	40.544	39.064		20:29.035 Pit	7	34.304	31.979	25.037	191.4	1:31.320
2	20:57.174	36.155	25.938	206.5	21:59.267	8	34.140	31.998	24.946		1:31.084
3	34.250	31.374	24.983	204.1	1:30.607	9	35.096	32.160	25.120		1:32.376
4	46.580	46.645	25.200	194.2	1:58.425	10	35.665	32.007	25.041	194.2	1:32.713
5	34.185	39.981	25.735	192.8	1:39.901						
6	34.276	31.822	25.782	203.3	1:31.880						

9 PUGLISI				ITA		Promotorsport					
1	11:01.051	33.795	26.290	201.4	12:01.136	10	35.710	32.447	25.364	204.9	1:33.521
2	34.795	32.289	25.750	201.4	1:32.834	11	34.363	32.267	30.354		1:36.984 Pit
3	34.698	32.376	25.714	208.0	1:32.788	12	6:21.036	33.358	26.769	207.2	7:21.163
4	35.602	32.397	25.345	204.9	1:33.344	13	34.086	31.840	25.045	206.5	1:30.971
5	34.549	32.583	25.295	204.1	1:32.427	14	36.238	35.725	33.991		1:45.954 Pit
6	34.952	32.772	25.246	205.3	1:32.970	15	3:58.507	32.018	25.253	207.6	4:55.778
7	34.702	32.231	25.509	205.7	1:32.442	16	34.390	32.652	37.286		1:44.328 Pit
8	34.867	32.523	30.967		1:38.357 Pit						
9	6:18.554	32.698	25.858	199.6	7:17.110						



Weather/Track: Sun 29° / Dry 52°

Circuit Length - 4.005 kilometres  
Circuit Ricardo Tormo  
Valencia



# International Formula Master

## Free Practice 1 - Sector Analysis Report

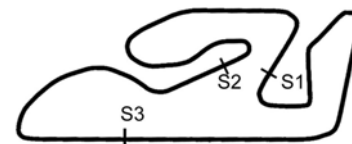
Lap S1 Time S1 Spd S2 Time S2 Spd S3 Time S3 Spd Lap Time Pit Lap S1 Time S1 Spd S2 Time S2 Spd S3 Time S3 Spd Lap Time Pit

10 PAVONI				ITA Promotorsport					
1	11:31.558	33.397	25.879 207.6	12:30.834	10	8:51.343	33.078	25.774 207.2	9:50.195
2	35.038	32.406	25.568 206.1	1:33.012	11	34.614	32.030	25.442 206.8	1:32.086
3	35.130	32.556	25.539 206.1	1:33.225	12	34.329	32.074	25.483 206.8	1:31.886
4	37.455	33.128	25.834 205.3	1:36.417	13	34.419	32.253	25.554 208.8	1:32.226
5	36.158	36.939	26.373 206.1	1:39.470	14	40.642	39.975	27.775 209.7	1:48.392
6	35.580	32.849	25.735 206.5	1:34.164	15	35.076	32.375	25.397 208.4	1:32.848
7	35.672	32.742	26.069 206.5	1:34.483	16	34.950	32.507	33.002	1:40.459 Pit
8	35.235	32.856	26.009 207.2	1:34.100					
9	37.373	33.866	35.285	1:46.524 Pit					

11 BELLUARDO				ITA Promotorsport					
1	10:59.837	35.453	26.447 206.1	12:01.737	12	35.433	33.351	31.277	1:40.061 Pit
2	34.995	32.306	25.348 207.6	1:32.649	13	2:39.959	32.201	25.187 205.3	3:37.347
3	35.667	32.689	25.361 206.1	1:33.717	14	37.179	34.199	25.465 205.7	1:36.843
4	35.989	32.812	25.436 205.3	1:34.237	15	36.862	34.135	25.518 206.8	1:36.515
5	34.928	32.670	25.457 206.1	1:33.055	16	34.664	32.183	25.403 206.1	1:32.250
6	34.945	32.749	25.356 205.3	1:33.050	17	34.565	32.062	25.082 207.2	1:31.709
7	35.278	32.679	31.649	1:39.606 Pit	18	34.834		57.355	1:32.189
8	8:43.440	35.520	34.523	9:53.483 Pit	19				1:32.393
9	3:29.521	36.304	26.294 205.3	4:32.119	20				1:59.797 Pit
10	34.953	36.964	30.043 205.7	1:41.960					
11	34.748	32.174	25.267 208.4	1:32.189					

12 SANCHEZ LOPEZ				MEX Alan Racing					
1	10:45.249	33.844	25.493 201.8	11:44.586	13	35.209	32.491	30.120	1:37.820 Pit
2	35.110	32.279	25.232 203.3	1:32.621	14	7:25.069	37.912	28.333 206.5	8:31.314
3	34.671	32.031	25.152 203.7	1:31.854	15	34.354	31.933	24.794 206.8	1:31.081
4	34.893	32.195	25.098 203.0	1:32.186	16	34.213	32.029	24.598 208.4	1:30.840
5	34.885	32.195	25.001 204.5	1:32.081	17	39.973	38.902	26.296 206.5	1:45.171
6	34.985	32.105	24.944 206.5	1:32.034	18	34.351	32.370	31.652	1:38.373 Pit
7	34.832	32.259	25.016 205.7	1:32.107	19	2:34.151	42.910	31.878 175.6	3:48.939
8	34.908	32.318	25.264 203.7	1:32.490	20	37.847	38.253	25.126 204.9	1:41.226
9	35.098	39.128	27.388 206.1	1:41.614	21	34.192	31.740	24.654 206.1	1:30.586
10	34.976	32.439	25.237 207.2	1:32.652	22	34.071	32.179	24.967 207.6	1:31.217
11	34.804	32.239	25.122 204.9	1:32.165	23	37.012	36.648	25.479 206.8	1:39.139
12	35.155	32.373	24.890 206.5	1:32.418					

14 TERRANOVA				ITA Alan Racing					
1	13:13.764	33.354	26.968 202.6	14:14.086	6	35.545	32.862	24.931 208.0	1:33.338
2	34.893	32.081	25.182 203.7	1:32.156	7	34.608	33.082	25.803 205.7	1:33.493
3	34.535	31.928	25.039 206.5	1:31.502	8	34.642	32.188	25.155 207.2	1:31.985
4	34.979	32.961	26.025 207.2	1:33.965	9	35.217	32.630	33.448	1:41.295 Pit
5	34.687	32.581	25.941 206.8	1:33.209					



Weather/Track: Sun 29°/Dry 52°

Circuit Length - 4.005 kilometres  
Circuit Ricardo Tormo  
Valencia

Printed at 14:06, Friday, 18 May, 2007

© MST Systems Ltd, 2005 (www.mstworld.com)

Page 3

# International Formula Master

## Free Practice 1 - Sector Analysis Report

Lap S1 Time S1 Spd S2 Time S2 Spd S3 Time S3 Spd Lap Time Pit Lap S1 Time S1 Spd S2 Time S2 Spd S3 Time S3 Spd Lap Time Pit

### 15 GATTO

### ITA

### Alan Racing

1	10:59.222	34.867	29.627	171.9	12:03.716	11	41.990	34.608	25.100	205.7	1:41.698
2	40.691	36.861	26.071	203.7	1:43.623	12	34.454	31.784	24.833	206.1	1:31.071
3	34.623	31.883	27.415	204.1	1:33.921	13	33.912	31.925	25.064	206.8	1:30.901
4	34.474	32.279	26.463	201.4	1:33.216	14	39.455	34.331	34.184		1:47.970 Pit
5	34.917	31.964	25.315	208.4	1:32.196	15	2:37.201	33.854	25.126	206.1	3:36.181
6	35.362	32.031	25.210	205.7	1:32.603	16	34.101	31.893	24.846	206.5	1:30.840
7	34.517	32.305	24.986	206.5	1:31.808	17	34.287	35.294	25.607	205.7	1:35.188
8	34.136	31.993	25.120	205.7	1:31.249	18	36.068	32.595	24.886	207.6	1:33.549
9	35.809	32.592	33.294		1:41.695 Pit	19	35.369	33.476	33.389		1:42.234 Pit
10	13:43.522	37.657	31.838	163.8	14:53.017						

### 16 GOETZ

### GER

### ISR

1	11:39.542	33.067	25.479	203.3	12:38.088	9	33.946	31.817	24.824	206.8	1:30.587
2	35.003	31.978	25.144	205.7	1:32.125	10	34.136	31.788	30.961		1:36.885 Pit
3	35.107	32.697	25.278	204.1	1:33.082	11	6:20.874	32.183	25.048	205.7	7:18.105
4	34.524	32.113	33.206		1:39.843 Pit	12	33.934	32.054	24.918	206.5	1:30.906
5	4:01.133	32.482	25.241	204.9	4:58.856	13	34.681	32.078	24.810	207.6	1:31.569
6	34.511	31.827	24.777	206.5	1:31.115	14	34.008	31.959	24.948	207.6	1:30.915
7	33.881	31.607	24.891	207.2	1:30.379	15	34.581	32.280	31.075		1:37.936 Pit
8	33.871	32.727	25.402	206.1	1:32.000						

### 18 COSTA

### ITA

### Euronova Racing

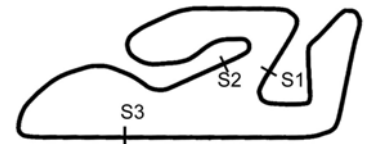
1	12:34.614	32.704	25.540	202.2	13:32.858	5	34.318	31.951	25.045	205.3	1:31.314
2	34.682	31.733	25.203	203.0	1:31.618	6	34.225	32.018	25.163	210.5	1:31.406
3	34.433	31.685	25.033	204.5	1:31.151	7	34.758	31.907	32.699		1:39.364 Pit
4	34.419	31.927	25.011	204.1	1:31.357						

### 19 RAGUES

### FRA

### Euronova Racing

1	14:02.569	35.990	27.362	201.4	15:05.921	12	34.463	31.889	24.974	206.1	1:31.326
2	38.831	36.590	26.276	203.3	1:41.697	13	34.720	32.467	25.858	205.3	1:33.045
3	35.164	32.095	25.049	203.3	1:32.308	14	34.303	31.766	24.902	205.7	1:30.971
4	34.608	32.535	25.390	202.2	1:32.533	15	34.982	37.767	29.969	205.7	1:42.718
5	34.772	32.293	25.156	204.9	1:32.221	16	36.130	33.991	25.218	206.8	1:35.339
6	34.680	32.103	25.115	203.3	1:31.898	17	34.345	31.922	25.078	206.5	1:31.345
7	34.794	32.328	30.759		1:37.881 Pit	18	34.214	31.895	25.596	206.1	1:31.705
8	4:48.195	32.901	25.389	203.7	5:46.485	19	34.219	31.755	24.809	206.1	1:30.783
9	34.794	32.206	25.139	204.9	1:32.139	20	34.986	32.753	30.932		1:38.671 Pit
10	34.887	32.381	29.942		1:37.210 Pit						
11	7:20.588	33.842	25.382	205.7	8:19.812						



Weather/Track: Sun 29°/Dry 52°

Circuit Length - 4.005 kilometres  
Circuit Ricardo Tormo  
Valencia

Printed at 14:06, Friday, 18 May, 2007

© MST Systems Ltd, 2005 (www.mstworld.com)

Page 4

# International Formula Master

## Free Practice 1 - Sector Analysis Report

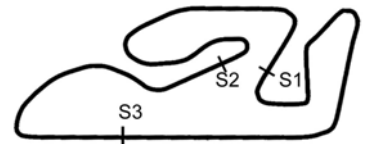
Lap S1 Time S1 Spd S2 Time S2 Spd S3 Time S3 Spd Lap Time Pit Lap S1 Time S1 Spd S2 Time S2 Spd S3 Time S3 Spd Lap Time Pit

20 PETROV				RUS Euronova Racing						
1	10:45.073	34.869	27.561 203.3	11:47.503	7	34.979	32.516	25.264	204.1	1:32.759
2	34.860	32.210	25.331 203.7	1:32.401	8	35.550	35.004	29.937		1:40.491 Pit
3	35.185	44.118	27.300 205.7	1:46.603	9	11:52.947	32.860	25.585	204.1	12:51.392
4	35.244	32.218	29.918	1:37.380 Pit	10	35.047	33.019	25.492	202.2	1:33.558
5	8:15.394	38.652	27.123 202.6	9:21.169	11	34.748	32.621	29.162		1:36.531 Pit
6	35.247	32.734	25.370 203.3	1:33.351						

21 PROVENZANO				ITA ADM Motorsport						
1	10:50.022	36.088	25.590 201.4	11:51.700	9	7:10.820	32.585	25.531	204.5	8:08.936
2	35.136	32.355	25.384 203.0	1:32.875	10	34.810	32.542	25.239	206.1	1:32.591
3	34.873	32.364	25.183 203.0	1:32.420	11	34.829	32.667	25.442	205.3	1:32.938
4	34.686	32.363	25.276 203.0	1:32.325	12	35.232	32.763	32.040		1:40.035 Pit
5	36.344	32.892	25.485 203.3	1:34.721	13	14:50.443	32.923	25.437	202.6	15:48.803
6	35.116	32.410	25.230 203.0	1:32.756	14	34.546	32.044	25.482	204.5	1:32.072
7	34.898	32.458	25.411 205.3	1:32.767						
8	35.745	32.796	34.589	1:43.130 Pit						

22 CALIENDO				ITA ADM Motorsport						
1	24:53.549	35.202	26.340 198.5	25:55.091	10	5:32.215	34.217	26.548	202.2	6:32.980
2	35.833	33.086	25.918 198.5	1:34.837	11	35.385	32.805	25.575	202.6	1:33.765
3	35.708	33.105	26.233 197.8	1:35.046	12	35.097	32.868	25.449	201.8	1:33.414
4	35.364	33.476	25.913 200.0	1:34.753	13	35.345	33.018	25.796	202.2	1:34.159
5	35.584	34.205	25.881 199.6	1:35.670	14	35.064	32.729	25.705	202.2	1:33.498
6	35.743	33.133	26.030 202.2	1:34.906	15	35.410	33.552	25.692	203.0	1:34.654
7	35.825	33.828	25.923 205.7	1:35.576	16	35.510	32.830	25.391	202.2	1:33.731
8	35.166	33.208	25.833 203.7	1:34.207	17	34.922	32.628	25.319	202.6	1:32.869
9	35.540	33.159	32.868	1:41.567 Pit						

23 ISOHELLA				FIN Team Soderman						
1	16:38.179	34.136	26.068 201.1	17:38.383	11	6:15.649	32.933	25.472	206.5	7:14.054
2	36.200	33.542	25.529 202.6	1:35.271	12	37.803	33.094	25.405	204.9	1:36.302
3	35.574	34.793	25.533 203.7	1:35.900	13	1:13.663	40.923	31.666	206.1	2:26.252
4	37.535	33.303	25.569 204.9	1:36.407	14	36.441	33.308	25.860	204.1	1:35.609
5	35.573	32.767	25.543 205.7	1:33.883	15	35.802	32.934	25.540	205.3	1:34.276
6	35.800	34.554	25.556 208.0	1:35.910	16	35.535	32.782	25.564	204.9	1:33.881
7	35.243	32.768	35.256	1:43.267 Pit	17	36.125	32.657	25.660	206.1	1:34.442
8	5:18.023	33.256	25.672 205.7	6:16.951	18	38.133	34.691	25.631	206.8	1:38.455
9	35.782	32.398	25.499 206.8	1:33.679						
10	35.268	32.776	36.483	1:44.527 Pit						



Weather/Track: Sun 29° / Dry 52°

Circuit Length - 4.005 kilometres  
Circuit Ricardo Tormo  
Valencia

# International Formula Master

## Free Practice 1 - Sector Analysis Report

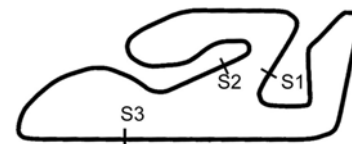
Lap S1 Time S1 Spd S2 Time S2 Spd S3 Time S3 Spd Lap Time Pit Lap S1 Time S1 Spd S2 Time S2 Spd S3 Time S3 Spd Lap Time Pit

24 LLOBEL				ESP Cram Competition					
1	11:06.973	34.729	26.359 203.0	12:08.061	10	4:01.328	31.970	24.958 204.9	4:58.256
2	36.887	35.954	28.106 194.9	1:40.947	11	34.561	32.245	24.920 205.3	1:31.726
3	38.504	36.136	25.797 203.3	1:40.437	12	34.442	32.031	24.919 206.8	1:31.392
4	37.916	34.563	25.701 202.6	1:38.180	13	34.243	31.828	30.067	1:36.138 Pit
5	35.141	32.864	25.057 204.9	1:33.062	14	4:40.543	32.324	25.039 207.2	5:37.906
6	34.351	32.854	25.279 204.1	1:32.484	15	34.432	31.364	24.803 209.3	1:30.599
7	34.436	32.162	25.605 206.5	1:32.203	16	1:09.719	32.041	25.230 207.6	2:06.990
8	34.492	31.880	24.960 204.9	1:31.332	17	34.237	31.882	31.863	1:37.982 Pit
9	34.713	32.048	30.656	1:37.417 Pit					

25 D'AMBROSIO				BEL Cram Competition					
1	11:10.523	34.353	26.959 199.2	12:11.835	11	34.605	32.895	31.743	1:39.243 Pit
2	37.140	33.504	27.529 194.9	1:38.173	12	10:29.911	32.351	25.198 205.7	11:27.460
3	38.159	33.653	26.484 185.5	1:38.296	13	34.484	31.911	25.056 204.1	1:31.451
4	39.335	36.318	36.771	1:52.424 Pit	14	34.459	32.195	25.069 206.1	1:31.723
5	3:43.486	32.647	36.144	4:52.277 Pit	15	34.661	32.238	26.855 206.8	1:33.754
6	1:08.733	31.958	25.073 203.0	2:05.764	16	34.913	32.527	25.284 205.3	1:32.724
7	34.871	31.992	25.183 206.5	1:32.046	17	34.523	32.261	25.074 205.7	1:31.858
8	34.265	32.046	25.001 206.8	1:31.312	18	34.804	33.006	30.541	1:38.351 Pit
9	34.432	32.398	25.109 206.5	1:31.939					
10	34.460	32.239	25.125 203.7	1:31.824					

26 AVILA				MAC Cram Competition					
1	11:12.460	33.588	26.730 205.7	12:12.778	9	35.049	32.813	25.505 206.1	1:33.367
2	36.811	33.909	26.531 203.3	1:37.251	10	35.644	32.291	25.481 207.6	1:33.416
3	37.974	34.443	25.790 204.5	1:38.207	11	35.236	32.413	25.389 206.8	1:33.038
4	34.931	32.300	25.423 202.6	1:32.654	12	35.802	33.097	29.876	1:38.775 Pit
5	34.818	32.129	25.281 204.9	1:32.228	13	12:40.877	32.832	25.340 206.5	13:39.049
6	35.012	32.362	25.233 205.7	1:32.607	14	34.965	32.582	25.110 206.1	1:32.657
7	34.862	32.126	34.286	1:41.274 Pit					
8	11:06.513	32.606	25.386 206.1	12:04.505					

27 GRAVES				GBR Team JVA					
1	12:27.156	37.642	29.387 189.1	13:34.185	11	34.624	32.350	25.545 207.2	1:32.519
2	39.040	35.538	26.333 203.0	1:40.911	12	34.555	32.061	25.131 208.8	1:31.747
3	35.602	34.687	29.638 170.0	1:39.927	13	37.136	33.673	31.418	1:42.227 Pit
4	40.825	36.333	25.960 202.6	1:43.118	14	5:04.225	34.663	25.899 204.9	6:04.787
5	35.306	36.863	27.757 203.7	1:39.926	15	34.637	32.162	25.356 204.9	1:32.155
6	35.347	32.353	25.458 207.2	1:33.158	16	34.999	32.442	25.154 206.5	1:32.595
7	34.898	32.304	25.293 206.1	1:32.495	17	34.713	31.962	25.224 208.0	1:31.899
8	34.729	32.247	25.257 206.8	1:32.233	18	37.538	37.663	34.338	1:49.539 Pit
9	38.861	33.749	33.811	1:46.421 Pit					
10	7:02.197	32.908	25.550 206.1	8:00.655					



Weather/Track: Sun 29° / Dry 52°

Circuit Length - 4.005 kilometres  
Circuit Ricardo Tormo  
Valencia

Printed at 14:06, Friday, 18 May, 2007

© MST Systems Ltd, 2005 (www.mstworld.com)

Page 6

# International Formula Master

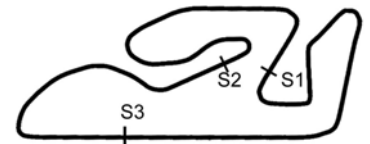
## Free Practice 1 - Sector Analysis Report

Lap S1 Time S1 Spd S2 Time S2 Spd S3 Time S3 Spd Lap Time Pit Lap S1 Time S1 Spd S2 Time S2 Spd S3 Time S3 Spd Lap Time Pit

28 BARNES				GBR		Team JVA					
1	11:00.392	36.312	27.472	202.6	12:04.176	10	35.148	32.438	25.475	205.3	1:33.061
2	35.753	32.695	25.738	202.6	1:34.186	11	34.938	32.218	25.274	205.7	1:32.430
3	35.562	32.506	25.477	203.0	1:33.545	12	35.924	32.664	31.953		1:40.541 Pit
4	35.099	32.569	32.092		1:39.760 Pit	13	3:36.776	36.171	26.450	204.9	4:39.397
5	6:21.512	33.316	26.748	205.3	7:21.576	14	34.817	31.686	24.923	206.1	1:31.426
6	35.679	32.547	25.474	205.7	1:33.700	15	34.517	32.809	29.501	207.2	1:36.827
7	34.910	32.231	25.415	205.3	1:32.556	16	34.561	32.240	25.163	205.3	1:31.964
8	35.102	32.685	31.372		1:39.159 Pit						
9	11:36.513	32.826	25.639	206.5	12:34.978						

29 CECOTTO JR				VEN		Ombra Racing					
1	11:15.381	33.044	25.539	203.3	12:13.964	14	34.852	32.955	25.733	204.5	1:33.540
2	35.892	33.003	26.215	204.1	1:35.110	15	37.116	32.826	25.813	204.5	1:35.755
3	34.703	32.953	25.383	204.9	1:33.039	16	35.406	32.873	31.386		1:39.665 Pit
4	34.585	32.637	25.526	203.7	1:32.748	17	2:57.771	32.916	25.543	204.9	3:56.230
5	34.946	32.293	25.285	204.5	1:32.524	18	34.218	31.748	24.833	204.5	1:30.799
6	35.616	32.557	25.435	203.7	1:33.608	19	34.204	31.927	24.760	203.7	1:30.891
7	34.642	32.460	25.615	203.3	1:32.717	20	35.304	40.237	26.454	204.1	1:41.995
8	34.937	32.809	25.388	203.3	1:33.134	21	34.131	31.964	25.255	203.7	1:31.350
9	35.066	32.752	25.390	203.7	1:33.208	22	34.017	31.846	25.005	205.7	1:30.868
10	35.080	32.845	25.450	204.1	1:33.375	23	43.186	33.319	25.025	204.9	1:41.530
11	35.045	32.892	25.359	203.7	1:33.296	24	37.416	33.173	26.029	202.6	1:36.618
12	35.062	32.877	31.796		1:39.735 Pit	25	35.932	32.835	32.249		1:41.016 Pit
13	4:07.030	32.885	25.820	199.6	5:05.735						

30 MUERMANS				NED		Ombra Racing					
1	11:16.414	33.278	25.971	202.2	12:15.663	13	36.202	33.392	25.921	203.3	1:35.515
2	36.153	32.717	28.638	194.5	1:37.508	14	36.141	33.398	26.319	204.1	1:35.858
3	40.391	32.586	26.700	202.2	1:39.677	15	36.482	33.864	32.593		1:42.939 Pit
4	36.227	34.031	26.415	203.0	1:36.673	16	2:24.574	33.031	25.365	206.1	3:22.970
5	35.825	37.187	26.331	200.7	1:39.343	17	36.579	32.941	25.454	204.5	1:34.974
6	35.951	33.116	25.844	203.3	1:34.911	18	35.425	34.149	25.615	204.1	1:35.189
7	36.454	34.021	25.774	204.5	1:36.249	19	34.923	32.494	25.256	203.0	1:32.673
8	35.847	33.037	25.849	203.3	1:34.733	20	34.514	32.350	25.882	203.0	1:32.746
9	52.242	37.193	26.209	204.1	1:55.644	21	34.968	32.320	25.355	203.3	1:32.643
10	36.635	34.202	33.001		1:43.838 Pit	22	35.740	32.640	25.282	204.1	1:33.662
11	6:32.963	33.435	26.866	203.0	7:33.264	23	37.049	33.879	36.408		1:47.336 Pit
12	36.543	33.418	25.908	203.3	1:35.869						



Weather/Track: Sun 29° / Dry 52°

Circuit Length - 4.005 kilometres  
Circuit Ricardo Tormo  
Valencia

# International Formula Master

## Free Practice 1 - Sector Analysis Report

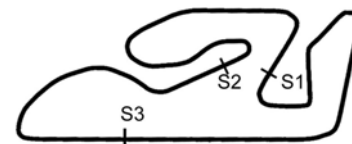
Lap S1 Time S1 Spd S2 Time S2 Spd S3 Time S3 Spd Lap Time Pit Lap S1 Time S1 Spd S2 Time S2 Spd S3 Time S3 Spd Lap Time Pit

31 PERSIANI				ITA Scuderia Fama						
1	10:58.066	35.390	27.979 173.9	12:01.435	12	35.289	32.473	30.619	1:38.381	Pit
2	39.775	34.125	26.711 203.0	1:40.611	13	3:23.186	36.962	26.076 207.2	4:26.224	
3	36.582	33.017	26.202 205.3	1:35.801	14	37.573	34.470	25.804 204.5	1:37.847	
4	35.870	33.934	25.747 204.1	1:35.551	15	34.296	31.805	25.148 206.5	1:31.249	
5	34.922	32.513	25.655 203.3	1:33.090	16	34.073	31.789	25.127 206.1	1:30.989	
6	37.011	32.604	30.758	1:40.373	Pit	17	34.112	51.707	27.322 205.7	1:53.141
7	6:35.242	32.642	27.526 204.9	7:35.410	18	37.274	37.385	26.653 204.5	1:41.312	
8	35.092	32.479	25.598 206.5	1:33.169	19	34.509	32.051	25.089 206.5	1:31.649	
9	34.913	32.486	25.478 204.5	1:32.877	20	34.418	31.789	25.031 206.5	1:31.238	
10	35.563	32.631	29.586	1:37.780	Pit	21	34.429	32.098	25.090 205.7	1:31.617
11	4:06.281	32.877	25.739 204.5	5:04.897						

32 TORRE				ITA Scuderia Fama						
1	33:51.253	34.379	27.272 203.0	34:52.904	7	5:16.990	33.061	25.340 204.9	6:15.391	
2	38.340	35.029	27.072 204.5	1:40.441	8	34.979	32.084	24.805 204.1	1:31.868	
3	36.396	32.610	25.565 203.0	1:34.571	9	34.289	31.849	24.824 206.1	1:30.962	
4	35.277	32.845	25.478 204.9	1:33.600	10	34.496	32.101	25.032 206.5	1:31.629	
5	35.059	32.720	25.531 203.0	1:33.310	11	34.571	31.842	28.325 205.3	1:34.738	
6	40.677	33.987	31.769	1:46.433	Pit					

33 DE BRUIJN				NED ADM Motorsport						
1	11:28.923	33.963	26.165 201.8	12:29.051	5	35.117	33.069	25.666 203.7	1:33.852	
2	35.239	32.289	25.493 204.5	1:33.021	6	36.532	35.949	39.046	1:51.527	Pit
3	35.331	32.566	25.541 203.7	1:33.438						
4	35.562	33.483	26.576 202.6	1:35.621						

34 SCHRAML				GER ADM Motorsport						
1	11:11.548	34.074	26.860 200.3	12:12.482	9	34.994	32.381	25.279 205.3	1:32.654	
2	36.112	33.277	26.083 203.7	1:35.472	10	34.922	32.778	25.384 204.5	1:33.084	
3	35.626	34.263	25.625 202.6	1:35.514	11	35.634	32.824	33.241	1:41.699	Pit
4	35.163	32.434	25.448 204.9	1:33.045	12	5:55.411	35.063	37.015	7:07.489	Pit
5	35.789	32.813	25.521 203.7	1:34.123	13	58.002	32.400	25.845 202.6	1:56.247	
6	35.782	32.591	32.006	1:40.379	Pit	14	34.761	32.571	25.821 201.1	1:33.153
7	9:53.498	34.215	26.277 203.3	10:53.990	15	35.535	32.716	41.020	1:49.271	Pit
8	35.418	32.915	25.597 204.9	1:33.930						



Weather/Track: Sun 29° / Dry 52°

Circuit Length - 4.005 kilometres  
Circuit Ricardo Tormo  
Valencia

Printed at 14:06, Friday, 18 May, 2007

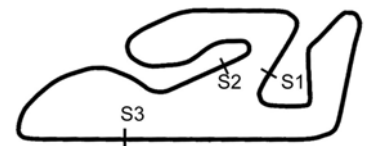
© MST Systems Ltd, 2005 (www.mstworld.com)

Page 8

# International Formula Master

## Free Practice 1 - Best Sector Speeds Report

SECTOR 1		SECTOR 2		SECTOR 3				
POS	NO	SPEED	TRAP	AVAILABLE	NO	NAME	SPEED	LAP
					4	CAMPOS HUL	211.7	6
					18	COSTA	210.5	6
					6	CANTELLI JR	210.1	2
					10	PAVONI	209.7	14
					24	LLOBEL	209.3	15
					27	GRAVES	208.8	12
					11	BELLUARDO	208.4	11
					12	SANCHEZ LOP	208.4	16
					15	GATTO	208.4	5
					9	PUGLISI	208.0	3
					14	TERRANOVA	208.0	6
					23	ISOHELLA	208.0	6
					16	GOETZ	207.6	13
					26	AVILA	207.6	10
					2	FREY	207.2	5
					5	MAULINI	207.2	10
					28	BARNES	207.2	15
					31	PERSIANI	207.2	13
					19	RAGUES	206.8	16
					25	D'AMBROSIO	206.8	8
					3	ANNALA	206.5	7
					8	ANDERSEN	206.5	2
					32	TORRE	206.5	10
					21	PROVENZANO	206.1	10
					30	MUERMANS	206.1	16
					20	PETROV	205.7	3
					22	CALIENDO	205.7	7
					29	CECOTTO JR	205.7	22
					7	VAN DER DRI	205.3	11
					34	SCHRAML	205.3	9
					33	DE BRUIJN	204.5	2



Weather/Track: Sun 29°/Dry 52°

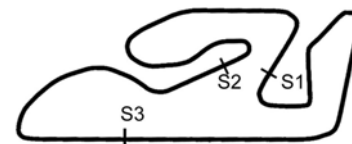
Circuit Length - 4.005 kilometres  
Circuit Ricardo Tormo  
Valencia



## International Formula Master Free Practice 1 - Best Sector Times Report

POS	SECTOR 1			SECTOR 2			SECTOR 3			NO	NAME	IDEAL/BEST LAP COMPARISON			DIFF
	NO	TIME	LAP	NO	TIME	LAP	NO	TIME	LAP			IDEAL	BEST	LAP	
1	16	33.871	8	24	31.364	15	12	24.598	16	16	GOETZ	1:30.255	1:30.379	7	+ 0.124
2	15	33.912	13	8	31.374	3	29	24.760	19	24	LLOBEL	1:30.404	1:30.599	15	+ 0.195
3	7	34.015	10	16	31.607	7	16	24.777	6	12	SANCHEZ LO	1:30.409	1:30.586	21	+ 0.177
4	29	34.017	22	18	31.685	3	24	24.803	15	8	ANDERSEN	1:30.460	1:30.607	3	+ 0.147
5	12	34.071	22	28	31.686	14	32	24.805	8	29	CECOTTO JR	1:30.525	1:30.799	18	+ 0.274
6	31	34.073	16	12	31.740	21	19	24.809	19	15	GATTO	1:30.529	1:30.840	16	+ 0.311
7	9	34.086	13	29	31.748	18	15	24.833	12	19	RAGUES	1:30.778	1:30.783	19	+ 0.005
8	8	34.140	8	19	31.755	19	28	24.923	14	7	VAN DER DR	1:30.808	1:30.808	10	+ 0.000
9	19	34.214	18	7	31.782	10	14	24.931	6	31	PERSIANI	1:30.893	1:30.989	16	+ 0.096
10	18	34.225	6	15	31.784	12	8	24.946	8	18	COSTA	1:30.921	1:31.151	3	+ 0.230
11	24	34.237	17	31	31.789	16	25	25.001	8	32	TORRE	1:30.936	1:30.962	9	+ 0.026
12	25	34.265	8	9	31.840	13	7	25.011	10	9	PUGLISI	1:30.971	1:30.971	13	+ 0.000
13	32	34.289	9	2	31.841	8	18	25.011	4	28	BARNES	1:31.126	1:31.426	14	+ 0.300
14	6	34.308	5	32	31.842	11	31	25.031	20	25	D'AMBROSI	1:31.177	1:31.312	8	+ 0.135
15	10	34.329	12	25	31.911	13	9	25.045	13	14	TERRANOVA	1:31.394	1:31.502	3	+ 0.108
16	3	34.478	9	14	31.928	3	11	25.082	17	6	CANTELLI J	1:31.438	1:31.853	7	+ 0.415
17	2	34.484	7	27	31.962	17	26	25.110	14	2	FREY	1:31.561	1:31.755	7	+ 0.194
18	30	34.514	20	6	31.987	8	27	25.131	12	27	GRAVES	1:31.648	1:31.747	12	+ 0.099
19	28	34.517	15	3	32.001	4	6	25.143	6	11	BELLUARDO	1:31.709	1:31.709	17	+ 0.000
20	14	34.535	3	10	32.030	11	21	25.183	3	3	ANNALA	1:31.748	1:32.038	4	+ 0.290
21	21	34.546	14	21	32.044	14	4	25.192	13	10	PAVONI	1:31.756	1:31.886	12	+ 0.130
22	27	34.555	12	11	32.062	17	2	25.236	9	21	PROVENZAN	1:31.773	1:32.072	14	+ 0.299
23	11	34.565	17	26	32.126	7	30	25.256	19	26	AVILA	1:32.054	1:32.228	5	+ 0.174
24	4	34.688	9	20	32.210	2	20	25.264	7	30	MUERMANS	1:32.090	1:32.643	21	+ 0.553
25	20	34.748	11	4	32.270	2	3	25.269	2	4	CAMPOS HU	1:32.150	1:32.409	13	+ 0.259
26	34	34.761	14	33	32.289	2	34	25.279	9	20	PETROV	1:32.222	1:32.401	2	+ 0.179
27	26	34.818	5	30	32.320	21	22	25.319	17	34	SCHRAML	1:32.421	1:32.654	9	+ 0.233
28	22	34.922	17	34	32.381	9	5	25.358	4	22	CALIENDO	1:32.869	1:32.869	17	+ 0.000
29	5	34.973	8	23	32.398	9	10	25.397	15	33	DE BRUIJN	1:32.899	1:33.021	2	+ 0.122
30	33	35.117	5	22	32.628	17	23	25.405	12	23	ISOHELLA	1:33.046	1:33.679	9	+ 0.633
31	23	35.243	7	5	32.716	8	33	25.493	2	5	MAULINI	1:33.047	1:33.198	8	+ 0.151

'Perfect Lap' - 1:29.833



Weather/Track: Sun 29°/Dry 52°

Circuit Length - 4.005 kilometres  
Circuit Ricardo Tormo  
Valencia



## International Formula Master QUALIFYING

POS	NO	CL	DRIVER	NAT	TEAM	TIME	LAPS	GAP	KPH
1	16		Maximilian GOETZ	GER	ISR	1:29.133	12		161.75
2	15		Salvatore GATTO	ITA	Alan Racing	1:29.400	17	0.267	161.27
3	24		Arturo LLOBEL	ESP	Cram Competition	1:29.425	13	0.292	161.23
4	29		Johnny CECOTTO JR	VEN	Ombra Racing	1:29.665	10	0.532	160.79
5	18		Alberto COSTA	ITA	Euronova Racing	1:29.753	13	0.620	160.64
6	2		Rahel FREY	SUI	Jenzer Motorsport	1:29.767	10	0.634	160.61
7	20		Vitaly PETROV	RUS	Euronova Racing	1:29.786	13	0.653	160.58
8	4		Oliver CAMPOS HULL	ESP	Iris Project	1:29.897	18	0.764	160.38
9	8		Kasper ANDERSEN	DEN	J.D. Motorsport	1:29.933	10	0.800	160.31
10	31		Luca PERSIANI	ITA	Scuderia Fama	1:30.002	12	0.869	160.19
11	25		Jerome D'AMBROSIO	BEL	Cram Competition	1:30.030	6	0.897	160.14
12	32		Massimo TORRE	ITA	Scuderia Fama	1:30.088	12	0.955	160.04
13	3		Juho ANNALA	FIN	Jenzer Motorsport	1:30.093	10	0.960	160.03
14	14		Giuseppe TERRANOVA	ITA	Alan Racing	1:30.108	16	0.975	160.00
15	19		Pierre RAGUES	FRA	Euronova Racing	1:30.146	12	1.013	159.94
16	12		Pablo SANCHEZ LOPEZ	MEX	Alan Racing	1:30.185	13	1.052	159.87
17	30		Dominick MUERMANS	NED	Ombra Racing	1:30.409	14	1.276	159.47
18	27		Tor GRAVES	GBR	Team JVA	1:30.412	11	1.279	159.47
19	6		Claudio CANTELLI JR	BRA	J.D. Motorsport	1:30.452	14	1.319	159.39
20	23		Sami ISOHELLA	FIN	Team Soderman	1:30.463	16	1.330	159.38
21	26		Rodolfo AVILA	MAC	Cram Competition	1:30.477	16	1.344	159.35
22	9		Marcello PUGLISI	ITA	Promotorsport	1:30.477	15	1.344	159.35
23	7		Chris VAN DER DRIFT	NZL	J.D. Motorsport	1:30.598	5	1.465	159.14
24	5		Nicolas MAULINI	SUI	Iris Project	1:30.714	12	1.581	158.93
25	21		Frankie PROVENZANO	ITA	ADM Motorsport	1:30.756	9	1.623	158.86
26	11		Ignazio BELLUARDO	ITA	Promotorsport	1:30.920	12	1.787	158.57
27	33		Nick DE BRUIJN	NED	ADM Motorsport	1:31.107	13	1.974	158.25
28	10		Mattia PAVONI	ITA	Promotorsport	1:31.290	13	2.157	157.93
29	34		Dominik SCHRAML	GER	ADM Motorsport	1:31.835	12	2.702	156.99
30	22		Michele CALIENDO	ITA	ADM Motorsport	1:32.898	13	3.765	155.20
31	28		Jon BARNES	GBR	Team JVA	1:33.080	4	3.947	154.89

QUALIFICATION MAXIMA 1:35.372

Weather/Track: Sun 28°/Dry 33°

Valencia  
Circuit Length = 4.0050 km.  
Start: 17:30 End: 18:07

Race Director:	Steward:	Timekeeper:
----------------	----------	-------------

# International Formula Master Qualifying 1 - Sector Analysis Report

Lap S1 Time S1 Spd S2 Time S2 Spd S3 Time S3 Spd Lap Time Pit Lap S1 Time S1 Spd S2 Time S2 Spd S3 Time S3 Spd Lap Time Pit

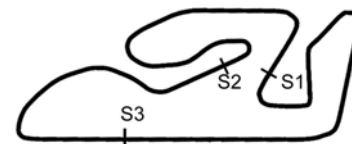
2 FREY				SUI Jenzer Motorsport					
1	17:12.143	37.287	28.875 204.5	18:18.305	7	33.700	31.192	24.875 205.3	1:29.767
2	34.361	31.239	24.939 206.5	1:30.539	8	44.334	51.531	27.008 204.9	2:02.873
3	34.087	32.956	25.322 205.3	1:32.365	9	36.004	31.690	25.142 204.9	1:32.836
4	33.862	31.515	25.036 205.3	1:30.413	10	34.049	31.649	38.010	1:43.708 Pit
5	16:55.027	32.696	25.233 206.5	17:52.956					
6	33.990	31.419	24.842 206.5	1:30.251					

3 ANNALA				FIN Jenzer Motorsport					
1	11:58.755	34.794	26.154 204.1	12:59.703	7	34.218	31.816	25.047 205.7	1:31.081
2	34.783	32.138	25.241 205.3	1:32.162	8	35.628	32.626	35.455	1:43.709 Pit
3	34.406	31.837	26.600 206.5	1:32.843	9	6:21.581	32.819	25.437 204.5	7:19.837
4	34.024	31.664	25.026 206.5	1:30.714	10	33.795	31.413	24.885 205.7	1:30.093
5	33.945	31.743	25.074 206.1	1:30.762					
6	33.992	33.767	26.137 206.1	1:33.896					

4 CAMPOS HULL				ESP Iris Project					
1	11:44.056	34.045	26.241 203.7	12:44.342	11	33.773	31.413	24.711 207.6	1:29.897
2	36.141	32.602	25.313 206.8	1:34.056	12	5:36.289	40.078	26.908 205.7	6:43.275
3	34.504	31.650	24.859 208.0	1:31.013	13	34.753	32.265	24.999 206.8	1:32.017
4	34.093	31.629	24.895 207.2	1:30.617	14	34.197	31.912	24.854 209.7	1:30.963
5	35.564	31.941	25.199 206.5	1:32.704	15	35.924	33.886	25.265 208.0	1:35.075
6	34.248	31.690	24.953 205.7	1:30.891	16	34.217	31.658	25.022 209.7	1:30.897
7	33.994	31.688	24.934 204.5	1:30.616	17	34.148	31.673	24.870 210.5	1:30.691
8	34.043	32.012	38.721	1:44.776 Pit	18	40.629	37.280	44.605	2:02.514 Pit
9	5:42.586	33.428	25.594 205.7	6:41.608					
10	34.564	31.469	24.816 207.2	1:30.849					

5 MAULINI				SUI Iris Project					
1	11:51.496	34.454	26.769 203.3	12:52.719	8	34.492	32.931	27.664 206.5	1:35.087
2	35.417	32.369	25.682 206.8	1:33.468	9	34.133	31.653	24.928 208.0	1:30.714
3	34.344	32.212	25.136 206.5	1:31.692	10	36.367	33.051	25.290 208.4	1:34.708
4	34.357	31.866	24.973 205.3	1:31.196	11	34.183	31.790	24.976 208.0	1:30.949
5	34.250	32.023	25.088 205.7	1:31.361	12	35.157	33.023	36.989	1:45.169 Pit
6	35.315	38.761	39.042	1:53.118 Pit					
7	18:04.491	37.184	27.611 204.9	19:09.286					

6 CANTELLI JR				BRA J.D. Motorsport					
1	13:06.186	35.463	27.202 204.5	14:08.851	9	33.656	32.303	25.242 193.2	1:31.201
2	35.647	31.859	25.086	1:32.592	10	39.526	34.729	24.984 208.0	1:39.239
3	34.348	31.896	25.176 206.5	1:31.420	11	40.222	35.451	24.927	1:40.600
4	34.736	32.355	25.253 206.5	1:32.344	12	35.118	34.734	24.982	1:34.834
5	34.034	31.993	25.144 193.8	1:31.171	13	33.713	32.371	25.067 201.8	1:31.151
6	37.242	34.790	40.947	1:52.979 Pit	14	41.226	36.405	41.567	1:59.198 Pit
7	16:23.033	33.881	25.354	17:22.268					
8	34.003	31.536	24.913 206.8	1:30.452					

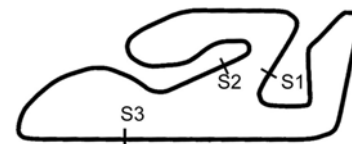


Weather/Track: Sun 28°/Dry 33°

Circuit Length - 4.005 kilometres  
Circuit Ricardo Tormo  
Valencia

# International Formula Master Qualifying 1 - Sector Analysis Report

Lap	S1 Time	S1 Spd	S2 Time	S2 Spd	S3 Time	S3 Spd	Lap Time	Pit	Lap	S1 Time	S1 Spd	S2 Time	S2 Spd	S3 Time	S3 Spd	Lap Time	Pit	
<b>7 VAN DER DRIFT</b> NZL J.D. Motorsport																		
1	17:49.131		40.122		28.602	201.1	18:57.855		4	33.943		36.425		35.818		1:46.186	Pit	
2	34.767		31.854		25.091		1:31.712		5	16:54.517		47.366		48.971		18:30.854	Pit	
3	33.856		31.800		24.942	205.7	1:30.598											
<b>8 ANDERSEN</b> DEN J.D. Motorsport																		
1	17:08.508		38.387		28.810	204.1	18:15.705		7	9:56.198		37.845		25.712	204.9	10:59.755		
2	34.225		31.566		25.009	206.1	1:30.800		8	39.609		37.081		24.944	204.5	1:41.634		
3	34.030		31.503		24.895	203.3	1:30.428		9	34.622		31.262		24.920	200.0	1:30.804		
4	33.864		35.071		24.980	206.1	1:33.915		10	34.309		32.283		36.308		1:42.900	Pit	
5	8:00.151		33.192		25.275	205.3	8:58.618											
6	33.732		31.366		24.835	204.5	1:29.933											
<b>9 PUGLISI</b> ITA Promotorsport																		
1	14:05.840		32.636		25.684	203.7	15:04.160		9	4:57.923		35.133		25.561	207.2	5:58.617		
2	34.565		32.220		25.243	203.3	1:32.028		10	33.898		31.562		25.017	206.1	1:30.477		
3	34.356		31.953		25.100	204.5	1:31.409		11	34.066		31.787		25.022	206.8	1:30.875		
4	34.055		31.873		25.003	204.9	1:30.931		12	42.124		39.735		25.999	206.8	1:47.858		
5	34.235		36.685		25.908	205.3	1:36.828		13	37.903		38.402		27.551	208.0	1:43.856		
6	34.285		32.060		25.125	205.3	1:31.470		14	34.354		32.025		25.781	204.9	1:32.160		
7	8:24.833		32.169		25.205	205.7	9:22.207		15	36.893		33.236		46.975		1:57.104	Pit	
8	34.391		31.561		25.160	205.7	1:31.112											
<b>10 PAVONI</b> ITA Promotorsport																		
1	14:13.840		34.264		26.445	204.9	15:14.549		8	34.538		31.786		25.084	206.1	1:31.408		
2	34.868		32.156		25.304	204.5	1:32.328		9	34.237		31.829		25.224	209.3	1:31.290		
3	35.393		32.245		25.204	206.8	1:32.842		10	43.356		37.928		27.090	206.1	1:48.374		
4	35.027		31.976		25.197	205.3	1:32.200		11	37.744		36.992		25.631	206.8	1:40.367		
5	34.557		32.531		25.103	206.5	1:32.191		12	34.266		31.910		25.180	204.9	1:31.356		
6	34.504		32.111		25.237	203.3	1:31.852		13	35.335		33.539		38.276		1:47.150	Pit	
7	15:38.150		33.056		25.770	206.1	16:36.976											
<b>11 BELLUARDO</b> ITA Promotorsport																		
1							14:03.893		8								1:34.006	
2							1:32.491		9								1:35.799	
3							1:32.111		10								1:35.373	
4							1:46.957	Pit	11								1:31.417	
5							20:32.683		12								1:56.392	Pit
6							1:31.358											
7							1:30.920											



Weather/Track: Sun 28°/Dry 33°

Circuit Length - 4.005 kilometres  
Circuit Ricardo Tormo  
Valencia

Printed at 18:16, Friday, 18 May, 2007

© MST Systems Ltd, 2005 (www.mstworld.com)

Page 2

# International Formula Master Qualifying 1 - Sector Analysis Report

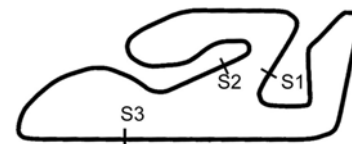
Lap S1 Time S1 Spd S2 Time S2 Spd S3 Time S3 Spd Lap Time Pit Lap S1 Time S1 Spd S2 Time S2 Spd S3 Time S3 Spd Lap Time Pit

12 SANCHEZ LOPEZ				MEX Alan Racing					
1	12:49.818	39.966	26.499 203.3	13:56.283	8	34.865	32.222	24.963 205.3	1:32.050
2	34.517	31.777	24.807 204.5	1:31.101	9	34.162	31.727	24.716 205.3	1:30.605
3	34.118	31.476	24.591 206.5	1:30.185	10	36.966	36.554	24.870 206.5	1:38.390
4	34.127	38.713	32.280 205.7	1:45.120	11	33.906	31.643	24.689 205.3	1:30.238
5	34.087	31.859	25.654 206.1	1:31.600	12	34.182	32.020	25.006 204.5	1:31.208
6	35.045	36.068	33.665	1:44.778 Pit	13	37.129	34.915	45.871	1:57.915 Pit
7	16:54.146	46.267	29.847 203.0	18:10.260					

14 TERRANOVA				ITA Alan Racing					
1	14:23.979	40.074	26.610 203.3	15:30.663	10	5:42.748	42.311	28.626 205.3	6:53.685
2	34.206	32.063	25.033 205.7	1:31.302	11	39.150	39.205	26.019 206.1	1:44.374
3	33.872	32.159	25.157 205.3	1:31.188	12	33.881	31.942	24.762 207.6	1:30.585
4	34.152	42.931	25.264 206.5	1:42.347	13	37.479	36.400	25.570 207.2	1:39.449
5	34.030	32.496	25.320 203.7	1:31.846	14	33.919	31.642	24.547 207.2	1:30.108
6	34.218	31.702	25.185 205.3	1:31.105	15	33.583	31.893	24.897 206.1	1:30.373
7	5:46.093	33.470	25.781 205.7	6:45.344	16	37.158	35.254	52.141	2:04.553 Pit
8	34.222	31.327	24.721 206.1	1:30.270					
9	33.795	31.703	24.762 204.5	1:30.260					

15 GATTO				ITA Alan Racing					
1	13:20.230	35.580	25.345 202.6	14:21.155	10	37.138	37.893	27.382 206.5	1:42.413
2	34.285	31.712	24.897 204.1	1:30.894	11	5:06.850	42.913	29.725 205.7	6:19.488
3	33.819	31.711	25.148 202.6	1:30.678	12	35.573	32.692	24.706 204.5	1:32.971
4	41.029	35.480	25.179 205.3	1:41.688	13	33.957	31.260	24.704 204.1	1:29.921
5	34.083	31.686	24.793 205.7	1:30.562	14	36.758	31.796	24.780 205.7	1:33.334
6	33.862	32.680	34.557	1:41.099 Pit	15	33.776	34.149	26.415 205.3	1:34.340
7	5:40.498	37.836	25.192 203.7	6:43.526	16	34.014	31.678	24.768 206.8	1:30.460
8	33.855	31.216	24.682 203.7	1:29.753	17	37.418	33.461	44.400	1:55.279 Pit
9	33.570	31.195	24.635 204.9	1:29.400					

16 GOETZ				GER ISR					
1	15:10.854	35.732	25.578 206.1	16:12.164	8	33.957	31.341	24.663 206.8	1:29.961
2	33.583	31.290	24.546 207.2	1:29.419	9	35.502	33.181	26.691 207.6	1:35.374
3	33.230	31.263	24.640 208.8	1:29.133	10	33.484	31.556	24.733 206.1	1:29.773
4	34.803	46.615	31.516	1:52.934 Pit	11	33.867	31.585	24.888 205.7	1:30.340
5	17:16.061	32.916	25.017 205.3	18:13.994	12	39.705	32.109	36.626	1:48.440 Pit
6	33.761	31.799	25.364 207.2	1:30.924					
7	33.501	31.927	25.034 206.5	1:30.462					



Weather/Track: Sun 28°/Dry 33°

Circuit Length - 4.005 kilometres  
Circuit Ricardo Tormo  
Valencia

Printed at 18:16, Friday, 18 May, 2007

© MST Systems Ltd, 2005 (www.mstworld.com)

Page 3

# International Formula Master Qualifying 1 - Sector Analysis Report

Lap S1 Time S1 Spd S2 Time S2 Spd S3 Time S3 Spd Lap Time Pit Lap S1 Time S1 Spd S2 Time S2 Spd S3 Time S3 Spd Lap Time Pit

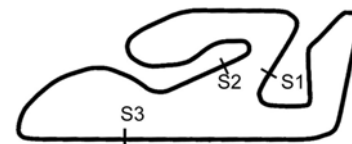
18 COSTA				ITA Euronova Racing							
1		12:08.900	202.2	12:35.040	8	33.814	32.062	34.797	1:40.673 Pit		
2	34.637	32.236	25.269	204.1	1:32.142	9	6:30.012	31.799	25.061	201.8	7:26.872
3	34.350	31.513	24.799	205.7	1:30.662	10	34.260	31.424	24.678	205.3	1:30.362
4	34.129	32.500	32.409	149.3	1:39.038	11	5:42.536	31.657	25.007	206.5	6:39.200
5	45.379	35.952	25.300	204.9	1:46.631	12	34.165	31.548	24.627	207.2	1:30.340
6	34.289	31.460	24.653	205.7	1:30.402	13	34.274	31.538	24.770	204.9	1:30.582
7	33.688	31.352	24.713	204.9	1:29.753						

19 RAGUES				FRA Euronova Racing							
1	17:13.797	37.337	27.890	205.3	18:19.024	8	36.036	33.628	25.503	205.7	1:35.167
2	37.009	33.773	26.224	204.1	1:37.006	9	35.801	35.263	30.322	205.3	1:41.386
3	34.299	31.658	24.933	205.7	1:30.890	10	34.562	32.039	26.086	206.1	1:32.687
4	33.901	31.533	24.712	203.3	1:30.146	11	34.231	31.780	24.865	206.8	1:30.876
5	15:31.192	32.430	25.329	203.0	16:28.951	12	37.393	33.530	38.752		1:49.675 Pit
6	34.460	31.721	24.800	204.9	1:30.981						
7	34.054	31.782	24.828	206.5	1:30.664						

20 PETROV				RUS Euronova Racing							
1	17:29.556	33.855	28.090	204.5	18:31.501	8	34.427	31.981	25.083	206.1	1:31.491
2	34.577	31.841	25.026	207.6	1:31.444	9	36.332	31.609	24.846	204.1	1:32.787
3	36.226	33.246	25.854	206.1	1:35.326	10	38.646	39.886	26.288	205.7	1:44.820
4	33.957	31.700	24.839	205.3	1:30.496	11	33.775	31.863	24.800	205.7	1:30.438
5	8:31.596	32.230	25.240	203.3	9:29.066	12	33.621	31.554	24.611	205.7	1:29.786
6	5:46.834	32.243	25.298	204.1	6:44.375	13	39.892	34.275	37.352		1:51.519 Pit
7	34.180	31.920	25.044	204.9	1:31.144						

21 PROVENZANO				ITA ADM Motorsport							
1	17:25.133	35.710	26.012	202.6	18:26.855	6	36.252	31.927	25.002	204.5	1:33.181
2	35.817	32.878	25.488	203.3	1:34.183	7	34.164	31.756	24.960	205.3	1:30.880
3	34.360	31.932	25.062	204.9	1:31.354	8	38.508	35.807	25.185	204.9	1:39.500
4	34.131	31.732	24.893	204.5	1:30.756	9	34.360	32.936	37.768		1:45.064 Pit
5	16:06.136	37.399	29.239	185.8	17:12.774						

22 CALIENDO				ITA ADM Motorsport							
1	16:01.096	36.287	26.169	202.2	17:03.552	8	35.304	32.856	25.861	202.2	1:34.021
2	35.165	32.531	25.202	203.3	1:32.898	9	35.283	33.025	25.831	201.8	1:34.139
3	34.982	32.239	31.593		1:38.814 Pit	10	38.382	38.191	25.981	203.0	1:42.554
4	8:31.581	35.214	25.878	201.8	9:32.673	11	35.259	34.083	26.155	203.7	1:35.497
5	34.969	32.227	37.856	157.4	1:45.052	12	35.176	33.652	26.558	203.3	1:35.386
6	37.814	33.878	25.654	202.2	1:37.346	13	38.158	35.454	40.765		1:54.377 Pit
7	5:49.943	40.216	29.925	201.8	7:00.084						



Weather/Track: Sun 28°/Dry 33°

Circuit Length - 4.005 kilometres  
Circuit Ricardo Tormo  
Valencia

Printed at 18:16, Friday, 18 May, 2007

© MST Systems Ltd, 2005 (www.mstworld.com)

Page 4

# International Formula Master Qualifying 1 - Sector Analysis Report

Lap S1 Time S1 Spd S2 Time S2 Spd S3 Time S3 Spd Lap Time Pit Lap S1 Time S1 Spd S2 Time S2 Spd S3 Time S3 Spd Lap Time Pit

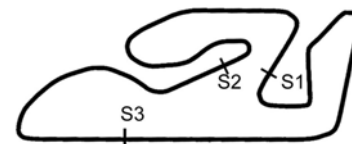
23 ISOHELLA				FIN Team Soderman					
1	12:45.543	33.530	25.817 204.1	13:44.890	10	6:23.592	39.639	25.582 205.3	7:28.813
2	37.425	33.064	25.405 204.9	1:35.894	11	34.933	31.862	25.124 206.5	1:31.919
3	34.768	31.562	24.891 204.9	1:31.221	12	34.048	31.582	24.833 206.8	1:30.463
4	35.440	34.090	26.600 205.7	1:36.130	13	37.112	32.594	25.913 206.8	1:35.619
5	36.798	32.367	25.154 208.0	1:34.319	14	35.480	35.724	25.525 206.1	1:36.729
6	34.195	31.637	25.243 207.2	1:31.075	15	34.369	31.618	25.017 206.8	1:31.004
7	34.353	31.823	24.889 206.5	1:31.065	16	37.577	33.370	41.354	1:52.301 Pit
8	6:52.807	32.879	25.161 205.7	7:50.847					
9	34.356	31.694	24.940 206.8	1:30.990					

24 LLOBEL				ESP Cram Competition					
1	14:24.572	33.317	27.264 201.4	15:25.153	8	34.374	34.753	25.147 205.3	1:34.274
2	35.274	31.536	24.700 206.8	1:31.510	9	33.562	31.350	24.513 206.1	1:29.425
3	33.690	31.554	25.038 209.7	1:30.282	10	34.897	33.365	25.216 207.2	1:33.478
4	33.717	31.536	24.730 207.2	1:29.983	11	34.516	32.074	24.794 206.8	1:31.384
5	34.169	34.789	25.101 205.7	1:34.059	12	33.794	31.679	24.755 206.1	1:30.228
6	33.955	31.537	24.692 205.7	1:30.184	13	37.244	36.787	42.624	1:56.655 Pit
7	16:26.942	32.562	25.315 206.8	17:24.819					

25 D'AMBROSIO				BEL Cram Competition					
1	13:59.843	33.505	26.878 201.4	15:00.226	5	33.754	34.374	26.291 205.7	1:34.419
2	35.703	33.004	25.168 204.9	1:33.875	6	33.843	31.513	24.854 206.1	1:30.210
3	34.312	31.630	25.008 204.9	1:30.950					
4	33.717	31.346	24.967 204.9	1:30.030					

26 AVILA				MAC Cram Competition					
1	13:25.011	32.940	25.484 204.5	14:23.435	10	34.064	31.573	24.840 206.1	1:30.477
2	34.819	32.127	25.040 206.1	1:31.986	11	6:06.744	31.934	33.724 206.5	7:12.402
3	34.235	31.784	25.231 205.7	1:31.250	12	34.431	31.964	24.937 207.2	1:31.332
4	34.619	31.857	25.054 209.3	1:31.530	13	34.166	31.544	24.779 206.8	1:30.489
5	34.839	35.437	34.160 206.5	1:44.436	14	35.910	31.859	24.869 206.5	1:32.638
6	34.472	31.778	24.897 206.1	1:31.147	15	34.761	32.729	25.843 208.4	1:33.333
7	34.171	32.038	32.078	1:38.287 Pit	16	34.599	33.135	32.856	1:40.590 Pit
8	5:13.427	32.955	28.733 204.9	6:15.115					
9	34.279	31.461	24.876 206.5	1:30.616					

27 GRAVES				GBR Team JVA					
1	18:28.849	33.939	26.194 203.3	19:28.982	7	34.198	37.280	24.981 207.2	1:36.459
2	35.418	35.278	25.303 204.5	1:35.999	8	36.392	31.714	25.048 208.4	1:33.154
3	34.441	32.006	24.822 206.5	1:31.269	9	34.133	31.916	25.071 207.6	1:31.120
4	9:00.029	32.022	25.029 206.1	9:57.080	10	34.050	31.754	25.040 206.5	1:30.844
5	6:59.398	32.283	26.254 206.1	7:57.935	11	40.494	32.794	43.511	1:56.799 Pit
6	34.211	31.401	24.800 208.0	1:30.412					



Weather/Track: Sun 28°/Dry 33°

Circuit Length - 4.005 kilometres  
Circuit Ricardo Tormo  
Valencia

Printed at 18:16, Friday, 18 May, 2007

© MST Systems Ltd, 2005 (www.mstworld.com)

Page 5

# International Formula Master Qualifying 1 - Sector Analysis Report

Lap S1 Time S1 Spd S2 Time S2 Spd S3 Time S3 Spd Lap Time Pit Lap S1 Time S1 Spd S2 Time S2 Spd S3 Time S3 Spd Lap Time Pit

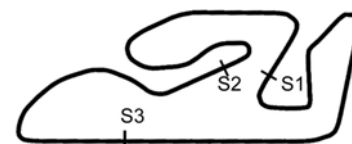
28 BARNES					GBR		Team JVA				
1	15:01.682	33.687	26.485	204.1	16:01.854	4	34.954	1:19.024	46.866	2:40.844	Pit
2	35.480	33.026	26.853	205.3	1:35.359						
3	35.089	32.539	25.452	204.9	1:33.080						

29 CECOTTO JR					VEN		Ombra Racing					
1	17:23.204	34.156	25.068	204.5	18:22.428	7	42.910	37.799	25.629	205.3	1:46.338	
2	34.064	31.922	24.822	205.7	1:30.808	8	38.167	37.781	24.929	205.7	1:40.877	
3	33.611	31.523	24.687	204.9	1:29.821	9	33.459	31.601	24.605	205.3	1:29.665	
4	33.474	31.748	24.744	205.7	1:29.966	10	34.120	37.667	44.063		1:55.850	Pit
5	9:42.191	44.358	25.056	204.1	10:51.605							
6	7:44.005	41.070	25.659	204.5	8:50.734							

30 MUERMANS					NED		Ombra Racing					
1		12:15.100		203.3	12:41.243	9	34.528	31.804	24.992	205.3	1:31.324	
2	35.811	32.361	25.232	203.3	1:33.404	10	5:32.450	34.777	27.778	205.7	6:35.005	
3	34.679	31.892	25.568	204.1	1:32.139	11	34.380	31.985	25.752	205.3	1:32.117	
4	34.271	31.937	25.098	205.3	1:31.306	12	34.444	31.947	24.953	205.3	1:31.344	
5	34.707	32.200	25.085	205.3	1:31.992	13	37.046	35.911	26.346	206.5	1:39.303	
6	34.935	32.594	33.150		1:40.679	14	35.052	33.260	33.875		1:42.187	Pit
7	9:14.646	33.666	25.599	203.7	10:13.911							
8	34.119	31.394	24.896	205.3	1:30.409							

31 PERSIANI					ITA		Scuderia Fama					
1		11:52.263		203.0	12:18.218	8	33.947	31.259	24.796	205.3	1:30.002	
2	42.190	35.652	26.239	204.1	1:44.081	9	38.505	33.560	25.295	206.8	1:37.360	
3	34.676	31.954	25.173	206.1	1:31.803	10	33.859	31.460	24.723	206.1	1:30.042	
4	34.123	31.764	24.950	206.5	1:30.837	11	33.898	31.557	24.760	205.3	1:30.215	
5	34.128	34.481	36.550		1:45.159	12	44.687	38.909	42.549		2:06.145	Pit
6	20:53.058	33.185	25.094	205.3	21:51.337							
7	34.047	31.359	24.842	204.5	1:30.248							

32 TORRE					ITA		Scuderia Fama					
1		12:16.039		202.6	12:42.094	8	33.923	31.439	24.726	207.6	1:30.088	
2	36.433	32.738	25.131	204.9	1:34.302	9	38.167	37.794	25.238	204.9	1:41.199	
3	34.608	31.687	24.881	206.5	1:31.176	10	34.355	31.803	25.497	204.5	1:31.655	
4	34.168	31.898	25.127	205.3	1:31.193	11	34.480	32.311	25.336	205.7	1:32.127	
5	34.693	32.442	34.289		1:41.424	12	37.600	34.820	40.500		1:52.920	Pit
6	20:25.290	32.179	27.363	204.9	21:24.832							
7	34.346	31.647	24.880	206.5	1:30.873							



Weather/Track: Sun 28°/Dry 33°

Circuit Length - 4.005 kilometres  
Circuit Ricardo Tormo  
Valencia

Printed at 18:16, Friday, 18 May, 2007

© MST Systems Ltd, 2005 (www.mstworld.com)

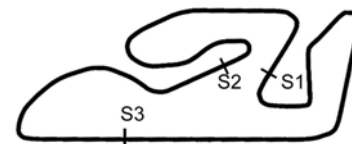
Page 6

# International Formula Master Qualifying 1 - Sector Analysis Report

Lap S1 Time S1 Spd S2 Time S2 Spd S3 Time S3 Spd Lap Time Pit Lap S1 Time S1 Spd S2 Time S2 Spd S3 Time S3 Spd Lap Time Pit

33 DE BRUIJN NED					ADM Motorsport						
1	16:35.826	32.487	25.298	203.7	17:33.611	8	36.008	34.763	25.560	205.7	1:36.331
2	34.467	31.649	25.007	207.2	1:31.123	9	35.739	31.978	25.027	206.1	1:32.744
3	34.208	31.839	25.060	206.1	1:31.107	10	37.222	34.692	25.258	204.9	1:37.172
4	34.403	32.198	25.049	204.1	1:31.650	11	34.516	32.328	25.025	203.7	1:31.869
5	34.766	32.311	33.410		1:40.487 Pit	12	34.070	32.065	25.064	204.5	1:31.199
6	14:33.949	32.156	25.185	205.7	15:31.290	13	37.106	33.837	37.489		1:48.432 Pit
7	34.334	31.768	25.034	205.7	1:31.136						

34 SCHRAML GER					ADM Motorsport						
1	17:29.279	39.697	26.125	203.0	18:35.101	8	34.836	31.925	25.074	204.5	1:31.835
2	35.413	32.613	25.740	203.0	1:33.766	9	35.996	32.246	25.586	204.5	1:33.828
3	34.830	32.292	25.621	203.3	1:32.743	10	35.030	31.954	25.644	203.7	1:32.628
4	34.998	32.284	25.356	204.1	1:32.638	11	36.734	32.712	26.808	191.4	1:36.254
5	8:46.328	33.084	25.709	202.2	9:45.121	12	37.986	35.738	48.870		2:02.594 Pit
6	5:56.131	36.115	27.344	206.1	6:59.590						
7	36.897	33.977	25.471	204.1	1:36.345						



Weather/Track: Sun 28°/Dry 33°

Circuit Length - 4.005 kilometres  
Circuit Ricardo Tormo  
Valencia

Printed at 18:16, Friday, 18 May, 2007

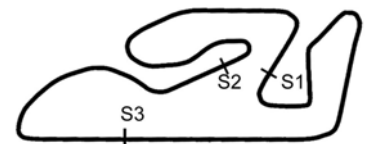
© MST Systems Ltd, 2005 (www.mstworld.com)

Page 7



# International Formula Master Qualifying - Best Sector Speeds Report

SECTOR 1		SECTOR 2		SECTOR 3			
POS	NO	SPEED	TRAP AVAILABLE	NO	NAME	SPEED	LAP
			NO SPEED TRAP AVAILABLE				
			NO SPEED TRAP AVAILABLE				
				4	CAMPOS HUL	210.5	17
				24	LLOBEL	209.7	3
				10	PAVONI	209.3	9
				26	AVILA	209.3	4
				16	GOETZ	208.8	3
				5	MAULINI	208.4	10
				27	GRAVES	208.4	8
				6	CANTELLI JR	208.0	10
				9	PUGLISI	208.0	13
				23	ISOHELLA	208.0	5
				14	TERRANOVA	207.6	12
				20	PETROV	207.6	2
				32	TORRE	207.6	8
				18	COSTA	207.2	12
				33	DE BRUIJN	207.2	2
				15	GATTO	206.8	16
				19	RAGUES	206.8	11
				31	PERSIANI	206.8	9
				2	FREY	206.5	2
				3	ANNALA	206.5	3
				12	SANCHEZ LOP	206.5	3
				30	MUERMANS	206.5	13
				8	ANDERSEN	206.1	2
				25	D'AMBROSIO	206.1	6
				34	SCHRAML	206.1	6
				7	VAN DER DRI	205.7	3
				29	CECOTTO JR	205.7	2
				21	PROVENZANO	205.3	7
				28	BARNES	205.3	2
				22	CALIENDO	203.7	11



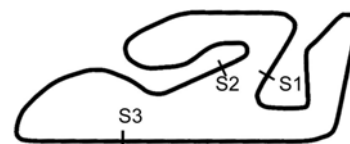
Weather/Track: Sun 28°/Dry 33°

Circuit Length - 4.005 kilometres  
Circuit Ricardo Tormo  
Valencia

## International Formula Master Qualifying - Best Sector Times Report

POS	SECTOR 1			SECTOR 2			SECTOR 3			NO	NAME	IDEAL/BEST LAP COMPARISON			DIFF
	NO	TIME	LAP	NO	TIME	LAP	NO	TIME	LAP			IDEAL	BEST	LAP	
1	16	33.230	3	2	31.192	7	24	24.513	9	16	GOETZ	1:29.039	1:29.133	3	+ 0.094
2	29	33.459	9	15	31.195	9	16	24.546	2	15	GATTO	1:29.400	1:29.400	9	+ 0.000
3	24	33.562	9	31	31.259	8	14	24.547	14	24	LLOBEL	1:29.425	1:29.425	9	+ 0.000
4	15	33.570	9	8	31.262	9	12	24.591	3	14	TERRANOVA	1:29.457	1:30.108	14	+ 0.651
5	14	33.583	15	16	31.263	3	29	24.605	9	29	CECOTTO JR	1:29.587	1:29.665	9	+ 0.078
6	20	33.621	12	14	31.327	8	20	24.611	12	18	COSTA	1:29.667	1:29.753	7	+ 0.086
7	6	33.656	9	25	31.346	4	18	24.627	12	2	FREY	1:29.734	1:29.767	7	+ 0.033
8	18	33.688	7	24	31.350	9	15	24.635	9	20	PETROV	1:29.786	1:29.786	12	+ 0.000
9	2	33.700	7	18	31.352	7	4	24.711	11	8	ANDERSEN	1:29.829	1:29.933	6	+ 0.104
10	25	33.717	4	30	31.394	8	19	24.712	4	31	PERSIANI	1:29.841	1:30.002	8	+ 0.161
11	8	33.732	6	27	31.401	6	31	24.723	10	4	CAMPOS HU	1:29.897	1:29.897	11	+ 0.000
12	4	33.773	11	3	31.413	10	32	24.726	8	25	D'AMBROSI	1:29.917	1:30.030	4	+ 0.113
13	3	33.795	10	4	31.413	11	26	24.779	13	12	SANCHEZ LO	1:29.973	1:30.185	3	+ 0.212
14	7	33.856	3	32	31.439	8	27	24.800	6	32	TORRE	1:30.088	1:30.088	8	+ 0.000
15	31	33.859	10	26	31.461	9	23	24.833	12	3	ANNALA	1:30.093	1:30.093	10	+ 0.000
16	9	33.898	10	12	31.476	3	8	24.835	6	6	CANTELLI J	1:30.105	1:30.452	8	+ 0.347
17	19	33.901	4	29	31.523	3	2	24.842	6	19	RAGUES	1:30.146	1:30.146	4	+ 0.000
18	12	33.906	11	19	31.533	4	25	24.854	6	27	GRAVES	1:30.251	1:30.412	6	+ 0.161
19	32	33.923	8	6	31.536	8	3	24.885	10	26	AVILA	1:30.304	1:30.477	10	+ 0.173
20	23	34.048	12	20	31.554	12	21	24.893	4	30	MUERMANS	1:30.409	1:30.409	8	+ 0.000
21	27	34.050	10	9	31.561	8	30	24.896	8	23	ISOHELLA	1:30.443	1:30.463	12	+ 0.020
22	26	34.064	10	23	31.562	3	6	24.913	8	9	PUGLISI	1:30.462	1:30.477	10	+ 0.015
23	33	34.070	12	33	31.649	2	5	24.928	9	7	VAN DER DR	1:30.598	1:30.598	3	+ 0.000
24	30	34.119	8	5	31.653	9	7	24.942	3	5	MAULINI	1:30.714	1:30.714	9	+ 0.000
25	21	34.131	4	21	31.732	4	9	25.003	4	33	DE BRUIJN	1:30.726	1:31.107	3	+ 0.381
26	5	34.133	9	10	31.786	8	33	25.007	2	21	PROVENZAN	1:30.756	1:30.756	4	+ 0.000
27	10	34.237	9	7	31.800	3	34	25.074	8	10	PAVONI	1:31.107	1:31.290	9	+ 0.183
28	34	34.830	3	34	31.925	8	10	25.084	8	34	SCHRAML	1:31.829	1:31.835	8	+ 0.006
29	28	34.954	4	22	32.227	5	22	25.202	2	22	CALIENDO	1:32.398	1:32.898	2	+ 0.500
30	22	34.969	5	28	32.539	3	28	25.452	3	28	BARNES	1:32.945	1:33.080	3	+ 0.135

'Perfect Lap' - 1:28.935




Circuit Length - 4.005 kilometres  
Circuit Ricardo Tormo  
Valencia

Weather/Track: Sun 28°/Dry 33°

# International Formula Master GRID FOR RACE 1

ROW 16	1:33.080	28	BARNES	1:32.898	22	CALIENDO
ROW 15	1:31.835	34	SCHRAML	1:31.290	10	PAVONI
ROW 14	1:31.107	33	DE BRUIJN	1:30.920	11	BELLUARDO
ROW 13	1:30.756	21	PROVENZANO	1:30.714	5	MAULINI
ROW 12	1:30.598	7	VAN DER DRIFT	1:30.477	9	PUGLISI
ROW 11	1:30.477	26	AVILA	1:30.463	23	ISOHELLA
ROW 10	1:30.452	6	CANTELLI JR	1:30.412	27	GRAVES
ROW 9	1:30.409	30	MUERMANS	1:30.185	12	SANCHEZ LOPEZ
ROW 8	1:30.146	19	RAGUES	1:30.108	14	TERRANOVA
ROW 7	1:30.093	3	ANNALA	1:30.088	32	TORRE
ROW 6	1:30.030	25	D'AMBROSIO	1:30.002	31	PERSIANI
ROW 5	1:29.933	8	ANDERSEN	1:29.897	4	CAMPOS HULL
ROW 4	1:29.786	20	PETROV	1:29.767	2	FREY
ROW 3	1:29.753	18	COSTA	1:29.665	29	CECOTTO JR
ROW 2	1:29.425	24	LLOBEL	1:29.400	15	GATTO
ROW 1	1:29.133	16	GOETZ			
			<b>POLE</b>			



Weather/Track: Sun 28°/Dry 33°

Valencia  
Circuit Length = 4.0050 km.  
Start: 17:30 End: 18:07

Race Director:	Steward:	Timekeeper:
----------------	----------	-------------

## International Formula Master RACE CLASSIFICATION - RACE 1

POS	NO	CL	DRIVER	NAT	TEAM	TIME	LAPS	GAP	KPH	BEST
1	15		Salvatore GATTO	ITA	Alan Racing	28:53.223	19		158.05	1:30.236
2	24		Arturo LLOBEL	ESP	Cram Competition	29:02.221	19	8.998	157.23	1:30.390
3	29		Johnny CECOTTO JR	VEN	Ombra Racing	29:08.109	19	14.886	156.70	1:30.568
4	4		Oliver CAMPOS HULL	ESP	Iris Project	29:10.590	19	17.367	156.48	1:30.682
5	8		Kasper ANDERSEN	DEN	J.D. Motorsport	29:11.871	19	18.648	156.37	1:30.623
6	25		Jerome D'AMBROSIO	BEL	Cram Competition	29:17.994	19	24.771	155.82	1:30.660
7	3		Juho ANNALA	FIN	Jenzer Motorsport	29:19.048	19	25.825	155.73	1:30.922
8	18		Alberto COSTA	ITA	Euronova Racing	29:22.981	19	29.758	155.38	1:30.522
9	12		Pablo SANCHEZ LOPEZ	MEX	Alan Racing	29:23.569	19	30.346	155.33	1:30.449
10	16		Maximilian GOETZ	GER	ISR	29:24.257	19	31.034	155.27	1:29.782
11	31		Luca PERSIANI	ITA	Scuderia Fama	29:27.766	19	34.543	154.96	1:31.522
12	2		Rahel FREY	SUI	Jenzer Motorsport	29:29.296	19	36.073	154.83	1:31.285
13	11		Ignazio BELLUARDO	ITA	Promotorsport	29:29.776	19	36.553	154.78	1:31.411
14	9		Marcello PUGLISI	ITA	Promotorsport	29:30.284	19	37.061	154.74	1:31.093
15	14		Giuseppe TERRANOVA	ITA	Alan Racing	29:35.959	19	42.736	154.25	1:30.991
16	20		Vitaly PETROV	RUS	Euronova Racing	29:37.045	19	43.822	154.15	1:31.648
17	5		Nicolas MAULINI	SUI	Iris Project	29:39.051	19	45.828	153.98	1:31.760
18	26		Rodolfo AVILA	MAC	Cram Competition	29:40.013	19	46.790	153.89	1:31.575
19	19		Pierre RAGUES	FRA	Euronova Racing	29:40.990	19	47.767	153.81	1:31.077
20	10		Mattia PAVONI	ITA	Promotorsport	29:43.378	19	50.155	153.60	1:32.104
21	27		Tor GRAVES	GBR	Team JVA	29:45.871	19	52.648	153.39	1:32.075
22	30		Dominick MUERMANS	NED	Ombra Racing	30:03.598	19	1:10.375	151.88	1:31.931
23	32		Massimo TORRE	ITA	Scuderia Fama	30:06.825	19	1:13.602	151.61	1:31.491
24	33		Nick DE BRUIJN	NED	ADM Motorsport	30:08.051	19	1:14.828	151.51	1:31.911
25	22		Michele CALIENDO	ITA	ADM Motorsport	26:58.789	17	2 LAPS	151.41	1:32.805
26	34		Dominik SCHRAML	GER	ADM Motorsport	26:59.143	17	2 LAPS	151.38	1:33.113
27	6		Claudio CANTELLI JR	BRA	J.D. Motorsport	29:12.283	17	2 LAPS	139.87	1:31.327

### NOT CLASSIFIED

28			Jon BARNES	GBR	Team JVA	17:26.846	11	D.N.F.	151.50	1:32.332
21			Frankie PROVENZANO	ITA	ADM Motorsport	15:09.196	9	D.N.F.	142.72	1:32.123
23			Sami ISOHELLA	FIN	Team Soderman	18:24.862	8	D.N.F.	104.39	1:30.958
7			Chris VAN DER DRIFT	NED	J.D. Motorsport	11:07.826	7	D.N.F.	151.12	1:30.929

### FASTEST LAP

16			Maximilian GOETZ		ISR	1:29.782	5	160.58kph	99.78mph
----	--	--	------------------	--	-----	----------	---	-----------	----------

Weather/Track: Sun 25°/Dry 48°

Valencia  
Circuit Length = 4.0050 km.  
Start: 12:28 End: 12:57

Race Director:	Steward:	Timekeeper:
----------------	----------	-------------

# International Formula Master

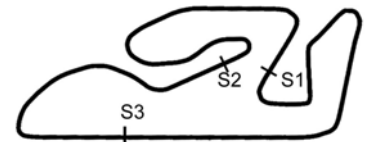
## Race 1 - Sector Analysis Report

Lap S1 Time S1 Spd S2 Time S2 Spd S3 Time S3 Spd Lap Time Pit Lap S1 Time S1 Spd S2 Time S2 Spd S3 Time S3 Spd Lap Time Pit

2 FREY					SUI Jenzer Motorsport						
1	46.965	33.611	26.003	207.2	1:46.579	11	35.281	33.995	25.659	205.3	1:34.935
2	35.108	32.185	25.628	205.7	1:32.921	12	34.660	32.074	25.392	205.3	1:32.126
3	35.415	31.859	25.069	206.8	1:32.343	13	34.405	32.320	25.515	204.9	1:32.240
4	33.979	32.028	25.278	208.8	1:31.285	14	35.011	32.146	25.167	207.2	1:32.324
5	34.637	32.036	25.138	207.6	1:31.811	15	34.299	32.106	25.226	207.2	1:31.631
6	34.655	32.371	25.346	206.5	1:32.372	16	34.904	32.671	25.537	206.8	1:33.112
7	34.343	31.998	25.462	206.5	1:31.803	17	34.880	32.614	25.468	206.1	1:32.962
8	34.414	31.975	25.107	207.2	1:31.496	18	34.998	32.691	25.447	204.5	1:33.136
9	34.388	31.911	25.259	206.5	1:31.558	19	34.950	32.342	25.490	203.3	1:32.782
10	34.366	32.179	25.335	207.6	1:31.880						

3 ANNALA					FIN Jenzer Motorsport						
1	42.707	33.118	25.394	206.5	1:41.219	11	34.461	31.981	25.148	206.1	1:31.590
2	34.887	32.479	25.466	205.7	1:32.832	12	34.200	32.229	25.163	206.8	1:31.592
3	35.729	32.547	25.136	207.6	1:33.412	13	34.364	31.977	25.258	206.8	1:31.599
4	34.102	31.851	25.160	206.1	1:31.113	14	34.422	32.101	25.364	205.7	1:31.887
5	33.962	31.815	25.145	205.3	1:30.922	15	34.245	32.078	25.185	206.5	1:31.508
6	34.855	32.176	25.249	206.1	1:32.280	16	34.527	32.151	25.268	206.5	1:31.946
7	34.564	31.970	25.164	207.2	1:31.698	17	34.657	32.349	25.459	206.5	1:32.465
8	34.238	32.006	25.129	210.1	1:31.373	18	34.741	32.354	25.629	210.5	1:32.724
9	35.065	32.210	25.308	208.0	1:32.583	19	35.487	32.289	25.402	206.5	1:33.178
10	35.811	32.235	25.081	205.3	1:33.127						

4 CAMPOS HULL					ESP Iris Project						
1	41.008	32.850	25.230	208.8	1:39.088	11	34.235	31.976	25.179	205.7	1:31.390
2	35.020	31.888	24.967	207.6	1:31.875	12	34.282	31.858	25.235	205.7	1:31.375
3	34.129	31.620	24.933	207.2	1:30.682	13	34.251	32.065	25.118	206.1	1:31.434
4	34.133	31.889	25.048	205.7	1:31.070	14	34.243	32.046	25.042	205.7	1:31.331
5	34.159	31.765	25.183	205.7	1:31.107	15	34.516	31.987	25.614	192.8	1:32.117
6	34.846	32.027	25.209	206.5	1:32.082	16	35.007	33.181	25.334	206.8	1:33.522
7	34.356	31.950	24.916	208.4	1:31.222	17	34.474	32.258	25.416	206.1	1:32.148
8	34.583	32.323	25.220	202.2	1:32.126	18	34.599	32.153	25.297	205.7	1:32.049
9	34.878	31.956	25.306	206.1	1:32.140	19	34.681	32.194	25.590	204.1	1:32.465
10	34.328	31.887	25.152	205.3	1:31.367						



Weather/Track: Sun 25°/Dry 48°

Circuit Length - 4.005 kilometres  
Circuit Ricardo Tormo  
Valencia

# International Formula Master

## Race 1 - Sector Analysis Report

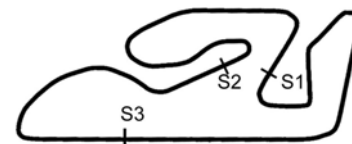
Lap S1 Time S1 Spd S2 Time S2 Spd S3 Time S3 Spd Lap Time Pit Lap S1 Time S1 Spd S2 Time S2 Spd S3 Time S3 Spd Lap Time Pit

5 MAULINI					SUI Iris Project						
1	47.463	34.588	26.247	204.5	1:48.298	11	34.362	32.515	25.101	206.5	1:31.978
2	36.247	32.477	25.197	207.6	1:33.921	12	34.816	33.401	25.299	206.8	1:33.516
3	34.663	32.105	25.007	209.7	1:31.775	13	34.561	32.418	25.221	209.7	1:32.200
4	34.775	33.271	25.837	205.3	1:33.883	14	34.590	33.315	25.347	206.1	1:33.252
5		1:09.176		208.0	1:34.439	15	34.699	32.515	25.203	209.7	1:32.417
6	34.522	32.399	25.102	209.7	1:32.023	16	34.670	33.484	25.254	204.9	1:33.408
7	36.364	32.447	25.075	208.4	1:33.886	17	34.750	32.591	25.210	205.3	1:32.551
8	34.368	32.267	25.125	208.4	1:31.760	18	34.732	32.535	25.225	206.8	1:32.492
9	34.508	32.298	25.030	207.2	1:31.836	19	35.130	32.617	25.333	206.8	1:33.080
10	34.782	32.478	25.076	206.1	1:32.336						

6 CANTELLI JR					BRA J.D. Motorsport						
1	47.571	35.525	26.064		1:49.160	10	34.155	32.062	25.309	206.8	1:31.526
2	35.804	32.495	25.352	208.4	1:33.651	11	34.278	31.967	25.167	206.8	1:31.412
3	34.712	31.951	25.257	206.8	1:31.920	12	34.174	32.030	25.123	206.8	1:31.327
4	34.605	35.276	28.197	201.8	1:38.078	13	34.558	32.186	25.057	207.2	1:31.801
5	39.849	35.783	31.997		1:47.629 Pit	14	34.371	32.255	26.203	206.1	1:32.829
6	3:03.458	32.542	25.335	204.5	4:01.335	15	34.506	32.199	25.260	206.8	1:31.965
7	34.746	31.995	25.228	204.1	1:31.969	16	34.745	32.373	25.120	209.7	1:32.238
8	34.273	31.942	25.162	206.5	1:31.377	17	34.896	32.345	25.430		1:32.671
9	34.350	31.946	25.099	205.7	1:31.395						

7 VAN DER DRIFT					NED J.D. Motorsport						
1	44.741	34.066	26.417	205.3	1:45.224	5	34.135	31.949	25.175	206.8	1:31.259
2	34.698	31.884	25.189	205.7	1:31.771	6	34.143	32.030	25.010	210.5	1:31.183
3	34.062	31.895	24.972	209.3	1:30.929	7	34.905	34.543	36.405		1:45.853 Pit
4	34.179	32.005	25.423	206.5	1:31.607						

8 ANDERSEN					DEN J.D. Motorsport						
1	41.734	32.717	25.411	204.1	1:39.862	11	34.152	32.372	25.056	206.1	1:31.580
2	35.560	32.312	25.241	204.5	1:33.113	12	34.418	31.932	25.121	206.1	1:31.471
3	34.163	31.777	25.163	204.9	1:31.103	13	34.213	32.152	25.026	205.7	1:31.391
4	34.330	31.725	24.999	206.5	1:31.054	14	34.159	32.368	25.027	207.2	1:31.554
5	34.148	31.821	25.073	204.5	1:31.042	15	34.229	32.082	25.238	205.3	1:31.549
6	34.095	31.640	24.888	207.2	1:30.623	16	34.511	32.698	25.924	205.7	1:33.133
7	34.142	31.929	24.941	207.2	1:31.012	17	34.522	32.176	25.504	204.9	1:32.202
8	34.484	32.070	25.168	205.3	1:31.722	18	34.477	32.585	25.297	201.4	1:32.359
9	35.422	32.254	25.206	206.1	1:32.882	19	34.769	32.350	25.473	206.5	1:32.592
10	34.319	32.141	25.167	206.8	1:31.627						



Weather/Track: Sun 25°/Dry 48°

Circuit Length - 4.005 kilometres  
Circuit Ricardo Tormo  
Valencia

# International Formula Master

## Race 1 - Sector Analysis Report

Lap S1 Time S1 Spd S2 Time S2 Spd S3 Time S3 Spd Lap Time Pit Lap S1 Time S1 Spd S2 Time S2 Spd S3 Time S3 Spd Lap Time Pit

### 9 PUGLISI

### ITA

### Promotorsport

1	46.208	33.725	26.341	206.8	1:46.274	11	35.849	37.822	25.700	204.9	1:39.371
2	35.053	32.243	25.344	205.7	1:32.640	12	34.482	32.107	25.200	205.7	1:31.789
3	34.392	32.006	25.093	206.1	1:31.491	13	34.374	32.167	26.326	205.7	1:32.867
4	34.524	32.186	25.691	206.5	1:32.401	14	34.524	32.354	25.212	204.5	1:32.090
5	34.516	31.980	25.116	205.7	1:31.612	15	34.551	32.256	25.219	206.1	1:32.026
6	34.245	32.004	25.193	206.5	1:31.442	16	34.300	32.263	25.116	206.5	1:31.679
7	34.387	32.159	25.425	204.9	1:31.971	17	34.346	32.452	25.303	206.5	1:32.101
8	34.192	31.989	24.912	206.5	1:31.093	18	34.370	32.512	25.356	210.1	1:32.238
9	34.258	32.166	25.256	205.3	1:31.680	19	35.010	32.511	25.267	209.3	1:32.788
10	34.647	32.820	25.264	207.6	1:32.731						

### 10 PAVONI

### ITA

### Promotorsport

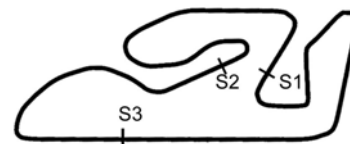
1	48.339	35.334	26.661	208.4	1:50.334	11	34.870	32.487	25.798	204.5	1:33.155
2	35.842	32.386	25.261	208.0	1:33.489	12	35.130	31.970	25.875	205.3	1:32.975
3	35.130	32.268	25.462	205.3	1:32.860	13	34.903	32.415	25.443	204.5	1:32.761
4	34.679	32.215	25.292	205.7	1:32.186	14	34.747	32.123	25.234	206.1	1:32.104
5	35.494	32.931	25.368	208.0	1:33.793	15	34.742	32.036	25.328	205.7	1:32.106
6	34.784	32.105	26.462	206.1	1:33.351	16	35.382	32.529	25.851	207.6	1:33.762
7	35.614	32.279	25.505	206.8	1:33.398	17	36.317	32.430	25.378	206.5	1:34.125
8	35.014	32.044	25.086	206.5	1:32.144	18	35.227	32.350	25.580	204.9	1:33.157
9	34.946	31.891	25.334	205.3	1:32.171	19	34.838	32.931	25.465	204.5	1:33.234
10	34.807	32.043	25.423	205.3	1:32.273						

### 11 BELLUARDO

### ITA

### Promotorsport

1	48.043	35.299	26.331	205.7	1:49.673	11	34.521	32.231	25.307	208.0	1:32.059
2	35.683	32.417	25.262	210.5	1:33.362	12	34.504	32.204	25.272	206.1	1:31.980
3	35.083	31.963	24.992	210.1	1:32.038	13	34.806	32.267	26.148	205.7	1:33.221
4	34.627	32.550	25.719	206.5	1:32.896	14	34.463	31.991	25.173	208.0	1:31.627
5	34.654	32.342	25.509	204.1	1:32.505	15	34.500	32.078	25.648	207.2	1:32.226
6	34.581	32.067	25.166	206.8	1:31.814	16	34.740	32.458	25.293	207.6	1:32.491
7	34.520	31.949	24.996	207.6	1:31.465	17	34.407	32.148	25.321	208.8	1:31.876
8	34.255	32.168	25.148	206.8	1:31.571	18	34.987	32.853	25.455	207.6	1:33.295
9	34.368	32.120	25.137	205.7	1:31.625	19	34.992	32.430	25.219	209.3	1:32.641
10	34.485	31.947	24.979	208.0	1:31.411						



Weather/Track: Sun 25°/Dry 48°

Circuit Length - 4.005 kilometres  
Circuit Ricardo Tormo  
Valencia

Printed at 13:08, Saturday, 19 May, 2007

© MST Systems Ltd, 2005 (www.mstworld.com)

Page 3

# International Formula Master

## Race 1 - Sector Analysis Report

Lap S1 Time S1 Spd S2 Time S2 Spd S3 Time S3 Spd Lap Time Pit Lap S1 Time S1 Spd S2 Time S2 Spd S3 Time S3 Spd Lap Time Pit

### 12 SANCHEZ LOPEZ

MEX

Alan Racing

1	44.989	33.891	27.081	208.0	1:45.961	11	35.097	32.096	24.941	206.5	1:32.134
2	36.507	31.938	25.034	203.3	1:33.479	12	34.632	32.323	25.151	207.6	1:32.106
3	35.047	31.815	24.868	208.0	1:31.730	13	35.714	32.746	25.385	207.2	1:33.845
4	34.166	32.169	24.963	203.7	1:31.298	14	34.533	32.036	24.858	206.8	1:31.427
5	33.959	31.691	24.799	206.1	1:30.449	15	34.352	31.834	24.982	207.6	1:31.168
6	34.260	31.913	24.975	206.8	1:31.148	16	34.766	32.021	24.966	206.8	1:31.753
7	34.280	31.707	24.832	206.8	1:30.819	17	34.973	32.410	25.232	205.3	1:32.615
8	34.106	31.941	25.055	208.4	1:31.102	18	35.017	32.225	25.244	206.1	1:32.486
9	35.064	32.663	25.410	207.6	1:33.137	19	34.702	32.247	26.401	206.1	1:33.350
10	35.833	32.463	25.266	205.7	1:33.562						

### 14 TERRANOVA

ITA

Alan Racing

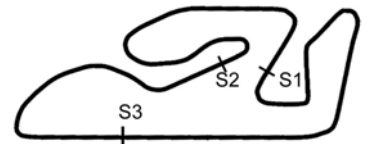
1	43.582	34.014	25.242	205.7	1:42.838	11	34.404	32.111	24.997	208.8	1:31.512
2	34.583	32.164	25.018	209.3	1:31.765	12	34.442	32.146	27.450	203.7	1:34.038
3	34.845	32.501	24.766	207.6	1:32.112	13	35.136	36.333	29.575	205.7	1:41.044
4	34.056	32.025	24.910	208.0	1:30.991	14	35.212	32.661	25.278	207.2	1:33.151
5	34.106	31.925	25.018	204.1	1:31.049	15	34.574	32.104	25.102	208.0	1:31.780
6	34.703	31.895	25.007	208.4	1:31.605	16	34.965	32.188	25.378	204.5	1:32.531
7	34.838	32.050	25.305	204.1	1:32.193	17	35.078	33.450	25.684	203.7	1:34.212
8	34.537	32.068	25.501	193.2	1:32.106	18	35.140	32.237	25.515	200.3	1:32.892
9	35.745	32.502	25.379	207.6	1:33.626	19	35.209	32.933	25.478	205.3	1:33.620
10	35.290	32.320	25.284	207.6	1:32.894						

### 15 GATTO

ITA

Alan Racing

1	39.412	31.780	24.931	203.3	1:36.123	11	34.008	31.749	24.942	204.5	1:30.699
2	34.298	31.807	25.014	205.3	1:31.119	12	34.079	31.857	25.141	206.1	1:31.077
3	34.200	31.676	24.782	206.1	1:30.658	13	34.611	32.295	25.079	204.1	1:31.985
4	33.875	31.581	24.780	204.9	1:30.236	14	34.213	31.782	24.960	205.7	1:30.955
5	33.879	31.586	24.791	205.3	1:30.256	15	34.274	32.054	25.096	206.1	1:31.424
6	34.030	31.589	24.785	205.3	1:30.404	16	34.396	31.818	25.051	205.3	1:31.265
7	33.926	31.534	24.822	206.1	1:30.282	17	34.477	31.886	25.131	204.9	1:31.494
8	34.107	31.657	24.803	206.8	1:30.567	18	34.518	32.217	25.107	205.7	1:31.842
9	34.021	31.560	24.810	206.1	1:30.391	19	34.784	32.114	25.270	201.8	1:32.168
10	33.904	31.570	24.804	205.7	1:30.278						



Weather/Track: Sun 25°/Dry 48°

Circuit Length - 4.005 kilometres  
Circuit Ricardo Tormo  
Valencia

Printed at 13:08, Saturday, 19 May, 2007

© MST Systems Ltd, 2005 (www.mstworld.com)

Page 4



# International Formula Master

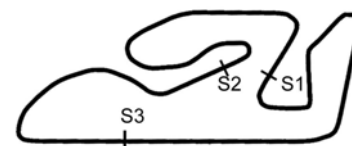
## Race 1 - Sector Analysis Report

Lap S1 Time S1 Spd S2 Time S2 Spd S3 Time S3 Spd Lap Time Pit Lap S1 Time S1 Spd S2 Time S2 Spd S3 Time S3 Spd Lap Time Pit

16 GOETZ GER					ISR						
1	38.313	31.321	24.513	204.5	1:34.147	11	34.323	32.095	25.064	201.4	1:31.482
2	33.829	31.393	24.712	206.5	1:29.934	12	34.337	32.898	25.555	204.9	1:32.790
3	33.645	31.456	24.751	205.7	1:29.852	13	34.975	33.598	26.387	190.8	1:34.960
4	33.630	31.442	25.122	205.3	1:30.194	14	36.999	33.420	26.206	195.2	1:36.625
5	33.441	31.393	24.948	204.9	1:29.782	15	36.003	33.014	25.848	193.8	1:34.865
6	33.839	31.549	24.570	206.1	1:29.958	16	37.026	33.706	27.183	196.7	1:37.915
7	33.586	31.873	24.850	203.7	1:30.309	17	36.249	32.775	25.795	195.2	1:34.819
8	34.243	31.785	25.149	204.9	1:31.177	18	35.914	33.152	26.159	197.8	1:35.225
9	34.085	31.736	24.897	205.3	1:30.718	19	37.149	33.713	27.743	196.3	1:38.605
10	33.985	31.643	25.272	199.6	1:30.900						

18 COSTA ITA					Euronova Racing						
1	41.303	32.712	25.473	206.1	1:39.488	11	34.211	31.999	25.045	207.2	1:31.255
2	35.446	31.822	24.862	207.6	1:32.130	12	34.923	31.982	25.026	206.5	1:31.931
3	34.113	31.726	24.683	207.6	1:30.522	13	34.390	31.879	24.917	206.5	1:31.186
4	34.100	31.708	25.069	207.6	1:30.877	14	34.251	32.037	25.042	206.5	1:31.330
5	34.289	31.699	24.893	208.0	1:30.881	15	34.398	31.907	24.956	206.8	1:31.261
6	34.352	31.815	24.799	205.3	1:30.966	16	34.788	32.140	24.934	206.8	1:31.862
7	34.446	31.767	25.649	204.1	1:31.862	17	34.277	33.955	26.732	200.3	1:34.964
8	34.469	32.501	25.647	196.3	1:32.617	18	36.905	35.083	26.385	196.0	1:38.373
9	35.226	31.975	25.165	207.6	1:32.366	19	37.062	33.827	26.633	198.5	1:37.522
10	34.634	31.866	25.088	207.6	1:31.588						

19 RAGUES FRA					Euronova Racing						
1	43.210	33.374	25.613	204.9	1:42.197	11	34.445	32.391	25.307	204.5	1:32.143
2	34.804	32.003	25.226	208.8	1:32.033	12	34.661	31.944	25.025	204.9	1:31.630
3	34.585	31.998	25.047	206.1	1:31.630	13	34.345	32.004	25.152	205.3	1:31.501
4	34.229	31.821	25.027	207.6	1:31.077	14	34.213	32.218	25.167	206.8	1:31.598
5	34.304	31.944	25.489	204.5	1:31.737	15	34.413	31.952	24.944	210.1	1:31.309
6	35.202	32.214	29.216		1:36.632 Pit	16	35.332	32.503	25.784	210.5	1:33.619
7	52.737	32.233	24.913	208.4	1:49.883	17	35.247	32.453	25.207	207.6	1:32.907
8	35.080	32.079	25.057	206.1	1:32.216	18	35.589	32.387	25.181	206.1	1:33.157
9	35.343	32.196	25.100	204.9	1:32.639	19	34.803	32.129	24.979	206.5	1:31.911
10	34.372	31.937	24.862	205.7	1:31.171						



Weather/Track: Sun 25°/Dry 48°

Circuit Length - 4.005 kilometres  
Circuit Ricardo Tormo  
Valencia

# International Formula Master

## Race 1 - Sector Analysis Report

Lap S1 Time S1 Spd S2 Time S2 Spd S3 Time S3 Spd Lap Time Pit Lap S1 Time S1 Spd S2 Time S2 Spd S3 Time S3 Spd Lap Time Pit

### 20 PETROV

RUS

Euronova Racing

1	48.571	35.355	26.135	206.8	1:50.061	11	34.580	32.312	25.072	208.4	1:31.964
2	35.507	32.607	25.084	210.5	1:33.198	12	34.623	32.627	25.612	205.3	1:32.862
3	35.224	32.099	25.196	206.1	1:32.519	13	34.903	32.553	25.213	206.1	1:32.669
4	34.621	32.464	25.331	206.5	1:32.416	14	34.608	32.433	25.265	208.4	1:32.306
5	35.497	32.391	25.371	208.8	1:33.259	15	35.241	32.569	25.047	205.7	1:32.857
6	34.804	32.481	25.333	208.0	1:32.618	16	35.055	32.647	25.106	203.7	1:32.808
7	35.900	32.427	25.054	205.7	1:33.381	17	35.081	32.601	25.097	205.7	1:32.779
8	34.393	32.158	25.097	206.5	1:31.648	18	34.795	32.392	25.259	204.5	1:32.446
9	34.732	32.181	25.144	206.1	1:32.057	19	34.883	32.507	25.417	205.7	1:32.807
10	34.752	32.385	25.253	205.3	1:32.390						

### 21 PROVENZANO

ITA

ADM Motorsport

1	47.712	34.717	26.068	208.0	1:48.497	6	34.581	32.292	25.273	206.1	1:32.146
2	35.621	32.157	25.022	208.0	1:32.800	7	34.893	32.113	25.117	205.7	1:32.123
3	34.925	32.314	25.109	208.4	1:32.348	8	34.561	31.983	27.859	118.6	1:34.403
4	34.657	32.460	25.162	205.7	1:32.279	9	1:01.180	45.054	46.146		2:32.380 Pit
5	34.770	32.144	25.306	204.9	1:32.220						

### 22 CALIENDO

ITA

ADM Motorsport

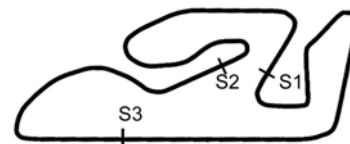
1	49.587	35.431	26.649	205.7	1:51.667	10	35.454	32.598	25.888	202.6	1:33.940
2	36.435	32.794	25.888	204.1	1:35.117	11	35.410	32.871	25.618	203.0	1:33.899
3	35.290	32.638	25.589	204.9	1:33.517	12	35.195	32.583	25.645	202.2	1:33.423
4	34.672	32.495	25.638	206.8	1:32.805	13	38.010	33.325	25.828	206.8	1:37.163
5	35.786	32.757	25.937	203.0	1:34.480	14	35.734	33.601	25.686	204.1	1:35.021
6	35.184	32.469	25.510	202.6	1:33.163	15	35.455	32.947	25.548	203.7	1:33.950
7	35.449	32.573	25.525	203.7	1:33.547	16	35.654	33.201	26.188	202.2	1:35.043
8	35.155	32.469	25.250	201.4	1:32.874	17	35.825	33.040	25.847	204.1	1:34.712
9	36.217	32.814	25.437	203.7	1:34.468						

### 23 ISOHELLA

FIN

Team Soderman

1	48.574	38.446	26.851	201.1	1:53.871	6	34.297	31.635	25.184	203.7	1:31.116
2	37.011	34.694	38.623		1:50.328 Pit	7	34.427	31.673	25.140	203.3	1:31.240
3	5:38.702	32.016	25.101	204.1	6:35.819	8	34.631	39.979	45.639		2:00.249 Pit
4	34.630	31.699	24.952	205.7	1:31.281						
5	34.243	31.697	25.018	204.1	1:30.958						



Weather/Track: Sun 25°/Dry 48°

Circuit Length - 4.005 kilometres  
Circuit Ricardo Tormo  
Valencia

Printed at 13:08, Saturday, 19 May, 2007

© MST Systems Ltd, 2005 (www.mstworld.com)

Page 6

# International Formula Master

## Race 1 - Sector Analysis Report

Lap S1 Time S1 Spd S2 Time S2 Spd S3 Time S3 Spd Lap Time Pit Lap S1 Time S1 Spd S2 Time S2 Spd S3 Time S3 Spd Lap Time Pit

### 24 LLOBEL

### ESP

### Cram Competition

1	40.011	31.736	24.998	207.6	1:36.745	11	34.169	32.106	25.005	206.8	1:31.280
2	34.164	31.948	24.954	210.1	1:31.066	12	34.404	31.743	25.425	205.3	1:31.572
3	34.097	31.770	24.869	208.0	1:30.736	13	34.416	31.889	25.056	206.1	1:31.361
4	34.082	31.748	24.866	205.7	1:30.696	14	34.478	31.906	25.438	206.1	1:31.822
5	33.938	31.601	24.851	206.5	1:30.390	15	34.560	33.531	25.361	206.1	1:33.452
6	34.013	31.875	24.885	207.2	1:30.773	16	35.919	32.000	25.099	206.5	1:33.018
7	34.091	31.725	24.824	205.7	1:30.640	17	34.620	31.906	25.038	205.3	1:31.564
8	34.434	31.721	24.835	207.2	1:30.990	18	34.735	31.999	25.177	206.8	1:31.911
9	34.243	31.763	25.075	205.7	1:31.081	19	34.884	32.129	25.381	206.1	1:32.394
10	34.092	31.781	24.857	207.2	1:30.730						

### 25 D'AMBROSIO

### BEL

### Cram Competition

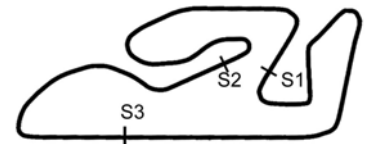
1	43.964	35.469	26.328	203.7	1:45.761	11	35.170	32.330	25.068	206.5	1:32.568
2	34.730	31.842	25.104	206.5	1:31.676	12	34.258	32.440	25.154	208.4	1:31.852
3	33.998	31.892	24.770	211.3	1:30.660	13	34.807	32.537	25.155	205.7	1:32.499
4	34.464	31.909	25.401	207.2	1:31.774	14	34.208	31.979	24.952	205.3	1:31.139
5	34.454	31.832	25.070	206.8	1:31.356	15	34.373	31.989	25.028	205.3	1:31.390
6	34.206	31.932	25.102	208.0	1:31.240	16	34.182	31.954	24.876	206.1	1:31.012
7	34.708	31.826	24.996	207.6	1:31.530	17	34.295	31.952	24.917	206.8	1:31.164
8	34.134	31.970	25.025	210.9	1:31.129	18	34.258	31.963	25.032	209.3	1:31.253
9	35.581	32.669	25.357	206.8	1:33.607	19	34.727	32.384	25.143	205.3	1:32.254
10	35.900	32.440	25.790	206.1	1:34.130						

### 26 AVILA

### MAC

### Cram Competition

1	50.923	34.526	25.978	207.6	1:51.427	11	34.194	32.214	25.167	211.7	1:31.575
2	35.675	32.647	25.376	208.8	1:33.698	12	34.666	33.560	25.302	209.3	1:33.528
3	34.627	32.278	25.532	207.2	1:32.437	13	34.736	32.333	25.077	209.3	1:32.146
4		1:07.125		206.5	1:32.664	14	34.463	33.413	25.537	208.4	1:33.413
5	34.941	32.478	25.336	210.1	1:32.755	15	34.794	32.239	25.210	210.1	1:32.243
6	34.765	32.342	25.601	206.1	1:32.708	16	35.492	33.179	25.834	208.8	1:34.505
7	35.434	32.352	25.230	208.4	1:33.016	17	35.270	32.395	25.182	210.5	1:32.847
8	34.457	32.086	25.120	208.8	1:31.663	18	34.882	32.112	25.199	206.1	1:32.193
9	34.635	32.339	25.746	205.7	1:32.720	19	35.044	32.105	25.301	206.8	1:32.450
10	34.645	32.036	25.344	206.1	1:32.025						



Weather/Track: Sun 25°/Dry 48°

Circuit Length - 4.005 kilometres  
Circuit Ricardo Tormo  
Valencia

# International Formula Master

## Race 1 - Sector Analysis Report

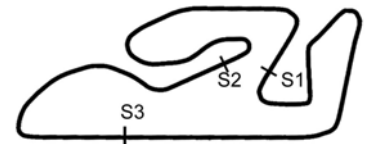
Lap S1 Time S1 Spd S2 Time S2 Spd S3 Time S3 Spd Lap Time Pit Lap S1 Time S1 Spd S2 Time S2 Spd S3 Time S3 Spd Lap Time Pit

27 GRAVES				GBR		Team JVA					
1		1:21.443		209.3	1:46.915	11	34.811	32.502	25.213	206.8	1:32.526
2	35.978	32.469		25.338 208.0	1:33.785	12	34.680	32.341	25.295	206.8	1:32.316
3	34.990	32.455		25.211 209.7	1:32.656	13	35.005	32.265	25.430	206.1	1:32.700
4	34.593	33.653		25.788 206.5	1:34.034	14	35.005	32.325	25.466	207.2	1:32.796
5	34.939	33.220		25.660 208.8	1:33.819	15	35.334	33.401	25.398	208.4	1:34.133
6	34.792	32.220		25.608 206.8	1:32.620	16	34.909	34.482	25.609	206.5	1:35.000
7	34.518	32.314		25.328 206.8	1:32.160	17	35.184	32.538	25.296	206.1	1:33.018
8	34.992	32.072		25.248 205.7	1:32.312	18	37.816	33.216	25.492	206.5	1:36.524
9	34.703	32.161		25.421 206.5	1:32.285	19	35.276	33.189	25.732	207.2	1:34.197
10	34.617	32.104		25.354 206.8	1:32.075						

28 BARNES				GBR		Team JVA					
1	49.304	35.302		26.588 210.9	1:51.194	7	35.102	32.363	25.511	208.4	1:32.976
2	35.697	32.506		25.275 206.8	1:33.478	8	35.374	31.929	25.218	205.3	1:32.521
3	34.790	32.267		26.264 205.3	1:33.321	9	34.914	32.371	25.349	204.5	1:32.634
4	34.668	32.441		26.516 204.5	1:33.625	10	34.709	32.235	25.802	203.3	1:32.746
5	34.828	32.137		25.367 204.5	1:32.332	11	34.952	32.778	31.444		1:39.174 Pit
6	34.722	32.365		25.758 204.1	1:32.845						

29 CECOTTO JR				VEN		Ombra Racing					
1	40.677	32.728		25.400 201.8	1:38.805	11	34.162	32.109	24.942	205.3	1:31.213
2	34.353	31.817		24.930 204.5	1:31.100	12	34.406	32.114	25.012	205.3	1:31.532
3	33.976	31.751		24.841 206.1	1:30.568	13	34.386	32.150	25.141	204.5	1:31.677
4	34.227	31.710		25.032 204.5	1:30.969	14	34.587	32.071	25.260	203.7	1:31.918
5	34.145	32.029		25.068 204.5	1:31.242	15	34.583	32.292	25.263	206.5	1:32.138
6	34.175	31.911		24.885 204.9	1:30.971	16	35.348	32.142	25.077	203.7	1:32.567
7	34.471	32.170		24.817 204.5	1:31.458	17	34.481	32.145	25.232	204.5	1:31.858
8	34.542	32.157		24.990 205.3	1:31.689	18	34.690	32.219	25.371	203.7	1:32.280
9	34.368	32.044		24.946 205.3	1:31.358	19	35.173	32.465	25.297	204.9	1:32.935
10	34.604	32.155		25.072 204.5	1:31.831						

30 MUERMANS				NED		Ombra Racing					
1	44.228	53.273		26.123 204.1	2:03.624	11	34.548	32.588	26.250	204.1	1:33.386
2	34.974	32.431		25.423 206.1	1:32.828	12	34.982	32.362	25.358	205.3	1:32.702
3	34.776	32.069		25.156 205.3	1:32.001	13	36.007	33.768	25.900	203.7	1:35.675
4	34.477	32.415		25.524 205.7	1:32.416	14	35.072	32.666	25.956	206.1	1:33.694
5	34.544	32.364		25.323 204.5	1:32.231	15	35.254	32.569	25.394	204.9	1:33.217
6	35.359	32.236		25.777 205.3	1:33.372	16	35.036	32.526	25.907	203.7	1:33.469
7	34.426	32.484		25.924 204.9	1:32.834	17	35.138	32.667	25.750	205.3	1:33.555
8	34.596	32.102		25.233 206.1	1:31.931	18	35.084	32.796	25.565	205.7	1:33.445
9	34.859	32.350		25.331 208.4	1:32.540	19	36.174	33.699	26.533	203.3	1:36.406
10	35.664	33.039		25.569 205.7	1:34.272						



Weather/Track: Sun 25°/Dry 48°

Circuit Length - 4.005 kilometres  
Circuit Ricardo Tormo  
Valencia

# International Formula Master

## Race 1 - Sector Analysis Report

Lap S1 Time S1 Spd S2 Time S2 Spd S3 Time S3 Spd Lap Time Pit Lap S1 Time S1 Spd S2 Time S2 Spd S3 Time S3 Spd Lap Time Pit

### 31 PERSIANI

ITA

Scuderia Fama

1	42.331	32.938	25.395	203.0	1:40.664	11	35.882	32.533	25.353	205.3	1:33.768
2	35.143	32.353	25.360	204.9	1:32.856	12	34.578	32.413	25.352	206.1	1:32.343
3	34.274	32.127	25.206	206.1	1:31.607	13	35.002	32.413	25.429	205.7	1:32.844
4	34.203	32.183	25.136	204.9	1:31.522	14	34.775	32.339	25.269	205.7	1:32.383
5	34.273	31.898	25.549	204.5	1:31.720	15	34.609	32.310	25.194	205.7	1:32.113
6	34.426	31.991	25.285	203.3	1:31.702	16	34.816	32.285	25.377	205.3	1:32.478
7	34.650	31.940	25.474	204.5	1:32.064	17	34.984	32.428	25.291	205.3	1:32.703
8	34.536	31.970	25.947	203.3	1:32.453	18	34.921	32.322	25.252	206.1	1:32.495
9	34.687	32.290	25.567	203.7	1:32.544	19	35.205	32.439	25.987	201.1	1:33.631
10	37.027	32.517	26.332	208.0	1:35.876						

### 32 TORRE

ITA

Scuderia Fama

1	42.921	1:11.311	25.692	204.1	2:19.924	11	34.703	32.132	25.082	205.3	1:31.917
2	35.000	31.938	25.141	205.7	1:32.079	12	34.747	32.136	25.163	204.5	1:32.046
3	34.595	32.365	25.213	203.7	1:32.173	13	34.898	32.315	25.199	204.9	1:32.412
4	34.471	31.896	25.124	204.1	1:31.491	14	34.898	32.594	25.296	204.5	1:32.788
5	34.711	32.488	25.355	204.1	1:32.554	15	34.784	32.654	25.175	205.7	1:32.613
6	34.615	31.925	25.284	203.7	1:31.824	16	34.749	32.158	25.534	207.6	1:32.441
7	34.728	32.395	25.449	204.9	1:32.572	17	36.212	32.927	25.585	209.7	1:34.724
8	35.082	32.413	25.246	203.3	1:32.741	18	35.750	32.537	25.579	204.5	1:33.866
9	35.184	32.546	25.260	204.1	1:32.990	19	35.460	32.724	25.377	204.1	1:33.561
10	34.717	32.171	25.221	204.9	1:32.109						

### 33 DE BRUIJN

NED

ADM Motorsport

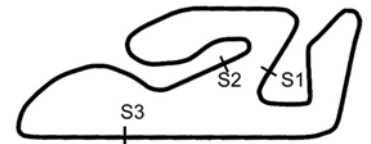
1	1:02.847	34.438	25.853	202.2	2:03.138	11	34.808	32.494	25.615	206.8	1:32.917
2	34.963	32.556	25.342	204.1	1:32.861	12	35.121	32.774	25.455	206.8	1:33.350
3	34.636	32.173	25.102	205.3	1:31.911	13	36.515	32.595	25.630	203.7	1:34.740
4	34.495	32.652	25.379	203.7	1:32.526	14	35.003	32.685	25.519	204.5	1:33.207
5	34.525	32.368	25.333	204.1	1:32.226	15	34.846	32.344	25.453	204.9	1:32.643
6	35.198	32.357	25.276	204.5	1:32.831	16	35.048	32.587	25.477	204.1	1:33.112
7	34.718	32.462	25.421	205.3	1:32.601	17	35.054	32.630	25.614	204.5	1:33.298
8	34.666	32.300	25.365	203.7	1:32.331	18	35.105	32.711	25.820	203.0	1:33.636
9	34.911	32.480	25.585	207.2	1:32.976	19	37.840	37.105	29.337	167.9	1:44.282
10	35.246	32.753	25.466	204.9	1:33.465						

### 34 SCHRAML

GER

ADM Motorsport

1	48.919	35.396	26.797	206.1	1:51.112	10	35.050	34.936	25.820	206.5	1:35.806
2	37.517	32.891	25.579	207.6	1:35.987	11	35.183	32.629	25.384	206.5	1:33.196
3	35.421	32.752	25.448	207.6	1:33.621	12	35.131	32.697	25.737	204.5	1:33.565
4	35.094	32.707	25.816	203.7	1:33.617	13	35.835	33.206	26.387	204.5	1:35.428
5	35.296	32.995	25.671	204.9	1:33.962	14	36.430	32.836	25.382	206.5	1:34.648
6	35.131	32.627	25.627	205.3	1:33.385	15	35.324	32.958	25.529	206.1	1:33.811
7	35.178	32.537	25.398	207.2	1:33.113	16	35.488	33.422	25.913	206.1	1:34.823
8	35.315	33.099	26.025	200.3	1:34.439	17	36.088	33.076	25.619	207.6	1:34.783
9	35.685	32.645	25.517	204.9	1:33.847						



Weather/Track: Sun 25°/Dry 48°

Circuit Length - 4.005 kilometres  
Circuit Ricardo Tormo  
Valencia

Printed at 13:08, Saturday, 19 May, 2007

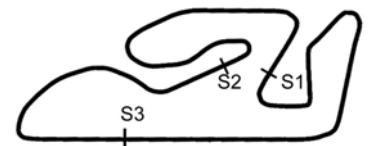
© MST Systems Ltd, 2005 (www.mstworld.com)

Page 9

# International Formula Master

## Race 1 - Best Sector Speeds Report

SECTOR 1		SECTOR 2		SECTOR 3			
POS	NO	SPEED	TRAP AVAILABLE	NO	NAME	SPEED	LAP
			NO SPEED TRAP AVAILABLE				
			NO SPEED TRAP AVAILABLE				
				26	AVILA	211.7	11
				25	D'AMBROSIO	211.3	3
				28	BARNES	210.9	1
				3	ANNALA	210.5	18
				7	VAN DER DRI	210.5	6
				11	BELLUARDO	210.5	2
				19	RAGUES	210.5	16
				20	PETROV	210.5	2
				9	PUGLISI	210.1	18
				24	LLOBEL	210.1	2
				5	MAULINI	209.7	3
				6	CANTELLI JR	209.7	16
				27	GRAVES	209.7	3
				32	TORRE	209.7	17
				14	TERRANOVA	209.3	2
				2	FREY	208.8	4
				4	CAMPOS HUL	208.8	1
				10	PAVONI	208.4	1
				12	SANCHEZ LOP	208.4	8
				21	PROVENZANO	208.4	3
				30	MUERMANS	208.4	9
				18	COSTA	208.0	5
				31	PERSIANI	208.0	10
				34	SCHRAML	207.6	2
				8	ANDERSEN	207.2	6
				33	DE BRUIJN	207.2	9
				15	GATTO	206.8	8
				22	CALIENDO	206.8	4
				16	GOETZ	206.5	2
				29	CECOTTO JR	206.5	15
				23	ISOHELLA	205.7	4



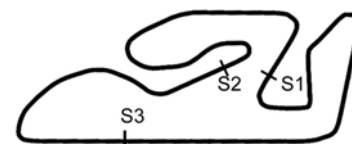
Weather/Track: Sun 25°/Dry 48°

Circuit Length - 4.005 kilometres  
Circuit Ricardo Tormo  
Valencia

## International Formula Master Race 1 - Best Sector Times Report

POS	SECTOR 1			SECTOR 2			SECTOR 3			NO	NAME	IDEAL/BEST LAP COMPARISON			DIFF
	NO	TIME	LAP	NO	TIME	LAP	NO	TIME	LAP			IDEAL	BEST	LAP	
1	16	33.441	5	16	31.321	1	16	24.513	1	16	GOETZ	1:29.275	1:29.782	5	+ 0.507
2	15	33.875	4	15	31.534	7	18	24.683	3	15	GATTO	1:30.189	1:30.236	4	+ 0.047
3	24	33.938	5	24	31.601	5	14	24.766	3	24	LLOBEL	1:30.363	1:30.390	5	+ 0.027
4	12	33.959	5	4	31.620	3	25	24.770	3	12	SANCHEZ LO	1:30.449	1:30.449	5	+ 0.000
5	3	33.962	5	23	31.635	6	15	24.780	4	18	COSTA	1:30.482	1:30.522	3	+ 0.040
6	29	33.976	3	8	31.640	6	12	24.799	5	29	CECOTTO JR	1:30.503	1:30.568	3	+ 0.065
7	2	33.979	4	12	31.691	5	29	24.817	7	25	D'AMBROSI	1:30.594	1:30.660	3	+ 0.066
8	25	33.998	3	18	31.699	5	24	24.824	7	8	ANDERSEN	1:30.623	1:30.623	6	+ 0.000
9	14	34.056	4	29	31.710	4	19	24.862	10	4	CAMPOS HU	1:30.665	1:30.682	3	+ 0.017
10	7	34.062	3	3	31.815	5	8	24.888	6	14	TERRANOVA	1:30.717	1:30.991	4	+ 0.274
11	8	34.095	6	19	31.821	4	9	24.912	8	23	ISOHELLA	1:30.830	1:30.958	5	+ 0.128
12	18	34.100	4	25	31.826	7	4	24.916	7	3	ANNALA	1:30.858	1:30.922	5	+ 0.064
13	4	34.129	3	2	31.859	3	23	24.952	4	19	RAGUES	1:30.896	1:31.077	4	+ 0.181
14	6	34.155	10	7	31.884	2	7	24.972	3	2	FREY	1:30.907	1:31.285	4	+ 0.378
15	9	34.192	8	10	31.891	9	11	24.979	10	7	VAN DER DR	1:30.918	1:30.929	3	+ 0.011
16	26	34.194	11	14	31.895	6	5	25.007	3	9	PUGLISI	1:31.084	1:31.093	8	+ 0.009
17	31	34.203	4	32	31.896	4	21	25.022	2	6	CANTELLI J	1:31.154	1:31.327	12	+ 0.173
18	19	34.213	14	31	31.898	5	20	25.047	15	11	BELLUARDO	1:31.181	1:31.411	10	+ 0.230
19	23	34.243	5	28	31.929	8	6	25.057	13	31	PERSIANI	1:31.237	1:31.522	4	+ 0.285
20	11	34.255	8	6	31.942	8	2	25.069	3	26	AVILA	1:31.307	1:31.575	11	+ 0.268
21	5	34.362	11	11	31.947	10	26	25.077	13	32	TORRE	1:31.449	1:31.491	4	+ 0.042
22	20	34.393	8	9	31.980	5	3	25.081	10	5	MAULINI	1:31.474	1:31.760	8	+ 0.286
23	30	34.426	7	21	31.983	8	32	25.082	11	20	PETROV	1:31.539	1:31.648	8	+ 0.109
24	32	34.471	4	26	32.036	10	10	25.086	8	21	PROVENZAN	1:31.566	1:32.123	7	+ 0.557
25	33	34.495	4	30	32.069	3	33	25.102	3	30	MUERMANS	1:31.651	1:31.931	8	+ 0.280
26	27	34.518	7	27	32.072	8	31	25.136	4	10	PAVONI	1:31.656	1:32.104	14	+ 0.448
27	21	34.561	8	20	32.099	3	30	25.156	3	33	DE BRUIJN	1:31.770	1:31.911	3	+ 0.141
28	28	34.668	4	5	32.105	3	27	25.211	3	27	GRAVES	1:31.801	1:32.075	10	+ 0.274
29	22	34.672	4	33	32.173	3	28	25.218	8	28	BARNES	1:31.815	1:32.332	5	+ 0.517
30	10	34.679	4	22	32.469	6	22	25.250	8	22	CALIENDO	1:32.391	1:32.805	4	+ 0.414
31	34	35.050	10	34	32.537	7	34	25.382	14	34	SCHRAML	1:32.969	1:33.113	7	+ 0.144

'Perfect Lap' - 1:29.275



Weather/Track: Sun 25°/Dry 48°

Circuit Length - 4.005 kilometres  
Circuit Ricardo Tormo  
Valencia

# International Formula Master

## LAP CHART - RACE 1

Lap 1			Lap 2			Lap 3			Lap 4			Lap 5		
No	Behind	Laptime	No	Behind	Laptime	No	Behind	Laptime	No	Behind	Laptime	No	Behind	Laptime
16		1:34.147	16		1:29.934	16		1:29.852	16		1:30.194	16		1:29.782
15	1.976	1:36.123	15	3.161	1:31.119	15	3.967	1:30.658	15	4.009	1:30.236	15	4.483	1:30.256
24	2.598	1:36.745	24	3.730	1:31.066	24	4.614	1:30.736	24	5.116	1:30.696	24	5.724	1:30.390
29	4.658	1:38.805	29	5.824	1:31.100	29	6.540	1:30.568	29	7.315	1:30.969	29	8.775	1:31.242
4	4.941	1:39.088	4	6.882	1:31.875	4	7.712	1:30.682	4	8.588	1:31.070	4	9.913	1:31.107
18	5.341	1:39.488	18	7.537	1:32.130	18	8.207	1:30.522	18	8.890	1:30.877	18	9.989	1:30.881
8	5.715	1:39.862	8	8.894	1:33.113	8	10.145	1:31.103	8	11.005	1:31.054	8	12.265	1:31.042
31	6.517	1:40.664	31	9.439	1:32.856	31	11.194	1:31.607	31	12.522	1:31.522	31	14.460	1:31.720
3	7.072	1:41.219	3	9.970	1:32.832	19	11.927	1:31.630	19	12.810	1:31.077	19	14.765	1:31.737
19	8.050	1:42.197	19	10.149	1:32.033	14	12.782	1:32.112	14	13.579	1:30.991	14	14.846	1:31.049
14	8.691	1:42.838	14	10.522	1:31.765	3	13.530	1:33.412	3	14.449	1:31.113	3	15.589	1:30.922
7	11.077	1:45.224	7	12.914	1:31.771	7	13.991	1:30.929	7	15.404	1:31.607	7	16.881	1:31.259
25	11.614	1:45.761	25	13.356	1:31.676	25	14.164	1:30.660	25	15.744	1:31.774	25	17.318	1:31.356
12	11.814	1:45.961	9	14.833	1:32.640	9	16.472	1:31.491	12	18.341	1:31.298	12	19.008	1:30.449
9	12.127	1:46.274	12	15.359	1:33.479	12	17.237	1:31.730	9	18.679	1:32.401	9	20.509	1:31.612
2	12.432	1:46.579	2	15.419	1:32.921	2	17.910	1:32.343	2	19.001	1:31.285	2	21.030	1:31.811
27	12.768	1:46.915	27	16.619	1:33.785	27	19.423	1:32.656	21	21.797	1:32.279	21	24.235	1:32.220
5	14.151	1:48.298	21	17.216	1:32.800	21	19.712	1:32.348	27	23.263	1:34.034	11	26.565	1:32.505
21	14.350	1:48.497	5	18.138	1:33.921	5	20.061	1:31.775	5	23.750	1:33.883	27	27.300	1:33.819
6	15.013	1:49.160	6	18.730	1:33.651	6	20.798	1:31.920	11	23.842	1:32.896	20	27.544	1:33.259
11	15.526	1:49.673	11	18.954	1:33.362	11	21.140	1:32.038	20	24.067	1:32.416	5	28.407	1:34.439
20	15.914	1:50.061	20	19.178	1:33.198	20	21.845	1:32.519	10	24.742	1:32.186	10	28.753	1:33.793
10	16.187	1:50.334	10	19.742	1:33.489	10	22.750	1:32.860	26	26.099	1:32.664	26	29.072	1:32.755
34	16.965	1:51.112	28	20.591	1:33.478	26	23.629	1:32.437	28	27.491	1:33.625	28	30.041	1:32.332
28	17.047	1:51.194	26	21.044	1:33.698	28	24.060	1:33.321	6	28.682	1:38.078	22	33.677	1:34.480
26	17.280	1:51.427	22	22.703	1:35.117	22	26.368	1:33.517	22	28.979	1:32.805	34	34.390	1:33.962
22	17.520	1:51.667	34	23.018	1:35.987	34	26.787	1:33.621	34	30.210	1:33.617	33	38.753	1:32.226
23	19.724	1:53.871	33	31.918	1:32.861	33	33.977	1:31.911	33	36.309	1:32.526	30	39.191	1:32.231
33	28.991	2:03.138	30	32.371	1:32.828	30	34.520	1:32.001	30	36.742	1:32.416	6	46.529	1:47.629P
30	29.477	2:03.624	23	40.118	1:50.328P	32	50.243	1:32.173	32	51.540	1:31.491	32	54.312	1:32.554
32	45.777	2:19.924	32	47.922	1:32.079									

Weather/Track: Sun 25°/Dry 48°



# International Formula Master

## LAP CHART - RACE 1

(contd.)

Lap 6			Lap 7			Lap 8			Lap 9			Lap 10		
No	Behind	Laptime	No	Behind	Laptime	No	Behind	Laptime	No	Behind	Laptime	No	Behind	Laptime
16		1:29.958	16		1:30.309	16		1:31.177	16		1:30.718	16		1:30.900
15	4.929	1:30.404	15	4.902	1:30.282	15	4.292	1:30.567	15	3.965	1:30.391	21	1 LAP	2:32.380P
24	6.539	1:30.773	24	6.870	1:30.640	24	6.683	1:30.990	24	7.046	1:31.081	15	3.343	1:30.278
29	9.788	1:30.971	29	10.937	1:31.458	29	11.449	1:31.689	29	12.089	1:31.358	24	6.876	1:30.730
18	10.997	1:30.966	18	12.550	1:31.862	4	13.899	1:32.126	4	15.321	1:32.140	29	13.020	1:31.831
4	12.037	1:32.082	4	12.950	1:31.222	18	13.990	1:32.617	18	15.638	1:32.366	4	15.788	1:31.367
8	12.930	1:30.623	8	13.633	1:31.012	8	14.178	1:31.722	8	16.342	1:32.882	18	16.326	1:31.588
31	16.204	1:31.702	31	17.959	1:32.064	6	2 LAPS	4:01.335	6	2 LAPS	1:31.969	8	17.069	1:31.627
14	16.493	1:31.605	14	18.377	1:32.193	31	19.235	1:32.453	31	21.061	1:32.544	6	2 LAPS	1:31.377
3	17.911	1:32.280	3	19.300	1:31.698	14	19.306	1:32.106	3	21.361	1:32.583	3	23.588	1:33.127
7	18.106	1:31.183	25	19.821	1:31.530	3	19.496	1:31.373	14	22.214	1:33.626	14	24.208	1:32.894
25	18.600	1:31.240	12	20.708	1:30.819	25	19.773	1:31.129	25	22.662	1:33.607	12	25.714	1:33.562
12	20.198	1:31.148	9	23.655	1:31.971	12	20.633	1:31.102	12	23.052	1:33.137	25	25.892	1:34.130
19	21.439	1:36.632P	2	24.938	1:31.803	9	23.571	1:31.093	9	24.533	1:31.680	31	26.037	1:35.876
9	21.993	1:31.442	21	28.237	1:32.123	2	25.257	1:31.496	2	26.097	1:31.558	9	26.364	1:32.731
2	23.444	1:32.372	11	29.577	1:31.465	11	29.971	1:31.571	11	30.878	1:31.625	2	27.077	1:31.880
21	26.423	1:32.146	27	31.813	1:32.160	21	31.463	1:34.403	27	34.515	1:32.285	11	31.389	1:31.411
11	28.421	1:31.814	7	33.650	1:45.853P	27	32.948	1:32.312	20	35.086	1:32.057	27	35.690	1:32.075
27	29.962	1:32.620	20	33.276	1:33.381	20	33.747	1:31.648	5	35.750	1:31.836	20	36.576	1:32.390
20	30.204	1:32.618	5	34.049	1:33.886	5	34.632	1:31.760	26	37.017	1:32.720	5	37.186	1:32.336
5	30.472	1:32.023	26	34.529	1:33.016	26	35.015	1:31.663	10	37.655	1:32.171	26	38.142	1:32.025
26	31.822	1:32.708	10	35.235	1:33.398	10	36.202	1:32.144	28	38.855	1:32.634	10	39.028	1:32.273
10	32.146	1:33.351	28	35.595	1:32.976	28	36.939	1:32.521	19	43.973	1:32.639	28	40.701	1:32.746
28	32.928	1:32.845	22	40.120	1:33.547	22	41.817	1:32.874	22	45.567	1:34.468	19	44.244	1:31.171
22	36.882	1:33.163	34	40.621	1:33.113	19	42.052	1:32.216	34	47.012	1:33.847	22	48.607	1:33.940
34	37.817	1:33.385	19	41.013	1:49.883	34	43.883	1:34.439	33	47.330	1:32.976	33	49.895	1:33.465
33	41.626	1:32.831	33	43.918	1:32.601	33	45.072	1:32.331	30	47.706	1:32.540	30	51.078	1:34.272
30	42.605	1:33.372	30	45.130	1:32.834	30	45.884	1:31.931	32	1:02.277	1:32.990	34	51.918	1:35.806
32	56.178	1:31.824	32	58.441	1:32.572	32	1:00.005	1:32.741	23	3 LAPS	1:31.116	32	1:03.486	1:32.109
23	3 LAPS	6:35.819	23	3 LAPS	1:31.281	23	3 LAPS	1:30.958				23	3 LAPS	1:31.240

Weather/Track: Sun 25°/Dry 48°

# International Formula Master

## LAP CHART - RACE 1

(contd.)

Lap 11			Lap 12			Lap 13			Lap 14			Lap 15		
No	Behind	Laptime	No	Behind	Laptime	No	Behind	Laptime	No	Behind	Laptime	No	Behind	Laptime
16		1:31.482	16		1:32.790	15		1:31.985	15		1:30.955	15		1:31.424
15	2.560	1:30.699	15	0.847	1:31.077	16	2.128	1:34.960	24	4.852	1:31.822	24	6.880	1:33.452
24	6.674	1:31.280	24	5.456	1:31.572	24	3.985	1:31.361	16	7.798	1:36.625	16	11.239	1:34.865
29	12.751	1:31.213	29	11.493	1:31.532	29	10.338	1:31.677	29	11.301	1:31.918	29	12.015	1:32.138
4	15.696	1:31.390	23	4 LAPS	2:00.249P	4	12.883	1:31.434	4	13.259	1:31.331	18	13.806	1:31.261
18	16.099	1:31.255	4	14.281	1:31.375	18	13.594	1:31.186	18	13.969	1:31.330	4	13.952	1:32.117
8	17.167	1:31.580	18	15.240	1:31.931	8	14.407	1:31.391	8	15.006	1:31.554	8	15.131	1:31.549
6	2 LAPS	1:31.395	8	15.848	1:31.471	6	2 LAPS	1:31.412	6	2 LAPS	1:31.327	6	2 LAPS	1:31.801
3	23.696	1:31.590	6	2 LAPS	1:31.526	3	21.265	1:31.599	3	22.197	1:31.887	3	22.281	1:31.508
14	24.238	1:31.512	3	22.498	1:31.592	25	25.707	1:32.499	25	25.891	1:31.139	25	25.857	1:31.390
12	26.366	1:32.134	14	25.486	1:34.038	12	26.695	1:33.845	12	27.167	1:31.427	12	26.911	1:31.168
25	26.978	1:32.568	12	25.682	1:32.106	31	27.888	1:32.844	31	29.316	1:32.383	31	30.005	1:32.113
31	28.323	1:33.768	25	26.040	1:31.852	2	29.274	1:32.240	2	30.643	1:32.324	2	30.850	1:31.631
2	30.530	1:34.935	31	27.876	1:32.343	11	31.545	1:33.221	11	32.217	1:31.627	11	33.019	1:32.226
11	31.966	1:32.059	2	29.866	1:32.126	9	33.287	1:32.867	9	34.422	1:32.090	9	35.024	1:32.026
9	34.253	1:39.371	11	31.156	1:31.980	14	33.698	1:41.044	14	35.894	1:33.151	14	36.250	1:31.780
27	36.734	1:32.526	9	33.252	1:31.789	27	36.128	1:32.700	27	37.969	1:32.796	20	39.751	1:32.857
20	37.058	1:31.964	27	36.260	1:32.316	20	36.967	1:32.669	20	38.318	1:32.306	27	40.678	1:34.133
5	37.682	1:31.978	20	37.130	1:32.862	5	37.776	1:32.200	5	40.073	1:33.252	5	41.066	1:32.417
26	38.235	1:31.575	5	38.408	1:33.516	26	38.287	1:32.146	26	40.745	1:33.413	26	41.564	1:32.243
10	40.701	1:33.155	26	38.973	1:33.528	10	40.815	1:32.761	10	41.964	1:32.104	10	42.646	1:32.106
19	44.905	1:32.143	10	40.886	1:32.975	19	42.414	1:31.501	19	43.057	1:31.598	19	42.942	1:31.309
28	48.393	1:39.174P	19	43.745	1:31.630	33	53.798	1:34.740	33	56.050	1:33.207	33	57.269	1:32.643
22	51.024	1:33.899	22	51.657	1:33.423	30	55.737	1:35.675	30	58.476	1:33.694	30	1:00.269	1:33.217
33	51.330	1:32.917	33	51.890	1:33.350	22	55.988	1:37.163	22	1:00.054	1:35.021	22	1:02.580	1:33.950
30	52.982	1:33.386	30	52.894	1:32.702	34	57.003	1:35.428	34	1:00.696	1:34.648	34	1:03.083	1:33.811
34	53.632	1:33.196	34	54.407	1:33.565	32	1:02.757	1:32.412	32	1:04.590	1:32.788	32	1:05.779	1:32.613
32	1:03.921	1:31.917	32	1:03.177	1:32.046									

Weather/Track: Sun 25°/Dry 48°

www.mstworld.com

Page 3 of 4

Valencia  
Circuit Length = 4.0050 km.  
Start: 12:28 End: 12:57

Printed - 13:05 Saturday, 19 May 2007

# International Formula Master

## LAP CHART - RACE 1

(contd.)

Lap 16			Lap 17			Lap 18			Lap 19			Lap 20		
No	Behind	Laptime	No	Behind	Laptime	No	Behind	Laptime	No	Behind	Laptime	No	Behind	Laptime
15		1:31.265	15		1:31.494	15		1:31.842	15		1:32.168			
24	8.633	1:33.018	24	8.703	1:31.564	24	8.772	1:31.911	24	8.998	1:32.394			
29	13.317	1:32.567	29	13.681	1:31.858	29	14.119	1:32.280	29	14.886	1:32.935			
18	14.403	1:31.862	4	16.863	1:32.148	4	17.070	1:32.049	4	17.367	1:32.465			
4	16.209	1:33.522	8	17.707	1:32.202	8	18.224	1:32.359	8	18.648	1:32.592			
8	16.999	1:33.133	18	17.873	1:34.964	6	2 LAPS	1:32.238	6	2 LAPS	1:32.671			
6	2 LAPS	1:32.829	6	2 LAPS	1:31.965	18	24.404	1:38.373	25	24.771	1:32.254			
16	17.889	1:37.915	16	21.214	1:34.819	16	24.597	1:35.225	3	25.825	1:33.178			
3	22.962	1:31.946	3	23.933	1:32.465	25	24.685	1:31.253	18	29.758	1:37.522			
25	25.604	1:31.012	25	25.274	1:31.164	3	24.815	1:32.724	12	30.346	1:33.350			
12	27.399	1:31.753	12	28.520	1:32.615	12	29.164	1:32.486	16	31.034	1:38.605			
31	31.218	1:32.478	31	32.427	1:32.703	31	33.080	1:32.495	31	34.543	1:33.631			
2	32.697	1:33.112	2	34.165	1:32.962	2	35.459	1:33.136	2	36.073	1:32.782			
11	34.245	1:32.491	11	34.627	1:31.876	11	36.080	1:33.295	11	36.553	1:32.641			
9	35.438	1:31.679	9	36.045	1:32.101	9	36.441	1:32.238	9	37.061	1:32.788			
14	37.516	1:32.531	14	40.234	1:34.212	14	41.284	1:32.892	14	42.736	1:33.620			
20	41.294	1:32.808	20	42.579	1:32.779	20	43.183	1:32.446	20	43.822	1:32.807			
5	43.209	1:33.408	5	44.266	1:32.551	5	44.916	1:32.492	5	45.828	1:33.080			
27	44.413	1:35.000	27	45.937	1:33.018	26	46.508	1:32.193	26	46.790	1:32.450			
26	44.804	1:34.505	26	46.157	1:32.847	19	48.024	1:33.157	19	47.767	1:31.911			
10	45.143	1:33.762	19	46.709	1:32.907	10	49.089	1:33.157	10	50.155	1:33.234			
19	45.296	1:33.619	10	47.774	1:34.125	27	50.619	1:36.524	27	52.648	1:34.197			
33	59.116	1:33.112	33	1:00.920	1:33.298	33	1:02.714	1:33.636	30	1:10.375	1:36.406			
30	1:02.473	1:33.469	30	1:04.534	1:33.555	30	1:06.137	1:33.445	32	1:13.602	1:33.561			
22	1:06.358	1:35.043	22	1:09.576	1:34.712	32	1:12.209	1:33.866	33	1:14.828	1:44.282			
34	1:06.641	1:34.823	34	1:09.930	1:34.783									
32	1:06.955	1:32.441	32	1:10.185	1:34.724									

Weather/Track: Sun 25°/Dry 48°

www.mstworld.com

Page 4 of 4

Valencia  
Circuit Length = 4.0050 km.  
Start: 12:28 End: 12:57

Printed - 13:05 Saturday, 19 May 2007

# International Formula Master

## GRID FOR RACE 2

ROW 16	7	VAN DER DRIFT	23	ISOHELLA
ROW 15	21	PROVENZANO	28	BARNES
ROW 14	6	CANTELLI JR	34	SCHRAML
ROW 13	22	CALIENDO	33	DE BRUIJN
ROW 12	32	TORRE	30	MUERMANS
ROW 11	27	GRAVES	10	PAVONI
ROW 10	19	RAGUES	26	AVILA
ROW 9	5	MAULINI	20	PETROV
ROW 8	14	TERRANOVA	9	PUGLISI
ROW 7	11	BELLUARDO	2	FREY
ROW 6	31	PERSIANI	16	GOETZ
ROW 5	12	SANCHEZ LOPEZ	15	GATTO
ROW 4	24	LLOBEL	29	CECOTTO JR
ROW 3	4	CAMPOS HULL	8	ANDERSEN
ROW 2	25	D'AMBROSIO	3	ANNALA
ROW 1	18	COSTA		

**POLE**



Weather/Track: Sun 25°/Dry 48°

Valencia  
Circuit Length = 4.0050 km.  
Start: 12:28 End: 12:57

Race Director:	Steward:	Timekeeper:
----------------	----------	-------------

## International Formula Master WARM UP

POS	NO	CL	DRIVER	NAT	TEAM	TIME	LAPS	GAP	KPH
1	16		Maximilian GOETZ	GER	ISR	1:28.429	9		163.04
2	18		Alberto COSTA	ITA	Euronova Racing	1:29.022	10	0.593	161.96
3	4		Oliver CAMPOS HULL	ESP	Iris Project	1:29.031	10	0.602	161.94
4	12		Pablo SANCHEZ LOPEZ	MEX	Alan Racing	1:29.056	11	0.627	161.89
5	8		Kasper ANDERSEN	DEN	J.D. Motorsport	1:29.316	9	0.887	161.42
6	20		Vitaly PETROV	RUS	Euronova Racing	1:29.326	11	0.897	161.40
7	14		Giuseppe TERRANOVA	ITA	Alan Racing	1:29.330	11	0.901	161.40
8	19		Pierre RAGUES	FRA	Euronova Racing	1:29.527	11	1.098	161.04
9	6		Claudio CANTELLI JR	BRA	J.D. Motorsport	1:29.757	10	1.328	160.63
10	30		Dominick MUERMANS	NED	Ombra Racing	1:29.830	11	1.401	160.50
11	15		Salvatore GATTO	ITA	Alan Racing	1:29.870	7	1.441	160.43
12	7		Chris VAN DER DRIFT	NED	J.D. Motorsport	1:29.900	10	1.471	160.37
13	3		Juho ANNALA	FIN	Jenzer Motorsport	1:29.905	7	1.476	160.36
14	2		Rahel FREY	SUI	Jenzer Motorsport	1:30.036	10	1.607	160.13
15	31		Luca PERSIANI	ITA	Scuderia Fama	1:30.201	9	1.772	159.84
16	24		Arturo LLOBEL	ESP	Cram Competition	1:30.255	9	1.826	159.74
17	11		Ignazio BELLUARDO	ITA	Promotorsport	1:30.302	11	1.873	159.66
18	5		Nicolas MAULINI	SUI	Iris Project	1:30.329	9	1.900	159.61
19	23		Sami ISOHELLA	FIN	Team Soderman	1:30.350	10	1.921	159.57
20	26		Rodolfo AVILA	MAC	Cram Competition	1:30.621	7	2.192	159.10
21	10		Mattia PAVONI	ITA	Promotorsport	1:30.735	10	2.306	158.90
22	9		Marcello PUGLISI	ITA	Promotorsport	1:30.855	10	2.426	158.69
23	28		Jon BARNES	GBR	Team JVA	1:30.857	9	2.428	158.68
24	27		Tor GRAVES	GBR	Team JVA	1:30.998	8	2.569	158.44
25	32		Massimo TORRE	ITA	Scuderia Fama	1:31.426	9	2.997	157.70
26	29		Johnny CECOTTO JR	VEN	Ombra Racing	1:31.541	4	3.112	157.50
27	22		Michele CALIENDO	ITA	ADM Motorsport	1:32.353	10	3.924	156.11
28	21		Frankie PROVENZANO	ITA	ADM Motorsport	1:35.198	5	6.769	151.45
29	25		Jerome D'AMBROSIO	BEL	Cram Competition	1:38.841	3	10.412	145.87

Weather/Track: Sun 17°/Dry 22°

Valencia  
Circuit Length = 4.0050 km.  
Start: 08:30 End: 08:45

Race Director:	Steward:	Timekeeper:
----------------	----------	-------------

# International Formula Master Warm-Up - Sector Analysis Report

Lap S1 Time S1 Spd S2 Time S2 Spd S3 Time S3 Spd Lap Time Pit Lap S1 Time S1 Spd S2 Time S2 Spd S3 Time S3 Spd Lap Time Pit

2 FREY				SUI Jenzer Motorsport					
1	12:27.350	40.453	29.550 157.6	13:37.353	7	35.022	31.763	25.183 207.2	1:31.968
2	42.022	33.439	27.387 179.4	1:42.848	8	34.032	31.337	24.694 208.0	1:30.063
3	39.521	37.691	26.047 205.3	1:43.259	9	33.970	31.308	24.758 206.8	1:30.036
4	34.813	31.537	24.974 206.8	1:31.324	10	39.213	37.696	47.175	2:04.084 Pit
5	34.316	31.589	24.867 206.5	1:30.772					
6		1:11.466	197.0	1:40.234					

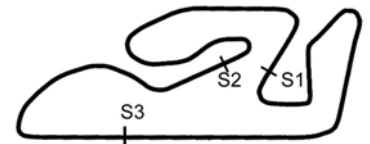
3 ANNALA				FIN Jenzer Motorsport					
1	11:48.657	38.485	30.060 190.4	12:57.202	5	34.222	31.479	24.867 210.1	1:30.568
2	38.067	35.375	27.263 207.6	1:40.705	6	33.940	31.234	24.731 208.4	1:29.905
3	35.071	32.161	25.012 209.7	1:32.244	7	39.019	32.697	34.938	1:46.654 Pit
4	34.282	34.519	26.908 208.8	1:35.709					

4 CAMPOS HULL				ESP Iris Project					
1	11:53.854	39.211	29.938 181.2	13:03.003	7	34.269	31.303	24.561 210.5	1:30.133
2	40.498	34.361	26.433 208.0	1:41.292	8	33.483	31.107	24.441 211.7	1:29.031
3	36.076	32.577	25.364 208.0	1:34.017	9	33.444	31.254	24.587 210.9	1:29.285
4	34.373	31.935	24.849 213.0	1:31.157	10	34.869	32.420	41.450	1:48.739 Pit
5	33.734	31.666	24.683 208.8	1:30.083					
6	34.679	31.318	24.612 209.7	1:30.609					

5 MAULINI				SUI Iris Project					
1	11:45.539	40.839	30.931 163.6	12:57.309	6	33.947	31.647	24.735 208.8	1:30.329
2	43.744	37.276	26.768 209.3	1:47.788	7	36.281	32.445	25.003 210.1	1:33.729
3	38.066	32.878	26.397 208.4	1:37.341	8	33.874	32.105	25.181 207.6	1:31.160
4	35.229	31.899	25.102 208.8	1:32.230	9	35.941	36.567	38.412	1:50.920 Pit
5	34.012	31.681	24.813 210.5	1:30.506					

6 CANTELLI JR				BRA J.D. Motorsport					
1	10:54.424	34.723	32.454	12:01.601 Pit	7	33.712		56.045	1:29.757
2	2:02.629	32.652	25.262 206.8	3:00.543	8				1:30.410
3			206.1	1:31.749	9				1:29.881
4				1:31.199	10				1:44.700 Pit
5				1:30.710					
6			208.4	1:30.210					

7 VAN DER DRIFT				NED J.D. Motorsport					
1	10:55.746	34.517	26.157 206.5	11:56.420	7	33.941	31.680	24.752 210.9	1:30.373
2	35.071	31.921	24.962	1:31.954	8	34.023	31.773	25.067 209.3	1:30.863
3	34.821	31.710	24.825 208.8	1:31.356	9	33.941	31.746	25.040 208.4	1:30.727
4	33.830	31.773	24.993 212.5	1:30.596	10	34.109	31.704	31.359	1:37.172 Pit
5	34.227	31.575	24.860 209.7	1:30.662					
6	33.672	31.448	24.780 210.5	1:29.900					

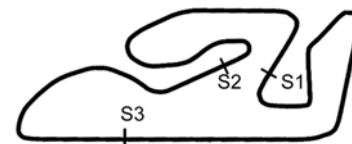


Circuit Length - 4.005 kilometres  
Circuit Ricardo Tormo  
Valencia

Weather/Track: Sun 17°/Dry 22°

# International Formula Master Warm-Up - Sector Analysis Report

Lap	S1 Time	S1 Spd	S2 Time	S2 Spd	S3 Time	S3 Spd	Lap Time	Pit	Lap	S1 Time	S1 Spd	S2 Time	S2 Spd	S3 Time	S3 Spd	Lap Time	Pit	
<b>8 ANDERSEN DEN J.D. Motorsport</b>																		
1	11:39.062		34.454		34.855		12:48.371	Pit	6	33.871		31.275		25.354	209.3		1:30.500	
2	1:05.243		32.454		25.455	206.1	2:03.152		7	37.677		31.970		24.699	206.8		1:34.346	
3	34.705		31.602		25.172	208.4	1:31.479		8	33.597		31.095		24.624	206.5		1:29.316	
4	33.947		31.160		24.487	208.4	1:29.594		9	33.514		31.169		38.463			1:43.146	Pit
5	33.602		31.151		24.660	206.8	1:29.413											
<b>9 PUGLISI ITA Promotorsport</b>																		
1	10:50.480		35.240		27.050	203.0	11:52.770		7	34.346		31.903		25.293	205.3		1:31.542	
2	36.258		32.934		25.495	206.5	1:34.687		8	34.042		31.780		25.108	206.5		1:30.930	
3	35.586		32.821		25.411	207.2	1:33.818		9	34.008		31.770		25.077	204.1		1:30.855	
4	34.580		32.018		25.300	208.4	1:31.898		10	34.200		31.822		44.355			1:50.377	Pit
5	34.348		31.941		33.373		1:39.662	Pit										
6	2:42.202		32.326		25.382	206.8	3:39.910											
<b>10 PAVONI ITA Promotorsport</b>																		
1	10:48.487		34.412		27.027	205.3	11:49.926		7	1:31.730		31.919		25.282	206.8		2:28.931	
2	36.549		33.048		25.730	208.0	1:35.327		8	36.009		31.540		24.846	206.8		1:32.395	
3	35.371		32.469		25.389	208.4	1:33.229		9	34.184		31.520		25.031	207.6		1:30.735	
4	34.561		31.972		24.997	210.1	1:31.530		10	34.361		31.769		39.933			1:46.063	Pit
5	34.200		32.157		25.255	208.4	1:31.612											
6	34.078		31.602		29.875		1:35.555	Pit										
<b>11 BELLUARDO ITA Promotorsport</b>																		
1	10:47.535		34.400		26.989	202.2	11:48.924		7	34.063		31.398		24.841	207.6		1:30.302	
2	37.080		32.724		25.997	205.7	1:35.801		8	34.179		32.923		24.796	209.7		1:31.898	
3	34.973		32.108		25.164	206.5	1:32.245		9	34.036		31.883		24.884	209.3		1:30.803	
4	34.655		31.946		24.862	208.0	1:31.463		10	34.436		31.733		24.918	206.8		1:31.087	
5	34.515		31.852		24.996	206.8	1:31.363		11	35.149		32.674		36.382			1:44.205	Pit
6	34.166		31.593		24.800	208.0	1:30.559											
<b>12 SANCHEZ LOPEZ MEX Alan Racing</b>																		
1	11:27.771		36.921		28.171	198.8	12:32.863		7	33.507		31.068		24.702	207.6		1:29.277	
2	38.395		33.890		26.978	204.9	1:39.263		8	33.931		32.133		24.608	207.6		1:30.672	
3	36.472		32.700		25.365	205.7	1:34.537		9	33.597		31.109		24.350	208.0		1:29.056	
4	34.186		31.491		24.939	206.1	1:30.616		10	33.557		31.069		24.606	207.6		1:29.232	
5	33.977		31.198		24.556	206.5	1:29.731		11	37.081		34.783		38.563			1:50.427	Pit
6	33.493		31.126		24.460	207.6	1:29.079											

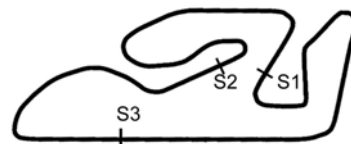


Weather/Track: Sun 17°/Dry 22°

Circuit Length - 4.005 kilometres  
Circuit Ricardo Tormo  
Valencia

# International Formula Master Warm-Up - Sector Analysis Report

Lap	S1 Time	S1 Spd	S2 Time	S2 Spd	S3 Time	S3 Spd	Lap Time	Pit	Lap	S1 Time	S1 Spd	S2 Time	S2 Spd	S3 Time	S3 Spd	Lap Time	Pit
<b>14 TERRANOVA ITA Alan Racing</b>																	
1	11:32.166		37.562		27.164	203.7	12:36.892		7	33.922		31.249		24.516	208.8	1:29.687	
2	37.369		33.357		26.094	205.3	1:36.820		8	34.471		31.858		24.808	208.8	1:31.137	
3	35.440		32.750		25.273	208.0	1:33.463		9	34.158		31.485		25.005	207.2	1:30.648	
4	34.552		31.615		24.842	208.0	1:31.009		10	34.021		32.007		25.346	198.8	1:31.374	
5	33.983		31.496		24.609	208.8	1:30.088		11	35.636		31.913		41.210		1:48.759	Pit
6	33.616		31.193		24.521	209.3	1:29.330										
<b>15 GATTO ITA Alan Racing</b>																	
1	11:43.688		41.980		30.902	170.6	12:56.570		5	33.983		32.752		24.783	206.8	1:31.518	
2	43.364		36.589		26.664	204.5	1:46.617		6	33.802		31.230		24.838	204.9	1:29.870	
3	39.083		33.295		25.527	207.2	1:37.905		7	37.662		31.945		33.630		1:43.237	Pit
4	34.188		31.567		24.741	206.5	1:30.496										
<b>16 GOETZ GER ISR</b>																	
1	12:06.539		34.380		25.699	206.5	13:06.618		6	33.286		30.929		24.214	211.3	1:28.429	
2	35.876		32.387		24.948	208.8	1:33.211		7	34.791		31.510		24.465	210.5	1:30.766	
3	33.867		35.746		24.763	208.8	1:34.376		8	34.038		31.308		24.474	210.1	1:29.820	
4	33.493		31.366		24.316	210.1	1:29.175		9	33.374		31.552		33.928		1:38.854	Pit
5	34.176		31.335		24.459	209.7	1:29.970										
<b>18 COSTA ITA Euronova Racing</b>																	
1	11:47.931		42.792		27.510	204.5	12:58.233		7	34.604		31.107		24.736	210.1	1:30.447	
2	38.026		33.038		25.328	205.7	1:36.392		8	34.338		30.964		24.708	207.2	1:30.010	
3	35.061		31.735		25.145	206.5	1:31.941		9	33.475		31.097		24.450	206.5	1:29.022	
4	34.403		31.391		24.792	207.6	1:30.586		10	36.147		32.168		39.217		1:47.532	Pit
5	33.827		31.263		24.638	206.5	1:29.728										
6	33.538		31.062		24.480	207.6	1:29.080										
<b>19 RAGUES FRA Euronova Racing</b>																	
1	10:53.912		35.254		38.910		12:08.076	Pit	7	34.279		31.449		24.940	207.6	1:30.668	
2	1:07.812		33.972		27.377	207.2	2:09.161		8	34.233		32.043		24.844	208.0	1:31.120	
3	34.887		32.451		25.434	212.1	1:32.772		9	33.642		31.421		24.735	207.6	1:29.798	
4	34.300		31.624		24.820	208.0	1:30.744		10	33.670		31.377		24.539	207.6	1:29.586	
5	33.982		31.380		24.582	208.4	1:29.944		11	35.955		32.082		43.833		1:51.870	Pit
6	33.574		31.338		24.615	208.0	1:29.527										
<b>20 PETROV RUS Euronova Racing</b>																	
1	11:14.122		36.431		29.485	203.7	12:20.038		7	35.243		38.697		27.016	207.6	1:40.956	
2	36.379		34.186		25.729	204.5	1:36.294		8	33.581		31.446		24.594	207.6	1:29.621	
3	34.679		31.774		24.939	206.1	1:31.392		9	33.612		31.389		24.502	207.6	1:29.503	
4	34.116		31.499		24.647	206.5	1:30.262		10	33.733		31.292		24.638	205.7	1:29.663	
5	33.731		31.440		24.505	206.1	1:29.676		11	33.724		31.321		32.635		1:37.680	Pit
6	33.450		31.269		24.607	208.8	1:29.326										



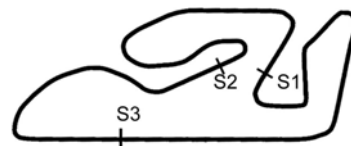
Weather/Track: Sun 17°/Dry 22°

Circuit Length - 4.005 kilometres  
Circuit Ricardo Tormo  
Valencia



# International Formula Master Warm-Up - Sector Analysis Report

Lap	S1 Time	S1 Spd	S2 Time	S2 Spd	S3 Time	S3 Spd	Lap Time	Pit	Lap	S1 Time	S1 Spd	S2 Time	S2 Spd	S3 Time	S3 Spd	Lap Time	Pit
<b>21 PROVENZANO</b>									<b>ITA ADM Motorsport</b>								
1	11:05.824		38.544		28.182	201.4	12:12.550		4	42.507		34.008		26.430	206.1	1:42.945	
2	38.570		40.478		32.935	149.5	1:51.983		5	36.104		33.168		25.926	184.9	1:35.198	
3	45.227		38.095		30.457	149.1	1:53.779										
<b>22 CALIENDO</b>									<b>ITA ADM Motorsport</b>								
1	11:12.098		37.824		31.608	200.0	12:21.530		7	35.113		32.335		25.298	205.3	1:32.746	
2	39.601		35.477		35.080		1:50.158	Pit	8	34.933		32.358		25.062	206.5	1:32.353	
3	1:37.938		33.868		25.871	203.0	2:37.677		9			1:07.742			206.1	1:32.925	
4	35.789		32.643		25.595	204.9	1:34.027		10	35.037		32.295		42.899		1:50.231	Pit
5	35.210		32.308		25.460	205.7	1:32.978										
6	36.298		32.943		25.673	204.9	1:34.914										
<b>23 ISOHELLA</b>									<b>FIN Team Soderman</b>								
1	11:50.367		41.026		27.930	206.5	12:59.323		7	35.241		31.935		25.447	208.4	1:32.623	
2	38.083		33.470		25.692	206.1	1:37.245		8	34.863		31.745		24.896	208.4	1:31.504	
3	34.980		31.855		24.959	208.0	1:31.794		9	34.268		31.524		24.808	207.2	1:30.600	
4	34.316		32.316		24.923	208.0	1:31.555		10	36.573		32.455		36.498		1:45.526	Pit
5	34.094		31.378		24.878	208.4	1:30.350										
6	34.121		31.533		24.944	207.6	1:30.598										
<b>24 LLOBEL</b>									<b>ESP Cram Competition</b>								
1	11:27.300		38.034		27.911	205.3	12:33.245		6	34.121		31.687		24.624	210.9	1:30.432	
2	38.352		34.849		27.418	206.1	1:40.619		7	34.117		31.529		24.609	210.1	1:30.255	
3	36.903		33.191		25.914	207.2	1:36.008		8	34.176		31.627		24.667	210.5	1:30.470	
4	37.433		32.839		24.874	206.8	1:35.146		9	33.953		31.492		34.315		1:39.760	Pit
5	34.367		31.537		24.808	207.6	1:30.712										
<b>25 D'AMBROSIO</b>									<b>BEL Cram Competition</b>								
1	11:13.544		36.638		28.340	201.1	12:18.522		3	35.237		32.444		39.379		1:47.060	Pit
2	38.082		34.373		26.386	204.9	1:38.841										
<b>26 AVILA</b>									<b>MAC Cram Competition</b>								
1	11:32.555		36.450		27.499	203.3	12:36.504		5	34.700		31.623		25.005	206.8	1:31.328	
2	36.946		33.147		26.227	205.7	1:36.320		6	34.171		31.557		24.893	208.8	1:30.621	
3	38.944		34.071		25.485	207.2	1:38.500		7	35.067		31.625		29.500		1:36.192	Pit
4	34.680		31.547		24.952	208.4	1:31.179										
<b>27 GRAVES</b>									<b>GBR Team JVA</b>								
1	11:09.104		38.439		28.943	201.1	12:16.486		6	34.225		31.767		25.006	209.3	1:30.998	
2	38.308		35.594		28.511	206.1	1:42.413		7	34.361		31.672		25.002	208.4	1:31.035	
3	36.785		33.313		26.918	205.3	1:37.016		8	36.545		39.015		36.732		1:52.292	Pit
4	35.601		32.618		25.606	207.6	1:33.825										
5	34.587		32.068		25.075	208.8	1:31.730										



Weather/Track: Sun 17°/Dry 22°

Circuit Length - 4.005 kilometres  
Circuit Ricardo Tormo  
Valencia

# International Formula Master Warm-Up - Sector Analysis Report

Lap S1 Time S1 Spd S2 Time S2 Spd S3 Time S3 Spd Lap Time Pit Lap S1 Time S1 Spd S2 Time S2 Spd S3 Time S3 Spd Lap Time Pit

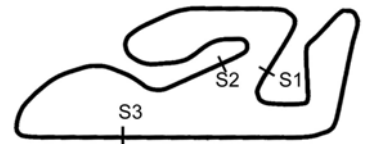
28 BARNES				GBR		Team JVA			
1	11:39.904	35.658	27.864 204.1	12:43.426	6	2:46.816	32.267	25.141 205.7	3:44.224
2	37.252	33.421	26.000 204.5	1:36.673	7	34.335	31.653	24.869 206.5	1:30.857
3	35.450	32.512	25.530 207.2	1:33.492	8	34.226	31.745	24.946 205.3	1:30.917
4	34.950	32.098	25.258 208.0	1:32.306	9	37.573	33.052	38.010	1:48.635 Pit
5	34.609	31.813	31.601	1:38.023 Pit					

29 CECOTTO JR				VEN		Ombra Racing			
1	12:23.499	34.399	26.253 203.3	13:24.151	4	34.280	32.010	32.010	1:38.300 Pit
2	36.041	32.469	25.102 207.6	1:33.612					
3	34.440	32.073	25.028 207.6	1:31.541					

30 MUERMANS				NED		Ombra Racing			
1	11:46.132	36.394	27.336 201.1	12:49.862	7	35.307	31.652	24.455 208.8	1:31.414
2	36.260	32.494	25.392 204.5	1:34.146	8	33.814	31.501	24.764 207.2	1:30.079
3	34.689	31.911	25.182 205.7	1:31.782	9	33.515	31.661	24.654 207.6	1:29.830
4	34.268	31.641	24.883 209.3	1:30.792	10	33.781	31.584	24.656 205.7	1:30.021
5	34.327	31.844	25.272 205.3	1:31.443	11	34.000	31.695	44.050	1:49.745 Pit
6	34.121	31.455	24.602 208.8	1:30.178					

31 PERSIANI				ITA		Scuderia Fama			
1	11:04.108	36.379	27.478 201.1	12:07.965	6	2:45.048	32.041	25.076 206.5	3:42.165
2	38.063	33.991	26.087 207.6	1:38.141	7	34.163	31.630	24.950 209.3	1:30.743
3	35.887	32.678	25.398 208.0	1:33.963	8	33.952	31.376	24.873 209.3	1:30.201
4	34.305	32.421	25.360 208.0	1:32.086	9	34.240	31.568	40.790	1:46.598 Pit
5	34.317	31.883	30.007	1:36.207 Pit					

32 TORRE				ITA		Scuderia Fama			
1	10:57.078	36.375	28.303 193.5	12:01.756	6	34.516	32.280	31.926	1:38.722 Pit
2	38.453	34.138	26.395 200.3	1:38.986	7	2:50.708	33.027	25.258 208.0	3:48.993
3	36.374	32.455	25.330 207.2	1:34.159	8	34.447	31.920	25.059 207.6	1:31.426
4	35.154	32.018	25.200 208.4	1:32.372	9	34.932	32.582	38.246	1:45.760 Pit
5	34.809	31.734	24.933 207.6	1:31.476					

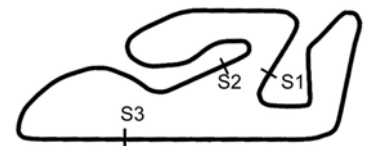


Weather/Track: Sun 17° / Dry 22°

Circuit Length - 4.005 kilometres  
Circuit Ricardo Tormo  
Valencia

# International Formula Master Warm-Up - Best Sector Speeds Report

SECTOR 1		SECTOR 2		SECTOR 3				
POS	NO	SPEED	TRAP	AVAILABLE	NO	NAME	SPEED	LAP
					4	CAMPOS HUL	213.0	4
					7	VAN DER DRI	212.5	4
					19	RAGUES	212.1	3
					16	GOETZ	211.3	6
					24	LLOBEL	210.9	6
					5	MAULINI	210.5	5
					3	ANNALA	210.1	5
					10	PAVONI	210.1	4
					18	COSTA	210.1	7
					11	BELLUARDO	209.7	8
					8	ANDERSEN	209.3	6
					14	TERRANOVA	209.3	6
					27	GRAVES	209.3	6
					30	MUERMANS	209.3	4
					31	PERSIANI	209.3	7
					20	PETROV	208.8	6
					26	AVILA	208.8	6
					6	CANTELLI JR	208.4	6
					9	PUGLISI	208.4	4
					23	ISOHELLA	208.4	5
					32	TORRE	208.4	4
					2	FREY	208.0	8
					12	SANCHEZ LOP	208.0	9
					28	BARNES	208.0	4
					29	CECOTTO JR	207.6	2
					15	GATTO	207.2	3
					22	CALIENDO	206.5	8
					21	PROVENZANO	206.1	4
					25	D'AMBROSIO	204.9	2



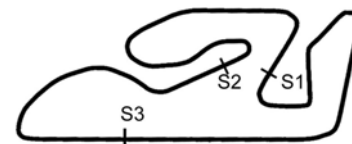
Weather/Track: Sun 17°/Dry 22°

Circuit Length - 4.005 kilometres  
Circuit Ricardo Tormo  
Valencia

## International Formula Master Warm-Up - Best Sector Times Report

POS	SECTOR 1			SECTOR 2			SECTOR 3			NO	NAME	IDEAL/BEST LAP COMPARISON			DIFF
	NO	TIME	LAP	NO	TIME	LAP	NO	TIME	LAP			IDEAL	BEST	LAP	
1	16	33.286	6	16	30.929	6	16	24.214	6	16	GOETZ	1:28.429	1:28.429	6	+ 0.000
2	4	33.444	9	18	30.964	8	12	24.350	9	18	COSTA	1:28.889	1:29.022	9	+ 0.133
3	20	33.450	6	12	31.068	7	4	24.441	8	12	SANCHEZ LO	1:28.911	1:29.056	9	+ 0.145
4	18	33.475	9	8	31.095	8	18	24.450	9	4	CAMPOS HU	1:28.992	1:29.031	8	+ 0.039
5	12	33.493	6	4	31.107	8	30	24.455	7	8	ANDERSEN	1:29.096	1:29.316	8	+ 0.220
6	8	33.514	9	14	31.193	6	8	24.487	4	20	PETROV	1:29.221	1:29.326	6	+ 0.105
7	30	33.515	9	15	31.230	6	20	24.502	9	14	TERRANOVA	1:29.325	1:29.330	6	+ 0.005
8	19	33.574	6	3	31.234	6	14	24.516	7	30	MUERMANS	1:29.425	1:29.830	9	+ 0.405
9	14	33.616	6	20	31.269	6	19	24.539	10	19	RAGUES	1:29.451	1:29.527	6	+ 0.076
10	7	33.672	6	2	31.308	9	24	24.609	7	15	GATTO	1:29.773	1:29.870	6	+ 0.097
11	6	33.712	7	19	31.338	6	2	24.694	8	7	VAN DER DR	1:29.872	1:29.900	6	+ 0.028
12	15	33.802	6	31	31.376	8	3	24.731	6	3	ANNALA	1:29.905	1:29.905	6	+ 0.000
13	5	33.874	8	23	31.378	5	5	24.735	6	2	FREY	1:29.972	1:30.036	9	+ 0.064
14	3	33.940	6	11	31.398	7	15	24.741	4	24	LLOBEL	1:30.054	1:30.255	7	+ 0.201
15	31	33.952	8	7	31.448	6	7	24.752	7	31	PERSIANI	1:30.201	1:30.201	8	+ 0.000
16	24	33.953	9	30	31.455	6	11	24.796	8	11	BELLUARDO	1:30.230	1:30.302	7	+ 0.072
17	2	33.970	9	24	31.492	9	23	24.808	9	5	MAULINI	1:30.256	1:30.329	6	+ 0.073
18	9	34.008	9	10	31.520	9	10	24.846	8	23	ISOHELLA	1:30.280	1:30.350	5	+ 0.070
19	11	34.036	9	26	31.547	4	28	24.869	7	10	PAVONI	1:30.444	1:30.735	9	+ 0.291
20	10	34.078	6	5	31.647	6	31	24.873	8	26	AVILA	1:30.611	1:30.621	6	+ 0.010
21	23	34.094	5	28	31.653	7	26	24.893	6	28	BARNES	1:30.748	1:30.857	7	+ 0.109
22	26	34.171	6	27	31.672	7	32	24.933	5	9	PUGLISI	1:30.855	1:30.855	9	+ 0.000
23	27	34.225	6	32	31.734	5	27	25.002	7	27	GRAVES	1:30.899	1:30.998	6	+ 0.099
24	28	34.226	8	9	31.770	9	29	25.028	3	32	TORRE	1:31.114	1:31.426	8	+ 0.312
25	29	34.280	4	29	32.010	4	22	25.062	8	29	CECOTTO JR	1:31.318	1:31.541	3	+ 0.223
26	32	34.447	8	22	32.295	10	9	25.077	9	6	CANTELLI J	1:31.626	1:29.757	7	+ 1.869
27	22	34.933	8	25	32.444	3	6	25.262	2	22	CALIENDO	1:32.290	1:32.353	8	+ 0.063
28	25	35.237	3	6	32.652	2	21	25.926	5	25	D'AMBROSI	1:34.067	1:38.841	2	+ 4.774
29	21	36.104	5	21	33.168	5	25	26.386	2	21	PROVENZAN	1:35.198	1:35.198	5	+ 0.000

'Perfect Lap' - 1:28.429



Circuit Length - 4.005 kilometres  
Circuit Ricardo Tormo  
Valencia

Weather/Track: Sun 17°/Dry 22°

## International Formula Master RACE CLASSIFICATION - RACE 2

POS	NO	CL	DRIVER	NAT	TEAM	TIME	LAPS	GAP	KPH	BEST
1	8		Kasper ANDERSEN	DEN	J.D. Motorsport	31:01.668	19		147.14	1:30.443
2	25		Jerome D'AMBROSIO	BEL	Cram Competition	31:02.147	19	0.479	147.11	1:30.287
3	4		Oliver CAMPOS HULL	ESP	Iris Project	31:04.172	19	2.504	146.95	1:30.941
4	16		Maximilian GOETZ	GER	ISR	31:04.233	19	2.565	146.94	1:29.764
5	29		Johnny CECOTTO JR	VEN	Ombra Racing	31:05.295	19	3.627	146.86	1:30.612
6	12		Pablo SANCHEZ LOPEZ	MEX	Alan Racing	31:06.344	19	4.676	146.78	1:30.832
7	31		Luca PERSIANI	ITA	Scuderia Fama	31:08.244	19	6.576	146.63	1:31.537
8	9		Marcello PUGLISI	ITA	Promotorsport	31:10.313	19	8.645	146.46	1:30.817
9	19		Pierre RAGUES	FRA	Euronova Racing	31:10.375	19	8.707	146.46	1:30.486
10	7		Chris VAN DER DRIFT	NED	J.D. Motorsport	31:11.105	19	9.437	146.40	1:30.920
11	15		Salvatore GATTO	ITA	Alan Racing	31:11.201	19	9.533	146.39	1:30.868
12	5		Nicolas MAULINI	SUI	Iris Project	31:13.299	19	11.631	146.23	1:31.256
13	32		Massimo TORRE	ITA	Scuderia Fama	31:14.825	19	13.157	146.11	1:31.322
14	3		Juho ANNALA	FIN	Jenzer Motorsport	31:15.586	19	13.918	146.05	1:31.359
15	6		Claudio CANTELLI JR	BRA	J.D. Motorsport	31:15.897	19	14.229	146.03	1:30.971
16	10		Mattia PAVONI	ITA	Promotorsport	31:17.757	19	16.089	145.88	1:31.414
17	26		Rodolfo AVILA	MAC	Cram Competition	31:18.368	19	16.700	145.84	1:31.502
18	24		Arturo LLOBEL	ESP	Cram Competition	31:18.602	19	16.934	145.82	1:30.680
19	23		Sami ISOHELLA	FIN	Team Soderman	31:18.777	19	17.109	145.80	1:30.978
20	18		Alberto COSTA	ITA	Euronova Racing	31:19.389	19	17.721	145.76	1:30.899
21	28		Jon BARNES	GBR	Team JVA	31:20.255	19	18.587	145.69	1:32.667
22	27		Tor GRAVES	GBR	Team JVA	31:20.987	19	19.319	145.63	1:31.136
23	22		Michele CALIENDO	ITA	ADM Motorsport	31:30.626	19	28.958	144.89	1:34.681
24	34		Dominik SCHRAML	GER	ADM Motorsport	31:35.536	19	33.868	144.52	1:34.577
25	21		Frankie PROVENZANO	ITA	ADM Motorsport	28:25.753	17	2 LAPS	143.69	1:34.437

### NOT CLASSIFIED

11			Ignazio BELLUARDO	ITA	Promotorsport	18:35.077	12	D.N.F.	155.16	1:30.571
30			Dominick MUERMANS	NED	Ombra Racing	7:57.261	5	D.N.F.	151.04	1:32.334
2			Rahel FREY	SUI	Jenzer Motorsport		0	D.N.F.	N/A	
20			Vitaly PETROV	RUS	Euronova Racing		0	D.N.F.	N/A	
14			Giuseppe TERRANOVA	ITA	Alan Racing		0	D.N.F.	N/A	
33			Nick DE BRUIJN	NED	ADM Motorsport		0	D.N.F.	N/A	

### FASTEST LAP

16			Maximilian GOETZ		ISR	1:29.764	2	160.62kph	99.80mph	
----	--	--	------------------	--	-----	----------	---	-----------	----------	--

Weather/Track: Sun 24°/Dry 43°

Valencia  
Circuit Length = 4.0050 km.  
Start: 14:08 End: 14:39

Race Director:	Steward:	Timekeeper:
----------------	----------	-------------

# International Formula Master

## Race 2 - Sector Analysis Report

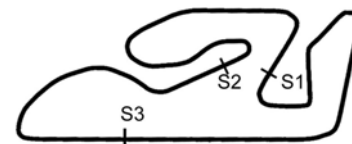
Lap S1 Time S1 Spd S2 Time S2 Spd S3 Time S3 Spd Lap Time Pit Lap S1 Time S1 Spd S2 Time S2 Spd S3 Time S3 Spd Lap Time Pit

--	--	--	--	--	--	--	--	--	--	--	--	--	--	--	--	--	--	--	--	--

3 ANNALA					FIN Jenzer Motorsport						
1	44.114	32.554	33.336	207.6	1:50.004	11	34.607	32.142	25.254	206.5	1:32.003
2	35.793	32.592	26.179	206.5	1:34.564	12	34.566	32.193	25.352	206.8	1:32.111
3	34.284	31.619	25.456	206.8	1:31.359	13	34.478	32.264	25.716	206.5	1:32.458
4	34.445	32.351	25.385	208.8	1:32.181	14	34.551	32.902	27.012	206.8	1:34.465
5	34.979	31.724	25.115	207.2	1:31.818	15	36.104	56.456	45.388	133.0	2:17.948
6	34.418	31.899	25.049	208.4	1:31.366	16	52.394	50.483	46.024	210.1	2:28.901
7	34.433	32.124	25.053	208.8	1:31.610	17	34.978	32.254	25.227	208.4	1:32.459
8	34.307	32.103	25.165	209.7	1:31.575	18	34.659	32.397	25.722	208.0	1:32.778
9	34.812	32.109	25.197	208.0	1:32.118	19	35.429	32.286	25.501	207.6	1:33.216
10	34.666	32.617	25.369	206.8	1:32.652						

4 CAMPOS HULL					ESP Iris Project						
1	41.848	32.104	25.068	205.3	1:39.020	11	34.272	32.102	25.067	205.7	1:31.441
2	34.594	32.129	25.052	210.5	1:31.775	12	34.397	32.155	25.098	207.6	1:31.650
3	34.757	31.897	25.086	208.0	1:31.740	13	34.770	32.225	25.185	207.6	1:32.180
4	34.196	31.761	25.289	203.3	1:31.246	14	34.482	32.218	26.723	177.0	1:33.423
5	34.108	31.872	24.961	208.0	1:30.941	15	39.790	1:02.946	43.310	116.3	2:26.046
6	34.173	31.877	25.009	208.4	1:31.059	16	54.961	51.098	44.938	206.8	2:30.997
7	34.513	32.285	24.978	209.3	1:31.776	17	34.889	32.078	25.183	206.8	1:32.150
8	34.193	31.959	25.494	206.5	1:31.646	18	34.270	31.943	24.943	206.8	1:31.156
9	35.254	32.096	25.160	206.5	1:32.510	19	34.447	31.929	25.532	204.9	1:31.908
10	34.400	31.999	25.109	206.8	1:31.508						

5 MAULINI					SUI Iris Project						
1	46.346	33.495	25.861	204.5	1:45.702	11	34.684	32.291	25.170	206.8	1:32.145
2	34.750	32.119	25.257	206.8	1:32.126	12	34.555	32.263	25.042	207.6	1:31.860
3	34.331	31.927	25.035	206.8	1:31.293	13	34.938	32.349	26.288	204.9	1:33.575
4	34.575	32.947	25.286	208.4	1:32.808	14	34.977	32.911	26.658	203.0	1:34.546
5	34.263	32.075	24.964	207.6	1:31.302	15	39.090	55.514	45.490	127.5	2:20.094
6	34.080	32.173	25.081	206.5	1:31.334	16	52.758	50.522	45.838	204.1	2:29.118
7	34.374	31.809	25.073	209.3	1:31.256	17	35.177	32.454	25.333	204.9	1:32.964
8	34.504	32.108	25.504	206.8	1:32.116	18	34.794	32.396	25.358	206.1	1:32.548
9	35.718	32.459	25.366	206.8	1:33.543	19	34.844	32.308	25.389	202.6	1:32.541
10	34.690	32.392	25.346	205.3	1:32.428						



Weather/Track: Sun 24°/Dry 43°

Circuit Length - 4.005 kilometres  
Circuit Ricardo Tormo  
Valencia

# International Formula Master

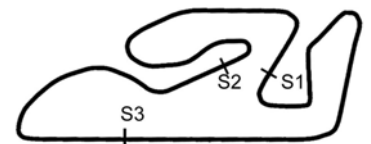
## Race 2 - Sector Analysis Report

Lap S1 Time S1 Spd S2 Time S2 Spd S3 Time S3 Spd Lap Time Pit Lap S1 Time S1 Spd S2 Time S2 Spd S3 Time S3 Spd Lap Time Pit

6 CANTELLI JR					BRA J.D. Motorsport						
1	49.215	34.277	26.882	202.2	1:50.374	11	34.324	31.911	25.076	207.2	1:31.311
2	36.209	33.120	26.818	201.1	1:36.147	12	34.268	32.366	25.404	209.3	1:32.038
3	35.102	32.117	25.295		1:32.514	13	34.391	32.316	25.563	208.4	1:32.270
4	33.896	31.915	25.215	207.6	1:31.026	14	34.399	32.705	28.010	197.8	1:35.114
5	34.479	32.403	25.346	210.9	1:32.228	15	35.943	56.254	45.501	144.0	2:17.698
6	35.120	31.963	25.051	207.2	1:32.134	16	52.591	50.023	45.359		2:27.973
7	34.155	31.996	24.885		1:31.036	17	35.504	32.422	25.335		1:33.261
8	34.069	32.027	24.984	206.8	1:31.080	18	34.398	32.402	25.200		1:32.000
9	34.022	31.952	24.997	207.2	1:30.971	19	35.904	32.078	25.277	210.9	1:33.259
10	34.890	33.050	25.523	205.7	1:33.463						

7 VAN DER DRIFT					NED J.D. Motorsport						
1	47.085	32.546	25.146	210.9	1:44.777	11	34.316	32.130	25.024		1:31.470
2	34.282	31.761	25.029	210.9	1:31.072	12	34.829	32.497	25.207	207.2	1:32.533
3	34.388	31.741	24.986	207.6	1:31.115	13	34.695	32.283	25.192	207.6	1:32.170
4	34.205	31.959	25.037	207.6	1:31.201	14	34.309	32.005	26.008	201.4	1:32.322
5	34.117	31.828	24.975	206.8	1:30.920	15	39.144	1:02.890	44.613	154.2	2:26.647
6	34.127	32.017	25.135	208.0	1:31.279	16	53.840	50.819	45.907	206.1	2:30.566
7	34.094	32.148	25.021	210.9	1:31.263	17	34.722	32.058	25.110	210.5	1:31.890
8	34.403	32.144	25.097	209.3	1:31.644	18	34.277	32.021	25.134	211.3	1:31.432
9	34.541	33.238	25.230	207.6	1:33.009	19	35.540	32.913	25.330	207.6	1:33.783
10	34.541	32.320	25.151		1:32.012						

8 ANDERSEN					DEN J.D. Motorsport						
1	40.493	31.949	24.995	203.7	1:37.437	11	34.086	31.860	24.936	203.7	1:30.882
2	34.314	31.462	25.103	204.9	1:30.879	12	34.189	32.054	24.998	204.1	1:31.241
3	34.078	31.325	25.049	204.1	1:30.452	13	34.267	31.999	25.035	204.1	1:31.301
4	33.815	31.863	25.028	203.7	1:30.706	14	34.321	31.880	26.924	193.8	1:33.125
5	34.022	31.623	24.851	203.0	1:30.496	15	49.085	1:04.024	43.177	120.9	2:36.286
6	33.961	31.603	24.879	204.1	1:30.443	16	55.104	51.227	44.405	201.4	2:30.736
7	34.081	31.838	24.908	204.9	1:30.827	17	34.902	31.911	24.975	203.7	1:31.788
8	34.118	31.596	24.843	204.5	1:30.557	18	34.216	31.695	25.018	204.9	1:30.929
9	34.072	31.785	25.014	204.1	1:30.871	19	34.496	31.921	25.271	204.5	1:31.688
10	34.272	31.860	24.892	204.5	1:31.024						



Weather/Track: Sun 24°/Dry 43°

Circuit Length - 4.005 kilometres  
Circuit Ricardo Tormo  
Valencia

# International Formula Master

## Race 2 - Sector Analysis Report

Lap S1 Time S1 Spd S2 Time S2 Spd S3 Time S3 Spd Lap Time Pit Lap S1 Time S1 Spd S2 Time S2 Spd S3 Time S3 Spd Lap Time Pit

### 9 PUGLISI

### ITA

### Promotorsport

1	45.333	32.946	25.991	206.1	1:44.270	11	34.425	32.395	25.067	207.2	1:31.887
2	34.339	31.761	25.229	206.5	1:31.329	12	34.736	32.320	25.315	206.8	1:32.371
3	34.126	31.534	25.170	205.3	1:30.830	13	34.158	32.407	25.390	206.8	1:31.955
4	33.871	31.750	25.196	206.5	1:30.817	14	34.422	32.450	26.096	204.9	1:32.968
5	34.024	31.985	24.983	206.8	1:30.992	15	39.081	1:02.669	44.474	147.5	2:26.224
6	34.209	31.996	25.178	207.2	1:31.383	16	53.990	50.916	45.660	205.3	2:30.566
7	34.186	32.297	25.236	207.6	1:31.719	17	34.747	32.406	25.188	207.2	1:32.341
8	34.299	31.959	25.158	208.0	1:31.416	18	34.313	32.434	25.335	206.1	1:32.082
9	34.461	32.253	25.054	208.0	1:31.768	19	35.201	32.430	25.637	204.1	1:33.268
10	34.547	32.221	25.359	207.6	1:32.127						

### 10 PAVONI

### ITA

### Promotorsport

1	48.082	33.959	26.821	204.9	1:48.862	11	34.601	32.129	25.156	207.6	1:31.886
2	36.196	32.443	25.657	205.7	1:34.296	12	34.526	32.221	25.191	206.5	1:31.938
3	34.306	32.258	25.092	208.4	1:31.656	13	34.634	32.247	25.583	206.1	1:32.464
4	34.328	32.477	25.563	203.0	1:32.368	14	34.700	32.492	25.755	205.7	1:32.947
5	34.686	32.002	25.400	205.7	1:32.088	15	38.479	56.220	45.771	128.5	2:20.470
6	34.428	31.825	25.237	207.2	1:31.490	16	52.162	50.654	46.259	203.0	2:29.075
7	34.393	31.955	25.066	208.0	1:31.414	17	35.498	32.258	25.288	208.0	1:33.044
8	34.225	32.465	25.332	206.1	1:32.022	18	34.573	32.356	25.232	206.1	1:32.161
9	34.364	32.027	25.258	206.1	1:31.649	19	36.726	33.512	25.292	204.9	1:35.530
10	34.572	32.541	25.284	206.1	1:32.397						

### 11 BELLUARDO

### ITA

### Promotorsport

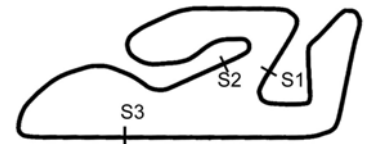
1	47.165	33.887	27.036	206.1	1:48.088	8	34.269	31.992	25.162	205.3	1:31.423
2	34.498	31.788	25.040	211.3	1:31.326	9	34.528	32.339	24.984	207.6	1:31.851
3	33.962	31.638	24.971	206.5	1:30.571	10	34.557	32.380	25.117	205.3	1:32.054
4	34.042	32.011	25.097	205.7	1:31.150	11	34.767	32.204	25.346	206.1	1:32.317
5	34.377	32.000	25.115	204.1	1:31.492	12	34.392	32.211	25.346	205.3	1:31.949
6	34.024	31.815	25.272	203.3	1:31.111						
7	34.326	32.150	25.269	206.5	1:31.745						

### 12 SANCHEZ LOPEZ

### MEX

### Alan Racing

1	42.761	32.009	24.855	212.5	1:39.625	11	34.405	31.990	24.790	209.3	1:31.185
2	34.550	31.915	25.181	208.0	1:31.646	12	34.915	32.235	24.923	206.5	1:32.073
3	34.612	32.050	25.006	206.8	1:31.668	13	34.410	31.810	24.773	210.9	1:30.993
4	34.038	31.843	24.951	205.7	1:30.832	14	35.107	32.156	26.693	206.5	1:33.956
5	35.314	31.583	24.559	207.6	1:31.456	15	40.291	1:02.700	43.494	128.8	2:26.485
6	33.996	31.799	25.174	208.0	1:30.969	16	54.604	50.954	45.809	205.7	2:31.367
7	34.581	32.094	24.941	211.3	1:31.616	17	34.703	32.991	25.299	207.2	1:32.993
8	34.385	31.903	25.758	203.3	1:32.046	18	34.355	32.099	24.981	207.2	1:31.435
9	35.449	32.888	25.145	206.8	1:33.482	19	34.489	31.825	24.789	207.2	1:31.103
10	34.164	32.285	24.965	206.8	1:31.414						



Weather/Track: Sun 24°/Dry 43°

Circuit Length - 4.005 kilometres  
Circuit Ricardo Tormo  
Valencia

Printed at 14:51, Sunday, 20 May, 2007

© MST Systems Ltd, 2005 (www.mstworld.com)

Page 3



# International Formula Master Race 2 - Sector Analysis Report

Lap S1 Time S1 Spd S2 Time S2 Spd S3 Time S3 Spd Lap Time Pit Lap S1 Time S1 Spd S2 Time S2 Spd S3 Time S3 Spd Lap Time Pit

## 15 GATTO

## ITA

## Alan Racing

1	44.360	32.915	27.373	204.5	1:44.648	11	34.597	32.349	25.250	208.8	1:32.196
2	35.166	31.823	25.234	205.7	1:32.223	12	34.793	32.269	25.229	208.4	1:32.291
3	34.230	31.730	24.908	206.8	1:30.868	13	34.413	32.341	25.284	208.0	1:32.038
4	34.056	31.843	25.027	206.1	1:30.926	14	34.420	32.332	26.190	206.8	1:32.942
5	34.194	31.818	25.029	206.5	1:31.041	15	39.185	1:02.856	44.282	151.2	2:26.323
6	34.160	31.829	25.132	206.8	1:31.121	16	54.245	50.870	45.969	204.1	2:31.084
7	34.128	31.966	25.073	209.7	1:31.167	17	34.723	32.041	25.306	205.7	1:32.070
8	34.389	32.056	25.060	210.5	1:31.505	18	35.822	32.323	25.043	206.8	1:33.188
9	34.477	32.248	24.921	208.4	1:31.646	19	34.622	32.579	25.140	212.1	1:32.341
10	34.336	32.159	25.088	208.4	1:31.583						

## 16 GOETZ

## GER

## ISR

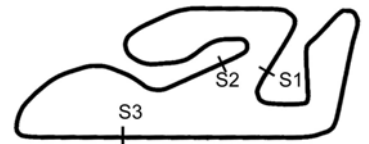
1	44.550	32.978	26.408	204.9	1:43.936	11	34.504	32.072	24.980	208.0	1:31.556
2	33.665	31.399	24.700	205.7	1:29.764	12	34.306	31.819	24.924	208.0	1:31.049
3	33.499	31.737	25.266	210.1	1:30.502	13	34.796	32.304	25.042	206.5	1:32.142
4	34.347	31.726	25.099	205.7	1:31.172	14	34.578	32.197	27.017	203.3	1:33.792
5	34.404	32.112	24.749	208.4	1:31.265	15	39.963	1:02.712	43.412	124.5	2:26.087
6	34.078	31.665	25.074	206.5	1:30.817	16	54.871	51.032	45.590	203.7	2:31.493
7	34.102	32.054	25.126	209.7	1:31.282	17	34.364	31.886	24.886	208.8	1:31.136
8	34.657	31.822	24.988	209.3	1:31.467	18	34.512	31.962	24.937	207.6	1:31.411
9	35.279	32.278	25.063	206.5	1:32.620	19	34.560	31.826	25.071	208.8	1:31.457
10	34.255	32.145	24.885	208.8	1:31.285						

## 18 COSTA

## ITA

## Euronova Racing

1	40.249	31.913	25.658	205.3	1:37.820	11	34.528	32.386	25.432	209.3	1:32.346
2	35.381	31.817	25.507	206.1	1:32.705	12	34.956	32.352	25.270	205.3	1:32.578
3	34.536	31.685	25.343	204.5	1:31.564	13	34.834	32.449	26.349	204.5	1:33.632
4	34.015	31.703	25.181	204.5	1:30.899	14	34.804	32.700	27.751	204.9	1:35.255
5	34.465	31.797	25.008	204.9	1:31.270	15	35.394	45.146	44.347	136.3	2:04.887
6	34.153	31.848	25.071	204.5	1:31.072	16	52.349	49.804	45.341	205.3	2:27.494
7	34.359	31.894	25.091	205.7	1:31.344	17	35.152	31.970	25.617	204.9	1:32.739
8	34.524	32.153	35.309		1:41.986 Pit	18	35.514	32.961	25.398	209.7	1:33.873
9	55.692	32.188	25.294	204.9	1:53.174	19	35.030	32.194	25.558	207.6	1:32.782
10	34.666	32.151	25.152	206.5	1:31.969						



Weather/Track: Sun 24°/Dry 43°

Circuit Length - 4.005 kilometres  
Circuit Ricardo Tormo  
Valencia

Printed at 14:51, Sunday, 20 May, 2007

© MST Systems Ltd, 2005 (www.mstworld.com)

Page 4

# International Formula Master

## Race 2 - Sector Analysis Report

Lap S1 Time S1 Spd S2 Time S2 Spd S3 Time S3 Spd Lap Time Pit Lap S1 Time S1 Spd S2 Time S2 Spd S3 Time S3 Spd Lap Time Pit

### 19 RAGUES

FRA

Euronova Racing

1	46.475	34.351	26.501	205.3	1:47.327	11	34.795	32.096	25.459	208.4	1:32.350
2	34.796	31.730	25.391	205.3	1:31.917	12	34.438	32.191	25.206	210.9	1:31.835
3	35.570	31.813	25.120	208.8	1:32.503	13	35.060	31.890	24.988	205.3	1:31.938
4	36.174	31.856	25.166	207.6	1:33.196	14	34.342	32.471	27.018	195.6	1:33.831
5	34.854	31.662	24.878	204.5	1:31.394	15	37.640	1:00.765	45.145	138.1	2:23.550
6	34.248	31.560	24.845	206.5	1:30.653	16	53.259	50.790	45.785	206.5	2:29.834
7	34.252	31.502	24.732	207.2	1:30.486	17	34.783	31.925	25.075	209.3	1:31.783
8	33.957	31.676	25.019	210.5	1:30.652	18	34.546	31.918	24.928	209.3	1:31.392
9	34.811	31.909	24.919	206.8	1:31.639	19	35.372	32.232	25.156	209.3	1:32.760
10	34.378	31.952	25.005	209.7	1:31.335						

### 21 PROVENZANO

ITA

ADM Motorsport

1	49.619	34.298	27.271	205.7	1:51.188	10	36.080	33.516	26.046	202.6	1:35.642
2	35.912	33.165	26.627	206.1	1:35.704	11	36.194	33.443	25.779	204.9	1:35.416
3	36.272	35.746	25.822	204.9	1:37.840	12	35.830	33.333	26.001	204.1	1:35.164
4	35.580	32.930	26.164	204.5	1:34.674	13	36.023	33.625	26.191	203.3	1:35.839
5	35.783	32.938	25.716	207.6	1:34.437	14	44.111	33.440	26.452	204.1	1:44.003
6	35.865	33.382	25.908	204.1	1:35.155	15	36.790	33.300	27.415	137.2	1:37.505
7	35.787	33.209	25.818	205.7	1:34.814	16	49.033	50.326	44.751	204.9	2:24.110
8	36.341	33.061	25.785	204.5	1:35.187	17	35.902	33.557	34.442		1:43.901 Pit
9	36.065	33.326	25.783	204.9	1:35.174						

### 22 CALIENDO

ITA

ADM Motorsport

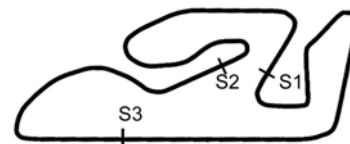
1	48.126	34.816	26.341	207.6	1:49.283	11	35.961	33.722	25.760	203.7	1:35.443
2	37.056	33.090	26.197	204.9	1:36.343	12	35.635	33.586	25.866	204.5	1:35.087
3	35.392	33.759	26.107	203.0	1:35.258	13	35.506	33.183	25.992	203.7	1:34.681
4	36.300	33.119	25.924	202.6	1:35.343	14	42.686	33.482	26.199	203.3	1:42.367
5	35.512	33.260	26.250	201.8	1:35.022	15	36.090	33.568	26.979	134.6	1:36.637
6	35.628	37.518	27.625	204.1	1:40.771	16	49.554	50.724	45.272	201.8	2:25.550
7	35.770	33.280	26.007	205.7	1:35.057	17	36.114	33.389	25.814	204.5	1:35.317
8	35.758	33.365	25.941	204.1	1:35.064	18	35.996	33.284	25.869	203.0	1:35.149
9	36.571	33.741	26.353	204.5	1:36.665	19	36.239	33.323	26.326	201.8	1:35.888
10	35.859	33.709	26.133	203.0	1:35.701						

### 23 ISOHELLA

FIN

Team Soderman

1	48.586	34.858	27.021	206.1	1:50.465	11	34.304	31.715	25.100	206.5	1:31.119
2	36.349	33.177	26.638	205.7	1:36.164	12	34.279	31.947	25.070	207.6	1:31.296
3	35.386	31.941	25.348	208.8	1:32.675	13	34.445	31.842	25.411	208.4	1:31.698
4	34.395	31.539	25.044	210.5	1:30.978	14	34.663	33.075	26.271	207.6	1:34.009
5	34.727	32.276	25.210	210.9	1:32.213	15	35.634	51.073	45.423	131.2	2:12.130
6	37.656	39.927	25.172	206.5	1:42.755	16	52.740	49.243	45.877	206.1	2:27.860
7	34.604	31.772	25.016	207.2	1:31.392	17	35.009	32.159	25.159	207.2	1:32.327
8	34.518	31.841	25.129	205.7	1:31.488	18	36.388	32.603	25.574	208.8	1:34.565
9	34.754	31.799	25.099	208.8	1:31.652	19	34.839	32.259	25.400	207.6	1:32.498
10	34.373	31.937	25.183	206.1	1:31.493						



Weather/Track: Sun 24°/Dry 43°

Circuit Length - 4.005 kilometres  
Circuit Ricardo Tormo  
Valencia

Printed at 14:51, Sunday, 20 May, 2007

© MST Systems Ltd, 2005 (www.mstworld.com)

Page 5

# International Formula Master

## Race 2 - Sector Analysis Report

Lap S1 Time S1 Spd S2 Time S2 Spd S3 Time S3 Spd Lap Time Pit Lap S1 Time S1 Spd S2 Time S2 Spd S3 Time S3 Spd Lap Time Pit

### 24 LLOBEL

### ESP

### Cram Competition

1	43.827	32.312	40.913	203.3	1:57.052	11	37.176	32.537	25.299	206.1	1:35.012
2	34.336	31.620	25.273	211.7	1:31.229	12	34.624	32.322	25.155	206.1	1:32.101
3	34.875	33.027	24.910	209.3	1:32.812	13	34.422	32.186	25.417	205.3	1:32.025
4	34.546	31.490	24.666	209.3	1:30.702	14	34.565	32.220	25.598	204.9	1:32.383
5	33.999	31.957	25.322	208.4	1:31.278	15	35.134	55.235	45.577	142.6	2:15.946
6	36.583	32.265	25.368	206.5	1:34.216	16	52.445	49.873	45.444	208.0	2:27.762
7	34.605	31.868	24.774	207.6	1:31.247	17	35.428	32.495	25.378	206.8	1:33.301
8	33.992	31.750	24.938	206.8	1:30.680	18	36.701	32.667	25.315	208.8	1:34.683
9	34.307	31.945	25.039	207.2	1:31.291	19	34.905	32.261	25.643	210.5	1:32.809
10	34.475	32.558	25.040	206.8	1:32.073						

### 25 D'AMBROSIO

### BEL

### Cram Competition

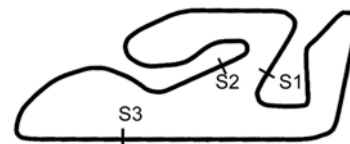
1	41.056	31.924	25.107	207.6	1:38.087	11	34.166	31.808	25.056	207.6	1:31.030
2	34.463	31.853	25.063	206.1	1:31.379	12	34.221	32.109	25.111	206.1	1:31.441
3	33.874	31.538	24.955	204.1	1:30.367	13	34.086	32.186	25.127	206.1	1:31.399
4	34.315	31.633	25.000	206.1	1:30.948	14	34.138	31.972	26.817	167.9	1:32.927
5	34.063	31.779	24.891	206.1	1:30.733	15	47.736	1:03.700	43.358	112.6	2:34.794
6	33.913	31.557	24.817	206.1	1:30.287	16	54.712	51.245	44.589	203.7	2:30.546
7	34.071	31.794	25.079	207.2	1:30.944	17	34.729	31.981	25.129	206.8	1:31.839
8	34.151	31.786	24.966	206.5	1:30.903	18	34.164	31.878	25.085	206.8	1:31.127
9	33.995	31.838	25.015	205.3	1:30.848	19	34.346	31.854	25.038	210.1	1:31.238
10	34.333	31.981	24.996	206.5	1:31.310						

### 26 AVILA

### MAC

### Cram Competition

1	48.359	34.024	26.650	209.7	1:49.033	11	34.807	32.489	25.296	208.8	1:32.592
2	35.523	32.219	25.428	210.1	1:33.170	12	34.881	32.552	25.216	207.6	1:32.649
3	34.802	33.031	25.423	206.1	1:33.256	13	34.833	32.143	25.633	203.3	1:32.609
4	34.620	32.366	25.495	206.5	1:32.481	14	34.837	32.619	25.613	207.2	1:33.069
5	35.791	32.120	25.131	208.8	1:33.042	15	35.106	52.322	45.535	138.4	2:12.963
6	38.992	32.417	25.325	210.9	1:36.734	16	52.334	49.967	45.624	204.9	2:27.925
7	35.367	33.008	25.520	206.8	1:33.895	17	35.070	32.413	25.064	211.3	1:32.547
8	34.699	32.148	25.201	205.7	1:32.048	18	36.058	32.606	25.356	207.6	1:34.020
9	34.467	32.011	25.024	208.8	1:31.502	19	34.984	32.475	25.679	208.4	1:33.138
10	34.442	32.139	25.114	205.3	1:31.695						



Weather/Track: Sun 24°/Dry 43°

Circuit Length - 4.005 kilometres  
Circuit Ricardo Tormo  
Valencia

Printed at 14:51, Sunday, 20 May, 2007

© MST Systems Ltd, 2005 (www.mstworld.com)

Page 6

# International Formula Master

## Race 2 - Sector Analysis Report

Lap S1 Time S1 Spd S2 Time S2 Spd S3 Time S3 Spd Lap Time Pit Lap S1 Time S1 Spd S2 Time S2 Spd S3 Time S3 Spd Lap Time Pit

### 27 GRAVES

GBR

Team JVA

1	47.275	36.074	26.421	206.5	1:49.770	11	34.710	32.436	25.234	207.6	1:32.380
2	35.676	32.607	44.544	196.0	1:52.827	12	34.968	32.160	25.639	206.1	1:32.767
3	34.919	32.317	25.121	206.8	1:32.357	13	34.624	32.136	25.799	206.1	1:32.559
4	34.163	31.925	25.048	206.1	1:31.136	14	34.728	32.374	25.918	206.1	1:33.020
5	34.063	32.075	25.373	206.8	1:31.511	15	35.499	42.834	46.529	143.6	2:04.862
6	34.808	32.271	25.404	210.9	1:32.483	16	49.811	50.165	45.156	206.8	2:25.132
7	35.259	32.836	25.689	208.8	1:33.784	17	35.637	32.512	25.246	208.4	1:33.395
8	34.586	32.573	25.162	208.0	1:32.321	18	34.754	32.587	25.821	208.0	1:33.162
9	34.761	32.075	25.103	209.3	1:31.939	19	34.947	32.462	25.837	206.1	1:33.246
10	34.544	32.143	25.649	207.2	1:32.336						

### 28 BARNES

GBR

Team JVA

1	47.512	33.831	27.263	206.5	1:48.606	11	35.174	32.585	25.589	204.5	1:33.348
2	35.021	32.194	25.452	204.1	1:32.667	12	35.796	32.901	25.530	206.8	1:34.227
3	35.499	32.318	25.393	205.3	1:33.210	13	34.907	32.457	25.588	206.8	1:32.952
4	35.201	32.448	25.888	209.7	1:33.537	14	35.089	32.900	27.235	204.9	1:35.224
5	36.096	32.428	25.589	203.7	1:34.113	15	35.503	44.781	44.688	128.4	2:04.972
6	36.952	32.641	25.713	210.5	1:35.306	16	51.952	50.033	45.388	205.7	2:27.373
7	35.421	33.301	26.187	206.5	1:34.909	17	35.087	32.447	25.529	205.7	1:33.063
8	35.055	32.586	25.621	204.9	1:33.262	18	35.040	32.806	25.449	208.0	1:33.295
9	35.062	32.310	25.445	206.1	1:32.817	19	35.239	32.481	25.430	206.1	1:33.150
10	34.811	33.542	25.871	205.3	1:34.224						

### 29 CECOTTO JR

VEN

Ombra Racing

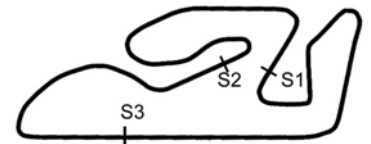
1	42.169	32.163	25.176	205.7	1:39.508	11	34.133	31.983	25.184	207.6	1:31.300
2	34.975	31.936	25.313	206.5	1:32.224	12	35.937	32.394	25.415	207.2	1:33.746
3	34.433	32.147	25.266	205.7	1:31.846	13	34.116	31.991	25.085	206.1	1:31.192
4	34.004	31.686	25.143	207.6	1:30.833	14	34.503	32.454	26.209	204.9	1:33.166
5	35.172	31.838	24.894	206.1	1:31.904	15	40.263	1:02.751	43.584	144.3	2:26.598
6	33.980	31.642	24.990	206.5	1:30.612	16	54.497	50.890	45.983	207.6	2:31.370
7	34.209	32.124	25.179	206.8	1:31.512	17	34.504	32.411	25.055	205.3	1:31.970
8	34.117	31.814	25.144	208.4	1:31.075	18	34.192	31.970	25.029	206.1	1:31.191
9	35.235	32.272	25.268	206.1	1:32.775	19	34.091	31.943	24.871	204.5	1:30.905
10	34.257	32.108	25.203	207.2	1:31.568						

### 30 MUERMANS

NED

Ombra Racing

1	46.818	33.516	26.521	204.1	1:46.855	4	35.761	31.833	25.619	202.2	1:33.213
2	34.812	31.778	25.763	203.3	1:32.353	5	35.556	31.996	24.954	204.5	1:32.506
3	35.325	31.689	25.320	204.1	1:32.334						



Weather/Track: Sun 24°/Dry 43°

Circuit Length - 4.005 kilometres  
Circuit Ricardo Tormo  
Valencia

Printed at 14:51, Sunday, 20 May, 2007

© MST Systems Ltd, 2005 (www.mstworld.com)

Page 7

# International Formula Master

## Race 2 - Sector Analysis Report

Lap S1 Time S1 Spd S2 Time S2 Spd S3 Time S3 Spd Lap Time Pit Lap S1 Time S1 Spd S2 Time S2 Spd S3 Time S3 Spd Lap Time Pit

### 31 PERSIANI

ITA

Scuderia Fama

1	43.481	31.938	24.998	206.5	1:40.417	11	34.512	32.356	25.114	206.1	1:31.982
2	34.487	31.927	25.131	211.3	1:31.545	12	34.607	32.263	25.069	207.6	1:31.939
3	34.767	31.948	25.263	208.0	1:31.978	13	34.440	32.471	25.264	206.1	1:32.175
4	34.248	31.848	25.476	208.8	1:31.572	14	34.500	32.189	25.812	202.6	1:32.501
5	34.666	32.361	25.100	206.8	1:32.127	15	39.956	1:02.562	44.233	144.0	2:26.751
6	34.503	31.919	25.115	206.1	1:31.537	16	54.339	50.833	45.563	205.3	2:30.735
7	34.259	32.217	25.132	205.7	1:31.608	17	35.060	32.385	25.070	207.6	1:32.515
8	34.359	31.920	25.290	206.8	1:31.569	18	34.368	32.157	25.061	208.8	1:31.586
9	34.477	32.241	25.115	207.2	1:31.833	19	34.506	32.282	25.330	203.7	1:32.118
10	34.453	32.198	25.105	207.6	1:31.756						

### 32 TORRE

ITA

Scuderia Fama

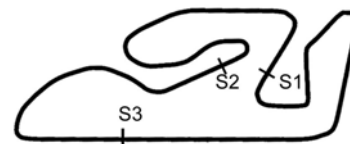
1	47.701	33.969	26.825	203.0	1:48.495	11	34.610	32.169	25.164	206.8	1:31.943
2	35.407	32.305	25.218	210.9	1:32.930	12	34.708	32.167	25.304	207.2	1:32.179
3	34.650	31.669	25.003	207.2	1:31.322	13	34.731	32.129	25.590	204.1	1:32.450
4	35.469	32.103	24.978	208.8	1:32.550	14	34.857	32.487	25.431	207.6	1:32.775
5	35.444	31.915	25.032	208.8	1:32.391	15	38.979	55.782	45.667	132.1	2:20.428
6	34.532	32.154	25.302	207.6	1:31.988	16	52.666	50.461	46.235	204.9	2:29.362
7	34.428	32.216	25.105	206.1	1:31.749	17	35.160	32.337	25.260	206.8	1:32.757
8	34.624	31.944	25.031	204.9	1:31.599	18	34.865	32.307	25.355	208.0	1:32.527
9	34.759	31.983	25.213	206.5	1:31.955	19	34.963	32.605	25.698	207.2	1:33.266
10	34.627	32.355	25.177	205.7	1:32.159						

### 34 SCHRAML

GER

ADM Motorsport

1	48.981	35.564	27.040	205.3	1:51.585	11	35.632	33.356	25.846	203.7	1:34.834
2	36.226	33.340	27.040	204.9	1:36.606	12	36.025	33.548	25.727	203.7	1:35.300
3	36.132	33.611	25.929	202.2	1:35.672	13	36.011	33.257	26.411	205.3	1:35.679
4	35.659	33.168	25.750	204.1	1:34.577	14	43.075	33.341	26.345	204.9	1:42.761
5	35.670	33.537	25.976	203.3	1:35.183	15	36.557	33.601	27.238	135.6	1:37.396
6	36.936	33.372	25.852	206.1	1:36.160	16	49.104	50.955	44.058	204.9	2:24.117
7	36.560	33.384	25.828	204.5	1:35.772	17	36.025	33.489	25.949	203.3	1:35.463
8	36.595	33.335	26.080	203.7	1:36.010	18	41.247	33.578	26.040	204.5	1:40.865
9	36.222	33.437	25.956	202.6	1:35.615	19	36.590	33.823	26.209	203.0	1:36.622
10	35.908	33.423	25.988	203.3	1:35.319						



Weather/Track: Sun 24°/Dry 43°

Circuit Length - 4.005 kilometres  
Circuit Ricardo Tormo  
Valencia

Printed at 14:51, Sunday, 20 May, 2007

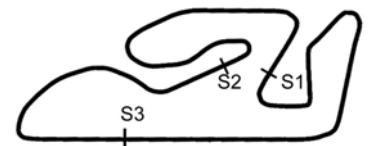
© MST Systems Ltd, 2005 (www.mstworld.com)

Page 8

# International Formula Master

## Race 2 - Best Sector Speeds Report

SECTOR 1		SECTOR 2		SECTOR 3			
POS	NO	SPEED	TRAP AVAILABLE	NO	NAME	SPEED	LAP
			NO SPEED TRAP AVAILABLE				
			NO SPEED TRAP AVAILABLE	12	SANCHEZ LOP	212.5	1
			NO SPEED TRAP AVAILABLE	15	GATTO	212.1	19
			NO SPEED TRAP AVAILABLE	24	LLOBEL	211.7	2
			NO SPEED TRAP AVAILABLE	7	VAN DER DRI	211.3	18
			NO SPEED TRAP AVAILABLE	11	BELLUARDO	211.3	2
			NO SPEED TRAP AVAILABLE	26	AVILA	211.3	17
			NO SPEED TRAP AVAILABLE	31	PERSIANI	211.3	2
			NO SPEED TRAP AVAILABLE	6	CANTELLI JR	210.9	5
			NO SPEED TRAP AVAILABLE	19	RAGUES	210.9	12
			NO SPEED TRAP AVAILABLE	23	ISOHELLA	210.9	5
			NO SPEED TRAP AVAILABLE	27	GRAVES	210.9	6
			NO SPEED TRAP AVAILABLE	32	TORRE	210.9	2
			NO SPEED TRAP AVAILABLE	4	CAMPOS HUL	210.5	2
			NO SPEED TRAP AVAILABLE	28	BARNES	210.5	6
			NO SPEED TRAP AVAILABLE	3	ANNALA	210.1	16
			NO SPEED TRAP AVAILABLE	16	GOETZ	210.1	3
			NO SPEED TRAP AVAILABLE	25	D'AMBROSIO	210.1	19
			NO SPEED TRAP AVAILABLE	18	COSTA	209.7	18
			NO SPEED TRAP AVAILABLE	5	MAULINI	209.3	7
			NO SPEED TRAP AVAILABLE	10	PAVONI	208.4	3
			NO SPEED TRAP AVAILABLE	29	CECOTTO JR	208.4	8
			NO SPEED TRAP AVAILABLE	9	PUGLISI	208.0	8
			NO SPEED TRAP AVAILABLE	21	PROVENZANO	207.6	5
			NO SPEED TRAP AVAILABLE	22	CALIENDO	207.6	1
			NO SPEED TRAP AVAILABLE	34	SCHRAML	206.1	6
			NO SPEED TRAP AVAILABLE	8	ANDERSEN	204.9	2
			NO SPEED TRAP AVAILABLE	30	MUERMANS	204.5	5



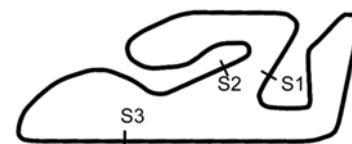
Weather/Track: Sun 24°/Dry 43°

Circuit Length - 4.005 kilometres  
Circuit Ricardo Tormo  
Valencia

## International Formula Master Race 2 - Best Sector Times Report

POS	SECTOR 1			SECTOR 2			SECTOR 3			NO	NAME	IDEAL/BEST LAP COMPARISON			DIFF
	NO	TIME	LAP	NO	TIME	LAP	NO	TIME	LAP			IDEAL	BEST	LAP	
1	16	33.499	3	8	31.325	3	12	24.559	5	16	GOETZ	1:29.598	1:29.764	2	+ 0.166
2	8	33.815	4	16	31.399	2	24	24.666	4	8	ANDERSEN	1:29.983	1:30.443	6	+ 0.460
3	9	33.871	4	24	31.490	4	16	24.700	2	12	SANCHEZ LO	1:30.138	1:30.832	4	+ 0.694
4	25	33.874	3	19	31.502	7	19	24.732	7	24	LLOBEL	1:30.148	1:30.680	8	+ 0.532
5	6	33.896	4	9	31.534	3	25	24.817	6	19	RAGUES	1:30.191	1:30.486	7	+ 0.295
6	19	33.957	8	25	31.538	3	8	24.843	8	25	D'AMBROSI	1:30.229	1:30.287	6	+ 0.058
7	11	33.962	3	23	31.539	4	29	24.871	19	9	PUGLISI	1:30.388	1:30.817	4	+ 0.429
8	29	33.980	6	12	31.583	5	6	24.885	7	29	CECOTTO JR	1:30.493	1:30.612	6	+ 0.119
9	24	33.992	8	3	31.619	3	15	24.908	3	11	BELLUARDO	1:30.571	1:30.571	3	+ 0.000
10	12	33.996	6	11	31.638	3	4	24.943	18	6	CANTELLI J	1:30.692	1:30.971	9	+ 0.279
11	18	34.015	4	29	31.642	6	30	24.954	5	15	GATTO	1:30.694	1:30.868	3	+ 0.174
12	15	34.056	4	32	31.669	3	5	24.964	5	18	COSTA	1:30.708	1:30.899	4	+ 0.191
13	27	34.063	5	18	31.685	3	11	24.971	3	7	VAN DER DR	1:30.810	1:30.920	5	+ 0.110
14	5	34.080	6	30	31.689	3	7	24.975	5	4	CAMPOS HU	1:30.812	1:30.941	5	+ 0.129
15	7	34.094	7	15	31.730	3	32	24.978	4	23	ISOHELLA	1:30.834	1:30.978	4	+ 0.144
16	4	34.108	5	7	31.741	3	9	24.983	5	5	MAULINI	1:30.853	1:31.256	7	+ 0.403
17	10	34.225	8	4	31.761	4	31	24.998	1	3	ANNALA	1:30.952	1:31.359	3	+ 0.407
18	31	34.248	4	5	31.809	7	18	25.008	5	27	GRAVES	1:31.036	1:31.136	4	+ 0.100
19	23	34.279	12	10	31.825	6	23	25.016	7	32	TORRE	1:31.075	1:31.322	3	+ 0.247
20	3	34.284	3	31	31.848	4	26	25.024	9	31	PERSIANI	1:31.094	1:31.537	6	+ 0.443
21	32	34.428	7	6	31.911	11	27	25.048	4	10	PAVONI	1:31.116	1:31.414	7	+ 0.298
22	26	34.442	10	27	31.925	4	3	25.049	6	30	MUERMANS	1:31.455	1:32.334	3	+ 0.879
23	28	34.811	10	26	32.011	9	10	25.066	7	26	AVILA	1:31.477	1:31.502	9	+ 0.025
24	30	34.812	2	28	32.194	2	28	25.393	3	28	BARNES	1:32.398	1:32.667	2	+ 0.269
25	22	35.392	3	21	32.930	4	21	25.716	5	21	PROVENZAN	1:34.226	1:34.437	5	+ 0.211
26	21	35.580	4	22	33.090	2	34	25.727	12	22	CALIENDO	1:34.242	1:34.681	13	+ 0.439
27	34	35.632	11	34	33.168	4	22	25.760	11	34	SCHRAML	1:34.527	1:34.577	4	+ 0.050

'Perfect Lap' - 1:29.383



Circuit Length - 4.005 kilometres  
Circuit Ricardo Tormo  
Valencia

Weather/Track: Sun 24°/Dry 43°

# International Formula Master

## LAP CHART - RACE 2

Lap 1			Lap 2			Lap 3			Lap 4			Lap 5		
No	Behind	Laptime	No	Behind	Laptime	No	Behind	Laptime	No	Behind	Laptime	No	Behind	Laptime
8		1:37.437	8		1:30.879	8		1:30.452	8		1:30.706	8		1:30.496
18	0.383	1:37.820	25	1.150	1:31.379	25	1.065	1:30.367	25	1.307	1:30.948	25	1.544	1:30.733
25	0.650	1:38.087	18	2.209	1:32.705	18	3.321	1:31.564	18	3.514	1:30.899	18	4.288	1:31.270
4	1.583	1:39.020	4	2.479	1:31.775	4	3.767	1:31.740	12	4.297	1:30.832	4	4.752	1:30.941
29	2.071	1:39.508	12	2.955	1:31.646	12	4.171	1:31.668	4	4.307	1:31.246	12	5.257	1:31.456
12	2.188	1:39.625	29	3.416	1:32.224	29	4.810	1:31.846	29	4.937	1:30.833	29	6.345	1:31.904
31	2.980	1:40.417	31	3.646	1:31.545	31	5.172	1:31.978	16	5.900	1:31.172	16	6.669	1:31.265
16	6.499	1:43.936	16	5.384	1:29.764	16	5.434	1:30.502	31	6.038	1:31.572	31	7.669	1:32.127
9	6.833	1:44.270	9	7.283	1:31.329	9	7.661	1:30.830	9	7.772	1:30.817	9	8.268	1:30.992
15	7.211	1:44.648	7	7.533	1:31.072	7	8.196	1:31.115	7	8.691	1:31.201	7	9.115	1:30.920
7	7.340	1:44.777	15	8.555	1:32.223	15	8.971	1:30.868	15	9.191	1:30.926	15	9.736	1:31.041
5	8.265	1:45.702	5	9.512	1:32.126	5	10.353	1:31.293	11	11.661	1:31.150	11	12.657	1:31.492
30	9.418	1:46.855	30	10.892	1:32.353	11	11.217	1:30.571	5	12.455	1:32.808	5	13.261	1:31.302
19	9.890	1:47.327	19	10.928	1:31.917	30	12.774	1:32.334	30	15.281	1:33.213	19	16.367	1:31.394
11	10.651	1:48.088	11	11.098	1:31.326	19	12.979	1:32.503	19	15.469	1:33.196	30	17.291	1:32.506
32	11.058	1:48.495	28	12.957	1:32.667	32	13.979	1:31.322	32	15.823	1:32.550	32	17.718	1:32.391
28	11.169	1:48.606	32	13.109	1:32.930	28	15.715	1:33.210	10	17.708	1:32.368	10	19.300	1:32.088
10	11.425	1:48.862	26	13.887	1:33.170	10	16.046	1:31.656	26	18.466	1:32.481	3	19.956	1:31.818
26	11.596	1:49.033	10	14.842	1:34.296	26	16.691	1:33.256	28	18.546	1:33.537	26	21.012	1:33.042
22	11.846	1:49.283	3	16.252	1:34.564	3	17.159	1:31.359	3	18.634	1:32.181	28	22.163	1:34.113
27	12.333	1:49.770	22	17.310	1:36.343	6	20.267	1:32.514	6	20.587	1:31.026	6	22.319	1:32.228
3	12.567	1:50.004	6	18.205	1:36.147	23	20.536	1:32.675	23	20.808	1:30.978	23	22.525	1:32.213
6	12.937	1:50.374	23	18.313	1:36.164	22	22.116	1:35.258	24	22.321	1:30.702	24	23.103	1:31.278
23	13.028	1:50.465	21	18.576	1:35.704	24	22.325	1:32.812	22	26.753	1:35.343	22	31.279	1:35.022
21	13.751	1:51.188	34	19.875	1:36.606	34	25.095	1:35.672	34	28.966	1:34.577	34	33.653	1:35.183
34	14.148	1:51.585	24	19.965	1:31.229	21	25.964	1:37.840	21	29.932	1:34.674	21	33.873	1:34.437
24	19.615	1:57.052	27	34.281	1:52.827	27	36.186	1:32.357	27	36.616	1:31.136	27	37.631	1:31.511

Weather/Track: Sun 24°/Dry 43°

www.mstworld.com

Page 1 of 4

Valencia  
Circuit Length = 4.0050 km.  
Start: 14:08 End: 14:39

Printed - 14:43 Sunday, 20 May 2007



# International Formula Master

## LAP CHART - RACE 2

(contd.)

Lap 6			Lap 7			Lap 8			Lap 9			Lap 10		
No	Behind	Laptime	No	Behind	Laptime	No	Behind	Laptime	No	Behind	Laptime	No	Behind	Laptime
8		1:30.443	8		1:30.827	8		1:30.557	8		1:30.871	8		1:31.024
25	1.388	1:30.287	25	1.505	1:30.944	25	1.851	1:30.903	25	1.828	1:30.848	25	2.114	1:31.310
18	4.917	1:31.072	18	5.434	1:31.344	4	7.406	1:31.646	4	9.045	1:32.510	4	9.529	1:31.508
4	5.368	1:31.059	4	6.317	1:31.776	29	7.717	1:31.075	29	9.621	1:32.775	29	10.165	1:31.568
12	5.783	1:30.969	12	6.572	1:31.616	12	8.061	1:32.046	16	10.157	1:32.620	16	10.418	1:31.285
29	6.514	1:30.612	29	7.199	1:31.512	16	8.408	1:31.467	12	10.672	1:33.482	12	11.062	1:31.414
16	7.043	1:30.817	16	7.498	1:31.282	31	10.556	1:31.569	31	11.518	1:31.833	31	12.250	1:31.756
31	8.763	1:31.537	31	9.544	1:31.608	9	10.959	1:31.416	9	11.856	1:31.768	9	12.959	1:32.127
9	9.208	1:31.383	9	10.100	1:31.719	7	11.474	1:31.644	15	12.477	1:31.646	15	13.036	1:31.583
7	9.951	1:31.279	7	10.387	1:31.263	15	11.702	1:31.505	7	13.612	1:33.009	7	14.600	1:32.012
15	10.414	1:31.121	15	10.754	1:31.167	11	15.109	1:31.423	11	16.089	1:31.851	11	17.119	1:32.054
11	13.325	1:31.111	11	14.243	1:31.745	5	16.140	1:32.116	19	17.099	1:31.639	19	17.410	1:31.335
5	14.152	1:31.334	5	14.581	1:31.256	18	16.863	1:41.986P	5	18.812	1:33.543	5	20.216	1:32.428
19	16.577	1:30.653	19	16.236	1:30.486	19	16.331	1:30.652	32	22.311	1:31.955	32	23.446	1:32.159
32	19.263	1:31.988	32	20.185	1:31.749	32	21.227	1:31.599	10	23.177	1:31.649	10	24.550	1:32.397
10	20.347	1:31.490	10	20.934	1:31.414	10	22.399	1:32.022	3	23.927	1:32.118	3	25.555	1:32.652
3	20.879	1:31.366	3	21.662	1:31.610	3	22.680	1:31.575	6	24.842	1:30.971	6	27.281	1:33.463
6	24.010	1:32.134	6	24.219	1:31.036	6	24.742	1:31.080	24	27.839	1:31.291	24	28.888	1:32.073
24	26.876	1:34.216	24	27.296	1:31.247	24	27.419	1:30.680	26	32.493	1:31.502	26	33.164	1:31.695
28	27.026	1:35.306	26	30.371	1:33.895	26	31.862	1:32.048	28	35.759	1:32.817	23	37.583	1:31.493
26	27.303	1:36.734	28	31.108	1:34.909	28	33.813	1:33.262	23	37.114	1:31.652	28	38.959	1:34.224
23	34.837	1:42.755	23	35.402	1:31.392	23	36.333	1:31.488	18	39.166	1:53.174	18	40.111	1:31.969
21	38.585	1:35.155	21	42.572	1:34.814	27	44.392	1:32.321	27	45.460	1:31.939	27	46.772	1:32.336
34	39.370	1:36.160	27	42.628	1:33.784	21	47.202	1:35.187	21	51.505	1:35.174	21	56.123	1:35.642
27	39.671	1:32.483	34	44.315	1:35.772	34	49.768	1:36.010	34	54.512	1:35.615	34	58.807	1:35.319
22	41.607	1:40.771	22	45.837	1:35.057	22	50.344	1:35.064	22	56.138	1:36.665	22	1:00.815	1:35.701

Weather/Track: Sun 24°/Dry 43°

www.mstworld.com

Page 2 of 4

Valencia  
Circuit Length = 4.0050 km.  
Start: 14:08 End: 14:39

Printed - 14:43 Sunday, 20 May 2007

# International Formula Master

## LAP CHART - RACE 2

(contd.)

Lap 11			Lap 12			Lap 13			Lap 14			Lap 15		
No	Behind	Laptime	No	Behind	Laptime	No	Behind	Laptime	No	Behind	Laptime	No	Behind	Laptime
8		1:30.882	8		1:31.241	8		1:31.301	8		1:33.125	8		2:36.286
25	2.262	1:31.030	25	2.462	1:31.441	25	2.560	1:31.399	25	2.362	1:32.927	25	0.870	2:34.794
4	10.088	1:31.441	4	10.497	1:31.650	4	11.376	1:32.180	4	11.674	1:33.423	4	1.434	2:26.046
29	10.583	1:31.300	16	10.900	1:31.049	16	11.741	1:32.142	16	12.408	1:33.792	16	2.209	2:26.087
16	11.092	1:31.556	12	12.197	1:32.073	12	11.889	1:30.993	12	12.720	1:33.956	12	2.919	2:26.485
12	11.365	1:31.185	29	13.088	1:33.746	29	12.979	1:31.192	29	13.020	1:33.166	29	3.332	2:26.598
31	13.350	1:31.982	31	14.048	1:31.939	31	14.922	1:32.175	31	14.298	1:32.501	31	4.763	2:26.751
9	13.964	1:31.887	9	15.094	1:32.371	9	15.748	1:31.955	9	15.591	1:32.968	9	5.529	2:26.224
15	14.350	1:32.196	15	15.400	1:32.291	15	16.137	1:32.038	15	15.954	1:32.942	15	5.991	2:26.323
7	15.188	1:31.470	7	16.480	1:32.533	7	17.349	1:32.170	7	16.546	1:32.322	7	6.907	2:26.647
11	18.554	1:32.317	11	19.262	1:31.949	19	20.109	1:31.938	19	20.815	1:33.831	19	8.079	2:23.550
19	18.878	1:32.350	19	19.472	1:31.835	5	24.372	1:33.575	5	25.793	1:34.546	5	9.601	2:20.094
5	21.479	1:32.145	5	22.098	1:31.860	32	26.594	1:32.450	32	26.244	1:32.775	32	10.386	2:20.428
32	24.507	1:31.943	32	25.445	1:32.179	10	27.414	1:32.464	10	27.236	1:32.947	10	11.420	2:20.470
10	25.554	1:31.886	10	26.251	1:31.938	3	28.703	1:32.458	3	30.043	1:34.465	3	11.705	2:17.948
3	26.676	1:32.003	3	27.546	1:32.111	6	29.476	1:32.270	6	31.465	1:35.114	6	12.877	2:17.698
6	27.710	1:31.311	6	28.507	1:32.038	24	34.602	1:32.025	24	33.860	1:32.383	24	13.520	2:15.946
24	33.018	1:35.012	24	33.878	1:32.101	26	37.590	1:32.609	26	37.534	1:33.069	26	14.211	2:12.963
26	34.874	1:32.592	26	36.282	1:32.649	23	38.272	1:31.698	23	39.156	1:34.009	23	15.000	2:12.130
23	37.820	1:31.119	23	37.875	1:31.296	18	45.243	1:33.632	18	47.373	1:35.255	18	15.974	2:04.887
28	41.425	1:33.348	18	42.912	1:32.578	28	46.062	1:32.952	28	48.161	1:35.224	28	16.847	2:04.972
18	41.575	1:32.346	28	44.411	1:34.227	27	51.054	1:32.559	27	50.949	1:33.020	27	19.525	2:04.862
27	48.270	1:32.380	27	49.796	1:32.767	21	1:09.118	1:35.839	21	1:19.996	1:44.003	21	21.215	1:37.505
21	1:00.657	1:35.416	21	1:04.580	1:35.164	34	1:11.196	1:35.679	34	1:20.832	1:42.761	34	21.942	1:37.396
34	1:02.759	1:34.834	34	1:06.818	1:35.300	22	1:12.602	1:34.681	22	1:21.844	1:42.367	22	22.195	1:36.637
22	1:05.376	1:35.443	22	1:09.222	1:35.087									

Weather/Track: Sun 24°/Dry 43°

www.mstworld.com

Page 3 of 4

Valencia  
Circuit Length = 4.0050 km.  
Start: 14:08 End: 14:39

Printed - 14:43 Sunday, 20 May 2007

# International Formula Master

## LAP CHART - RACE 2

(contd.)

Lap 16			Lap 17			Lap 18			Lap 19			Lap 20		
No	Behind	Laptime	No	Behind	Laptime	No	Behind	Laptime	No	Behind	Laptime	No	Behind	Laptime
8		2:30.736	8		1:31.788	8		1:30.929	8		1:31.688			
25	0.680	2:30.546	25	0.731	1:31.839	25	0.929	1:31.127	25	0.479	1:31.238			
4	1.695	2:30.997	4	2.057	1:32.150	4	2.284	1:31.156	4	2.504	1:31.908			
16	2.966	2:31.493	16	2.314	1:31.136	16	2.796	1:31.411	16	2.565	1:31.457			
12	3.550	2:31.367	29	4.148	1:31.970	29	4.410	1:31.191	29	3.627	1:30.905			
29	3.966	2:31.370	12	4.755	1:32.993	12	5.261	1:31.435	12	4.676	1:31.103			
31	4.762	2:30.735	31	5.489	1:32.515	31	6.146	1:31.586	31	6.576	1:32.118			
9	5.359	2:30.566	9	5.912	1:32.341	9	7.065	1:32.082	9	8.645	1:33.268			
15	6.339	2:31.084	15	6.621	1:32.070	7	7.342	1:31.432	19	8.707	1:32.760			
7	6.737	2:30.566	7	6.839	1:31.890	19	7.635	1:31.392	7	9.437	1:33.783			
19	7.177	2:29.834	19	7.172	1:31.783	15	8.880	1:33.188	15	9.533	1:32.341			
5	7.983	2:29.118	5	9.159	1:32.964	5	10.778	1:32.548	5	11.631	1:32.541			
32	9.012	2:29.362	32	9.981	1:32.757	32	11.579	1:32.527	32	13.157	1:33.266			
10	9.759	2:29.075	3	10.541	1:32.459	10	12.247	1:32.161	3	13.918	1:33.216			
3	9.870	2:28.901	10	11.015	1:33.044	3	12.390	1:32.778	6	14.229	1:33.259			
6	10.114	2:27.973	6	11.587	1:33.261	6	12.658	1:32.000	10	16.089	1:35.530			
24	10.546	2:27.762	24	12.059	1:33.301	26	15.250	1:34.020	26	16.700	1:33.138			
26	11.400	2:27.925	26	12.159	1:32.547	24	15.813	1:34.683	24	16.934	1:32.809			
23	12.124	2:27.860	23	12.663	1:32.327	23	16.299	1:34.565	23	17.109	1:32.498			
18	12.732	2:27.494	18	13.683	1:32.739	18	16.627	1:33.873	18	17.721	1:32.782			
28	13.484	2:27.373	28	14.759	1:33.063	28	17.125	1:33.295	28	18.587	1:33.150			
27	13.921	2:25.132	27	15.528	1:33.395	27	17.761	1:33.162	27	19.319	1:33.246			
21	14.589	2:24.110	34	18.998	1:35.463	22	24.758	1:35.149	22	28.958	1:35.888			
34	15.323	2:24.117	22	20.538	1:35.317	34	28.934	1:40.865	34	33.868	1:36.622			
22	17.009	2:25.550	21	26.702	1:43.901P									

Weather/Track: Sun 24°/Dry 43°

www.mstworld.com

Page 4 of 4

Valencia  
Circuit Length = 4.0050 km.  
Start: 14:08 End: 14:39

Printed - 14:43 Sunday, 20 May 2007