



Porto, Portugal
6-8 July 2007



Timing and Results by MST Systems Ltd

www.fiawtcc.com

www.mstworld.com

International Formula Master

FREE PRACTICE 1

POS	NO	CL	DRIVER	NAT	TEAM	TIME	LAPS	GAP	KPH
1	5		Nicolas MAULINI	SUI	Iris Project	2:01.514	7		139.83
2	25		Jerome D'AMBROSIO	BEL	Cram Competition	2:01.794	6	0.280	139.51
3	11		Ignazio BELLUARDO	ITA	Promotorsport	2:02.072	4	0.558	139.19
4	29		Johnny CECOTTO JR	VEN	Ombra Racing	2:02.137	8	0.623	139.12
5	36		Erik JANIS	CZE	ISR	2:03.094	4	1.580	138.04
6	26		Rodolfo AVILA	MAC	Cram Competition	2:03.105	7	1.591	138.02
7	41		Norbert SIEDLER	AUT	ADM Motorsport	2:03.189	5	1.675	137.93
8	31		Luca PERSIANI	ITA	Scuderia Fama	2:03.245	7	1.731	137.87
9	15		Salvatore GATTO	ITA	Alan Racing	2:03.889	7	2.375	137.15
10	9		Marcello PUGLISI	ITA	Promotorsport	2:04.619	6	3.105	136.35
11	3		Juho ANNALA	FIN	Jenzer Motorsport	2:04.790	7	3.276	136.16
12	7		Chris VAN DER DRIFT	NED	J.D. Motorsport	2:05.518	5	4.004	135.37
13	8		Kasper ANDERSEN	DEN	J.D. Motorsport	2:05.854	7	4.340	135.01
14	19		Pierre RAGUES	FRA	Euronova Racing	2:05.896	5	4.382	134.96
15	6		Claudio CANTELLI JR	BRA	J.D. Motorsport	2:05.973	7	4.459	134.88
16	22		Michele CALIENDO	ITA	ADM Motorsport	2:06.267	6	4.753	134.57
17	12		Pablo SANCHEZ LOPEZ	MEX	Alan Racing	2:06.802	6	5.288	134.00
18	14		Giuseppe TERRANOVA	ITA	Alan Racing	2:08.095	6	6.581	132.65
19	32		Massimo TORRE	ITA	Scuderia Fama	2:08.874	5	7.360	131.85
20	33		Nick DE BRUIJN	NED	ISR	2:09.885	5	8.371	130.82
21	27		Tor GRAVES	GBR	Team JVA	2:10.523	7	9.009	130.18
22	2		Rahel FREY	SUI	Jenzer Motorsport	2:10.868	2	9.354	129.84
23	30		Dominick MUERMANS	NED	Ombra Racing	2:13.224	5	11.710	127.54
24	18		Alberto COSTA	ITA	Euronova Racing	2:16.411	4	14.897	124.56
25	24		Arturo LLOBELL	ESP	Cram Competition	2:18.500	2	16.986	122.68
26	42		Marco BONANOMI	ITA	Euronova Racing	2:19.353	5	17.839	121.93
27	21		Frankie PROVENZANO	ITA	ADM Motorsport	2:20.542	2	19.028	120.90
28	10		Mattia PAVONI	ITA	Promotorsport	2:49.896	3	48.382	100.01
29	4		Oliver CAMPOS HULL	ESP	Iris Project	23:09.527	1	21:08.013	12.22

Weather/Track: Sun 24°/Dry 53°

Circuito da Boavista
Circuit Length = 4.7200 km.
Start: 13:55 End: 14:14

Race Director:	Steward:	Timekeeper:
----------------	----------	-------------

International Formula Master

Free Practice 1 - Sector Analysis Report

Lap S1 Time S1 Spd S2 Time S2 Spd S3 Time S3 Spd Lap Time Pit Lap S1 Time S1 Spd S2 Time S2 Spd S3 Time S3 Spd Lap Time Pit

2 FREY						SUI		Jenzer Motorsport				
1	21:13.358	115.2	52.441	108.7	43.094	22:48.893						
2	45.788	169.4	47.901	104.8	37.179	2:10.868						

3 ANNALA						FIN		Jenzer Motorsport					
1	21:27.327	131.4	58.279	94.0	51.982	23:17.588	5	45.778	225.9	45.884	126.6	37.400	2:09.062
2	49.360	154.8	53.287	110.3	45.685	2:28.332	6	51.453	224.5	45.796	138.1	36.805	2:14.054
3	48.842	172.5	48.380	122.4	38.631	2:15.853	7	43.678	227.9	45.152	129.4	35.960	2:04.790
4	45.526	200.7	46.906	122.1	38.260	2:10.692							

4 CAMPOS HULL						ESP		Iris Project					
1	21:20.353	141.8	56.577	100.5	52.597	23:09.527							

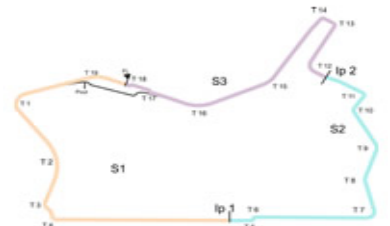
5 MAULINI						SUI		Iris Project					
1	22:27.037	125.0	54.551	83.6	45.782	24:07.370	5	44.997	210.0	45.250	132.8	36.838	2:07.085
2	47.008	161.8	49.128	123.7	37.958	2:14.094	6	44.107	223.0	45.098	140.6	35.849	2:05.054
3	52.654	169.7	48.166	82.8	42.025	2:22.845	7	42.938	225.0	43.792	141.3	34.784	2:01.514
4	44.289	187.4	45.016	131.3	37.219	2:06.524							

6 CANTELLI JR						BRA		J.D. Motorsport					
1	21:34.775	125.0	59.081	122.8	49.061	23:22.917	5	44.274	225.9	45.558	130.9	36.141	2:05.973
2	48.734	165.4	50.657	120.2	44.232	2:23.623	6	46.749	224.5	45.503	127.2	35.919	2:08.171
3	47.271	200.0	47.209	132.6	37.872	2:12.352	7	42.813	201.9	48.087	131.7	38.959	2:09.859
4	45.373	214.3	46.028	132.1	36.718	2:08.119							

7 VAN DER DRIFT						NED		J.D. Motorsport					
1	21:11.398	133.5	51.411	127.8	41.532	22:44.341	4	7:38.873	222.1	44.333	133.1	35.748	8:58.954
2	45.846	178.4	47.366	103.2	39.422	2:12.634	5	42.925	225.4	43.870	134.4	41.086	2:07.881
3	44.024	184.4	44.908	129.8	36.586	2:05.518							

8 ANDERSEN						DEN		J.D. Motorsport					
1	21:26.119	138.4	57.656	93.7	50.140	23:13.915	5	44.986	221.6	45.425	126.9	35.987	2:06.398
2	50.947	149.5	50.911	105.4	41.275	2:23.133	6	46.235	223.5	44.140	128.4	35.566	2:05.941
3	45.386	213.4	46.479	114.0	37.494	2:09.359	7	44.201	226.9	44.019	110.7	37.634	2:05.854
4	43.932	220.7	45.026	140.0	37.059	2:06.017							

9 PUGLISI						ITA		Promotorsport					
1	21:09.873	134.0	54.988	116.7	45.610	22:50.471	5						2:04.619
2						2:18.434	6			1:29.597	103.8		2:20.851
3						6:59.348							
4						2:06.535							



Circuit Length - 4.720 kilometres
Circuito da Boavista
Porto

Weather/Track: Sun 24°/Dry 53°

International Formula Master

Free Practice 1 - Sector Analysis Report

Lap S1 Time S1 Spd S2 Time S2 Spd S3 Time S3 Spd Lap Time Pit Lap S1 Time S1 Spd S2 Time S2 Spd S3 Time S3 Spd Lap Time Pit

10 PAVONI							ITA		Promotorsport				
1	21:04.427	121.5	52.903	102.6	2:56.436	24:53.766	3	47.126	194.4	1:21.036	95.9	41.734	2:49.896
2	6:24.588	168.9	48.952	114.2	41.350	7:54.890							

11 BELLUARDO							ITA		Promotorsport				
1	21:00.119	136.6	50.549	119.8	39.559	22:30.227	4	41.935	226.9	44.413	119.4	38.181	2:04.529
2	9:51.544	187.7	46.770	120.9	37.585	11:15.899							
3	42.525	223.5	44.729	138.4	34.818	2:02.072							

12 SANCHEZ LOPEZ							MEX		Alan Racing				
1	22:02.383	114.0	58.727	92.1	47.950	23:49.060	5	44.577	216.1	45.185	121.0	39.179	2:08.941
2	50.495	127.3	52.031	100.2	42.289	2:24.815	6	45.005	205.1	44.845	124.2	37.711	2:07.561
3	53.834	169.4	47.646	123.1	38.090	2:19.570							
4	44.230	199.2	45.087	150.6	37.485	2:06.802							

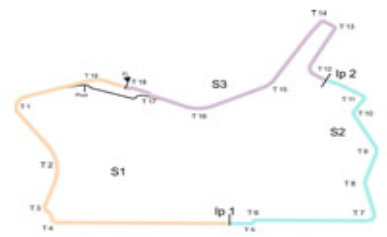
14 TERRANOVA							ITA		Alan Racing				
1	22:04.972	130.3	57.134	92.3	48.164	23:50.270	5	46.036	191.9	45.418	140.8	40.843	2:12.297
2	50.113	125.4	53.031	110.8	41.487	2:24.631	6	45.303	210.0	47.683	135.6	35.109	2:08.095
3	55.897	156.0	50.043	80.0	39.721	2:25.661							
4	45.219	197.7	46.371	122.4	38.295	2:09.885							

15 GATTO							ITA		Alan Racing				
1	22:26.253	121.8	54.587	83.2	46.231	24:07.071	5	44.008	169.4	52.583	138.4	34.896	2:11.487
2	49.713	162.8	53.141	118.9	38.364	2:21.218	6	42.895	200.0	46.215	129.0	34.779	2:03.889
3	52.276	164.4	47.980	103.0	39.155	2:19.411	7	43.295	225.4	44.278	117.0	37.783	2:05.356
4	45.569	197.3	45.598	124.7	35.490	2:06.657							

18 COSTA							ITA		Euronova Racing				
1	21:16.481	140.7	51.880	115.1	45.946	22:54.307	4	9:00.304	226.4	45.411	133.3	44.047	10:29.762
2	48.042	192.9	47.760	96.3	40.609	2:16.411							
3	44.424	225.0	49.827	85.4	43.298	2:17.549							

19 RAGUES							FRA		Euronova Racing				
1	20:56.511	132.1	53.920	104.8	42.614	22:33.045	4	43.999	183.8	45.399	134.6	36.498	2:05.896
2	46.106	175.4	48.733	112.6	41.358	2:16.197	5	43.108	225.0	47.287	125.5	48.240	2:18.635
3	8:04.196	207.5	47.361	121.6	37.349	9:28.906							

21 PROVENZANO							ITA		ADM Motorsport				
1	21:40.122	131.8	57.670	92.8	46.169	23:23.961							
2	48.769	150.6	50.024	122.1	41.749	2:20.542							



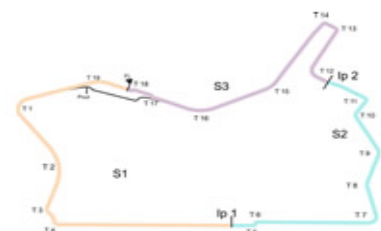
Circuit Length - 4.720 kilometres
Circuito da Boavista
Porto

Weather/Track: Sun 24°/Dry 53°

International Formula Master

Free Practice 1 - Sector Analysis Report

Lap	S1 Time	S1 Spd	S2 Time	S2 Spd	S3 Time	S3 Spd	Lap Time	Pit	Lap	S1 Time	S1 Spd	S2 Time	S2 Spd	S3 Time	S3 Spd	Lap Time	Pit	
22 CALIENDO									ITA ADM Motorsport									
1	25:48.234	135.2	56.053	89.6	45.961		27:30.248		5	44.016	204.7	46.128	113.9	37.062			2:07.206	
2	46.706	204.7	48.854	105.8	38.899		2:14.459		6	43.993	219.7	44.993	116.2	43.973			2:12.959	
3	46.727	195.5	46.676	141.3	36.975		2:10.378											
4	44.765	213.4	45.610	129.8	35.892		2:06.267											
24 LLOBELL									ESP Cram Competition									
1	21:03.440	119.1	52.349	104.0	42.452		22:38.241											
2	50.009	133.6	48.762	101.8	39.729		2:18.500											
25 D'AMBROSIO									BEL Cram Competition									
1	20:59.278	121.1	53.163	109.5	41.275		22:33.716		5	43.072	207.5	43.787	113.6	36.234			2:03.093	
2	46.599	148.9	48.181	109.2	42.663		2:17.443		6	43.558	220.7	43.458	123.2	34.778			2:01.794	
3	43.575	182.1	46.310	84.1	41.224		2:11.109											
4	49.246	146.8	48.058	110.3	38.133		2:15.437											
26 AVILA									MAC Cram Competition									
1	21:02.058	135.0	52.844	111.5	41.526		22:36.428		5	43.293	227.4	44.453	124.2	35.823			2:03.569	
2	47.819	156.5	48.993	92.5	40.820		2:17.632		6	43.495	223.5	44.301	125.5	35.309			2:03.105	
3	46.275	213.0	47.967	116.5	37.024		2:11.266		7	44.270	228.9	45.098	128.1	36.453			2:05.821	
4	46.741	144.1	48.536	110.8	37.889		2:13.166											
27 GRAVES									GBR Team JVA									
1	21:36.934	133.6	1:00.094	96.4	52.033		23:29.061		5	47.815	198.1	47.833	126.9	37.248			2:12.896	
2	50.304	188.7	52.662	95.1	41.971		2:24.937		6	49.013	212.1	48.365	120.5	39.742			2:17.120	
3	1:33.182	213.9	49.911	109.2	41.567		3:04.660		7	45.774	223.5	46.552	132.3	38.539			2:10.865	
4	45.629	223.5	46.086	125.2	38.808		2:10.523											
29 CECOTTO JR									VEN Ombra Racing									
1	21:32.599	108.6	57.994	103.8	50.856		23:21.449		6	44.234	184.1	44.600	131.3	34.056			2:02.890	
2	49.548	156.0	50.642	126.0	42.315		2:22.505		7	43.224	222.6	43.911	122.5	35.002			2:02.137	
3	46.608	160.1	48.192	143.4	37.059		2:11.859		8	42.429	225.0	44.370	115.8	45.065			2:11.864	
4	44.373	205.5	45.608	137.9	34.508		2:04.489											
5	44.516	218.8	44.775	142.6	34.349		2:03.640											
30 MUERMANS									NED Ombra Racing									
1	21:37.990	122.1	59.596	89.4	49.023		23:26.609		4	47.091	178.4	48.626	120.0	37.507			2:13.224	
2	50.662	146.4	53.706	99.6	41.683		2:26.051		5	45.563	210.0	48.499	118.6	45.301			2:19.363	
3	6:24.975	172.8	50.561	111.6	39.697		7:55.233											



Circuit Length - 4.720 kilometres
Circuito da Boavista
Porto

Weather/Track: Sun 24°/Dry 53°

Printed at 14:17, Friday, 06 July, 2007

© MST Systems Ltd, 2005 (www.mstworld.com)

International Formula Master

Free Practice 1 - Sector Analysis Report

Lap S1 Time S1 Spd S2 Time S2 Spd S3 Time S3 Spd Lap Time Pit Lap S1 Time S1 Spd S2 Time S2 Spd S3 Time S3 Spd Lap Time Pit

31 PERSIANI						ITA Scuderia Fama							
1	22:29.809	121.5	1:03.122	84.1	49.830	24:22.761	5	44.759	198.4	45.808	131.8	35.294	2:05.861
2	51.932	144.7	50.996	107.2	40.597	2:23.525	6	44.624	218.8	48.126	120.2	36.912	2:09.662
3	50.342	159.3	48.828	102.2	38.202	2:17.372	7	43.128	224.5	44.945	121.8	35.172	2:03.245
4	44.581	201.5	46.366	118.2	36.485	2:07.432							

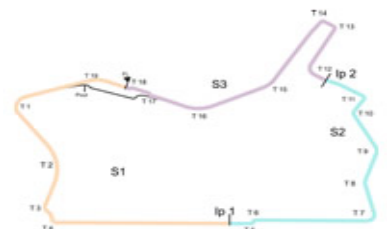
32 TORRE						ITA Scuderia Fama							
1	22:12.703	128.5	57.561	78.8	49.791	24:00.055	4	44.880	184.7	46.810	117.5	37.184	2:08.874
2	47.552	148.0	50.335	119.8	37.984	2:15.871	5	44.527	220.7	45.945	142.2	38.966	2:09.438
3	57.150	174.2	48.488	86.4	39.564	2:25.202							

33 DE BRUIJN						NED ISR							
1	22:06.957	145.2	56.647	96.6	49.828	23:53.432	4	43.988	202.3	45.172	154.5	1:32.656	3:01.816
2	47.454	134.0	51.334	111.9	40.312	2:19.100	5	46.300	189.8	47.702	129.3	35.883	2:09.885
3	53.932	139.5	47.467	110.6	37.597	2:18.996							

36 JANIS						CZE ISR							
1	22:42.651	135.9	54.730	91.5	47.028	24:24.409	4	44.516	194.7	43.660	142.4	34.918	2:03.094
2	46.467	169.2	48.709	154.5	1:40.046	3:15.222							
3	44.001	197.7	45.453	115.8	37.070	2:06.524							

41 SIEDLER						AUT ADM Motorsport							
1	22:15.993	124.2	1:02.143		48.194	24:06.330	4	44.581	215.2	44.079	126.3	34.529	2:03.189
2	5:18.333	200.3	51.826	119.3	36.508	6:46.667	5	46.509	177.2	46.274	120.6	34.282	2:07.065
3	44.624	197.3	45.181	126.4	37.359	2:07.164							

42 BONANOMI						ITA Euronova Racing							
1	21:30.299	139.7	59.107	95.1	50.262	23:19.668	4	48.898	178.7	48.881	114.7	41.574	2:19.353
2	55.390	139.5	54.182	99.4	42.520	2:32.092	5	45.630	209.6	50.611	97.4	51.500	2:27.741
3	6:29.307	153.5	52.006	123.0	39.942	8:01.255							



Circuit Length - 4.720 kilometres
Circuito da Boavista
Porto

Weather/Track: Sun 24°/Dry 53°

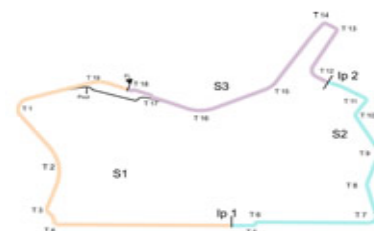
Printed at 14:17, Friday, 06 July, 2007

© MST Systems Ltd, 2005 (www.mstworld.com)

Page 4

International Formula Master Free Practice 1 - Best Sector Speeds Report

SECTOR 1				SECTOR 2				SECTOR 3				
POS	NO	NAME	SPEED	LAP	NO	NAME	SPEED	LAP	NO	SPEED	TRAP	AVAILABLE
1	26	AVILA	228.9	7	33	DE BRUIJN	154.5	4				
2	3	ANNALA	227.9	7	36	JANIS	154.5	2				
3	8	ANDERSEN	226.9	7	12	SANCHEZ LOP	150.6	4				
4	11	BELLUARDO	226.9	4	29	CECOTTO JR	143.4	3				
5	18	COSTA	226.4	4	32	TORRE	142.2	5				
6	6	CANTELLI JR	225.9	5	5	MAULINI	141.3	7				
7	7	VAN DER DRI	225.4	5	22	CALIENDO	141.3	3				
8	15	GATTO	225.4	7	14	TERRANOVA	140.8	5				
9	5	MAULINI	225.0	7	8	ANDERSEN	140.0	4				
10	19	RAGUES	225.0	5	11	BELLUARDO	138.4	3				
11	29	CECOTTO JR	225.0	8	15	GATTO	138.4	5				
12	31	PERSIANI	224.5	7	3	ANNALA	138.1	6				
13	27	GRAVES	223.5	4	19	RAGUES	134.6	4				
14	25	D'AMBROSIO	220.7	6	7	VAN DER DRI	134.4	5				
15	32	TORRE	220.7	5	18	COSTA	133.3	4				
16	22	CALIENDO	219.7	6	6	CANTELLI JR	132.6	3				
17	12	SANCHEZ LOP	216.1	5	27	GRAVES	132.3	7				
18	41	SIEDLER	215.2	4	31	PERSIANI	131.8	5				
19	14	TERRANOVA	210.0	6	26	AVILA	128.1	7				
20	30	MUERMANS	210.0	5	41	SIEDLER	126.4	3				
21	42	BONANOMI	209.6	5	25	D'AMBROSIO	123.2	6				
22	33	DE BRUIJN	202.3	4	42	BONANOMI	123.0	3				
23	36	JANIS	197.7	3	21	PROVENZANO	122.1	2				
24	10	PAVONI	194.4	3	30	MUERMANS	120.0	4				
25	2	FREY	169.4	2	9	PUGLISI	116.7	1				
26	21	PROVENZANO	150.6	2	10	PAVONI	114.2	2				
27	4	CAMPOS HUL	141.8	1	2	FREY	108.7	1				
28	9	PUGLISI	134.0	1	24	LLOBELL	104.0	1				
29	24	LLOBELL	133.6	2	4	CAMPOS HUL	100.5	1				



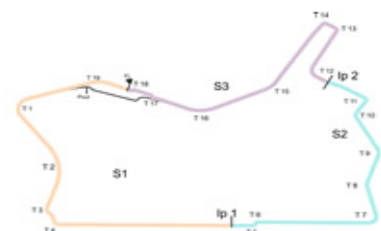
Circuit Length - 4.720 kilometres
Circuito da Boavista
Porto

Weather/Track: Sun 24°/Dry 53°

International Formula Master Free Practice 1 - Best Sector Times Report

POS	SECTOR 1			SECTOR 2			SECTOR 3			IDEAL/BEST LAP COMPARISON					
	NO	TIME	LAP	NO	TIME	LAP	NO	TIME	LAP	NO	NAME	IDEAL	BEST	LAP	DIFF
1	11	41.935	4	25	43.458	6	29	34.056	6	29	CECOTTO JR	2:00.396	2:02.137	7	+ 1.741
2	29	42.429	8	36	43.660	4	41	34.282	5	11	BELLUARDO	2:01.166	2:02.072	3	+ 0.906
3	6	42.813	7	5	43.792	7	25	34.778	6	25	D'AMBROSI	2:01.308	2:01.794	6	+ 0.486
4	15	42.895	6	7	43.870	5	15	34.779	6	5	MAULINI	2:01.514	2:01.514	7	+ 0.000
5	7	42.925	5	29	43.911	7	5	34.784	7	15	GATTO	2:01.952	2:03.889	6	+ 1.937
6	5	42.938	7	8	44.019	7	11	34.818	3	7	VAN DER DR	2:02.543	2:05.518	3	+ 2.975
7	25	43.072	5	41	44.079	4	36	34.918	4	36	JANIS	2:02.579	2:03.094	4	+ 0.515
8	19	43.108	5	15	44.278	7	14	35.109	6	26	AVILA	2:02.903	2:03.105	6	+ 0.202
9	31	43.128	7	26	44.301	6	31	35.172	7	41	SIEDLER	2:02.942	2:03.189	4	+ 0.247
10	26	43.293	5	11	44.413	4	26	35.309	6	31	PERSIANI	2:03.245	2:03.245	7	+ 0.000
11	3	43.678	7	12	44.845	6	8	35.566	6	8	ANDERSEN	2:03.517	2:05.854	7	+ 2.337
12	8	43.932	4	31	44.945	7	7	35.748	4	6	CANTELLI J	2:04.235	2:05.973	5	+ 1.738
13	33	43.988	4	22	44.993	6	33	35.883	5	3	ANNALA	2:04.790	2:04.790	7	+ 0.000
14	22	43.993	6	3	45.152	7	22	35.892	4	22	CALIENDO	2:04.878	2:06.267	4	+ 1.389
15	36	44.001	3	33	45.172	4	6	35.919	6	19	RAGUES	2:05.005	2:05.896	4	+ 0.891
16	12	44.230	4	19	45.399	4	3	35.960	7	33	DE BRUIJN	2:05.043	2:09.885	5	+ 4.842
17	18	44.424	3	18	45.411	4	19	36.498	4	14	TERRANOVA	2:05.746	2:08.095	6	+ 2.349
18	32	44.527	5	14	45.418	5	2	37.179	2	12	SANCHEZ LO	2:06.560	2:06.802	4	+ 0.242
19	41	44.581	4	6	45.503	6	32	37.184	4	32	TORRE	2:07.656	2:08.874	4	+ 1.218
20	14	45.219	4	32	45.945	5	27	37.248	5	27	GRAVES	2:08.963	2:10.523	4	+ 1.560
21	30	45.563	5	27	46.086	4	12	37.485	4	18	COSTA	2:10.444	2:16.411	2	+ 5.967
22	27	45.629	4	2	47.901	2	30	37.507	4	2	FREY	2:10.868	2:10.868	2	+ 0.000
23	42	45.630	5	30	48.499	5	24	39.729	2	30	MUERMANS	2:11.569	2:13.224	4	+ 1.655
24	2	45.788	2	24	48.762	2	42	39.942	3	42	BONANOMI	2:14.453	2:19.353	4	+ 4.900
25	10	47.126	3	42	48.881	4	18	40.609	2	10	PAVONI	2:17.428	2:49.896	3	+ 32.46
26	21	48.769	2	10	48.952	2	10	41.350	2	24	LLOBELL	2:18.500	2:18.500	2	+ 0.000
27	24	50.009	2	21	50.024	2	21	41.749	2	21	PROVENZAN	2:20.542	2:20.542	2	+ 0.000
28	9	21:09.87	1	9	54.988	1	9	45.610	1	9	PUGLISI	22:50.471	2:04.619	5	+ 1245.
29	4	21:20.35	1	4	56.577	1	4	52.597	1	4	CAMPOS HU	23:09.527	23:09.527	1	+ 0.000

'Perfect Lap' - 1:59.449



Circuit Length - 4.720 kilometres
Circuito da Boavista
Porto

Weather/Track: Sun 24°/Dry 53°

International Formula Master FREE PRACTICE 2

POS	NO	CL	DRIVER	NAT	TEAM	TIME	LAPS	GAP	KPH
1	7		Chris VAN DER DRIFT	NED	J.D. Motorsport	1:54.670	12		148.18
2	2		Rahel FREY	SUI	Jenzer Motorsport	1:55.575	13	0.905	147.02
3	11		Ignazio BELLUARDO	ITA	Promotorsport	1:55.579	12	0.909	147.01
4	31		Luca PERSIANI	ITA	Scuderia Fama	1:55.579	13	0.909	147.01
5	36		Erik JANIS	CZE	ISR	1:55.591	13	0.921	147.00
6	9		Marcello PUGLISI	ITA	Promotorsport	1:55.639	12	0.969	146.94
7	41		Norbert SIEDLER	AUT	ADM Motorsport	1:55.721	6	1.051	146.83
8	8		Kasper ANDERSEN	DEN	J.D. Motorsport	1:55.737	10	1.067	146.81
9	29		Johnny CECOTTO JR	VEN	Ombra Racing	1:55.963	8	1.293	146.52
10	12		Pablo SANCHEZ LOPEZ	MEX	Alan Racing	1:56.184	13	1.514	146.25
11	25		Jerome D'AMBROSIO	BEL	Cram Competition	1:56.330	13	1.660	146.06
12	3		Juho ANNALA	FIN	Jenzer Motorsport	1:56.636	14	1.966	145.68
13	18		Alberto COSTA	ITA	Euronova Racing	1:56.639	13	1.969	145.68
14	42		Marco BONANOMI	ITA	Euronova Racing	1:57.341	12	2.671	144.80
15	4		Oliver CAMPOS HULL	ESP	Iris Project	1:57.436	13	2.766	144.69
16	33		Nick DE BRUIJN	NED	ISR	1:57.452	13	2.782	144.67
17	19		Pierre RAGUES	FRA	Euronova Racing	1:57.878	12	3.208	144.14
18	24		Arturo LLOBELL	ESP	Cram Competition	1:58.257	11	3.587	143.68
19	21		Frankie PROVENZANO	ITA	ADM Motorsport	1:58.513	7	3.843	143.37
20	15		Salvatore GATTO	ITA	Alan Racing	1:58.515	7	3.845	143.37
21	22		Michele CALIENDO	ITA	ADM Motorsport	1:58.819	13	4.149	143.00
22	30		Dominick MUERMANS	NED	Ombra Racing	1:59.253	14	4.583	142.48
23	27		Tor GRAVES	GBR	Team JVA	1:59.266	11	4.596	142.47
24	26		Rodolfo AVILA	MAC	Cram Competition	1:59.457	12	4.787	142.24
25	32		Massimo TORRE	ITA	Scuderia Fama	1:59.679	8	5.009	141.98
26	6		Claudio CANTELLI JR	BRA	J.D. Motorsport	2:00.119	10	5.449	141.46
27	5		Nicolas MAULINI	SUI	Iris Project	2:00.444	4	5.774	141.07
28	10		Mattia PAVONI	ITA	Promotorsport	2:11.454	8	16.784	129.26

Weather/Track: Sun 23°/Dry 49°

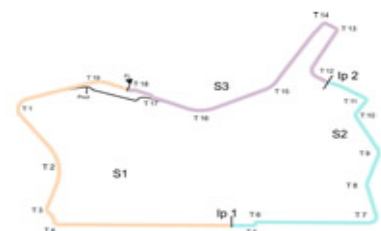
Circuito da Boavista
Circuit Length = 4.7200 km.
Start: 16:38 End: 17:39

Race Director:	Steward:	Timekeeper:
----------------	----------	-------------

International Formula Master

Free Practice 2 - Sector Analysis Report

Lap	S1 Time	S1 Spd	S2 Time	S2 Spd	S3 Time	S3 Spd	Lap Time	Pit	Lap	S1 Time	S1 Spd	S2 Time	S2 Spd	S3 Time	S3 Spd	Lap Time	Pit
2 FREY SUI Jenzer Motorsport																	
1	14:03.582	167.3	48.303	127.6	37.923		15:29.808		8	3:27.734	189.1	43.667	137.0	34.231		4:45.632	
2	45.456	205.5	46.245	126.6	36.035		2:07.736		9	41.579	214.3	42.152	142.1	33.375		1:57.106	
3	44.306	211.3	45.036	132.5	35.979		2:05.321		10	42.419	220.2	42.741	126.7	33.039		1:58.199	
4	42.946	200.0	43.913	126.7	34.395		2:01.254		11	41.029	227.9	41.838	141.3	32.708		1:55.575	
5	28:13.123	193.3	46.491	123.4	36.580		29:36.194		12	5:18.988	168.6	44.742	126.6	33.722		6:37.452	
6	43.677	180.3	48.024	121.0	34.699		2:06.400		13	41.386	228.9	43.490	125.5	34.865		1:59.741	
7	42.786	210.0	43.164	136.1	33.517		1:59.467										
3 ANNALA FIN Jenzer Motorsport																	
1	14:07.075	149.3	50.855	111.4	41.300		15:39.230		9	42.126	227.4	42.089	140.4	33.518		1:57.733	
2	45.023	217.5	45.561	126.7	36.385		2:06.969		10	41.772	228.9	42.245	128.7	36.485		2:00.502	
3	43.481	225.4	44.173	131.3	35.795		2:03.449		11	41.839	227.9	41.752	148.7	33.045		1:56.636	
4	44.283	225.0	44.012	136.7	34.692		2:02.987		12	42.443	228.9	42.456	111.2	37.896		2:02.795	
5	28:10.398	189.1	45.824	117.7	36.918		29:33.140		13	6:51.961	225.0	43.610	141.1	33.749		8:09.320	
6	42.922	227.4	47.342	120.8	35.702		2:05.966		14	41.876	225.4	41.645	137.5	33.173		1:56.694	
7	42.725	227.9	42.585	130.2	33.714		1:59.024										
8	42.046	225.4	42.084	138.9	33.483		1:57.613										
4 CAMPOS HULL ESP Iris Project																	
1	14:05.272	155.3	51.186	102.3	41.955		15:38.413		8	42.186	227.4	42.798	138.2	34.756		1:59.740	
2	48.475	149.5	47.180	118.2	38.052		2:13.707		9	42.070	227.4	42.581	139.3	34.010		1:58.661	
3	43.793	216.5	44.707	149.1	1:16.615		2:45.115		10	42.747	226.4	42.535	146.3	34.462		1:59.744	
4	29:27.642	180.9	47.094	116.1	37.647		30:52.383		11	42.181	227.9	43.332	131.2	34.398		1:59.911	
5	44.616	186.0	45.015	113.6	37.418		2:07.049		12	5:55.750	203.5	44.430	137.4	34.030		7:14.210	
6	42.818	215.7	45.168	133.1	35.356		2:03.342		13	41.666	228.9	42.042	148.5	33.728		1:57.436	
7	42.198	226.9	44.876	126.7	34.673		2:01.747										
5 MAULINI SUI Iris Project																	
1	14:32.754	127.3	53.414	88.5	40.456		16:06.624		4	43.019	226.9	43.450	127.6	33.975		2:00.444	
2	49.077	125.1	48.213	133.4	36.152		2:13.442										
3	43.473	224.0	44.690	105.3	35.048		2:03.211										
6 CANTELLI JR BRA J.D. Motorsport																	
1	14:57.755	140.8	52.745	110.2	41.108		16:31.608		7	5:04.803	155.5	50.458	130.9	35.849		6:31.110	
2	46.819	137.0	50.714	115.3	37.302		2:14.835		8	42.549	226.9	42.993	135.3	34.844		2:00.386	
3	43.681	203.9	45.061	132.5	35.177		2:03.919		9	6:13.822	191.9	44.423	128.7	34.542		7:32.787	
4	30:17.854	133.8	47.987	133.3	37.751		31:43.592		10	41.752	195.5	43.949	138.9	34.418		2:00.119	
5	43.273	207.9	44.442	135.5	35.254		2:02.969										
6	43.167	229.9	43.609	137.9	34.627		2:01.403										



Circuit Length - 4.720 kilometres
Circuito da Boavista
Porto

Weather/Track: Sun 23° / Dry 49°

Printed at 17:44, Friday, 06 July, 2007

© MST Systems Ltd, 2005 (www.mstworld.com)

International Formula Master

Free Practice 2 - Sector Analysis Report

Lap S1 Time S1 Spd S2 Time S2 Spd S3 Time S3 Spd Lap Time Pit Lap S1 Time S1 Spd S2 Time S2 Spd S3 Time S3 Spd Lap Time Pit

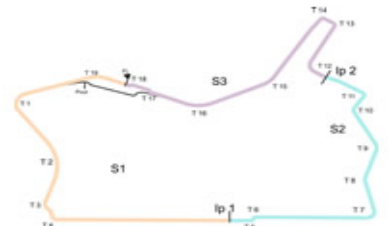
7 VAN DER DRIFT						NED		J.D. Motorsport					
1	14:36.063	113.2	53.994	90.9	41.705	16:11.762	8	41.156	225.4	40.995	150.4	32.615	1:54.766
2	47.592	130.9	51.312	110.2	37.283	2:16.187	9	41.596	225.4	41.411	137.9	32.888	1:55.895
3	44.122	180.9	45.673	119.8	35.348	2:05.143	10	40.799	224.5	40.860	146.9	33.011	1:54.670
4	29:28.235	162.8	46.295	116.2	35.973	30:50.503	11	40.878	225.4	40.625	149.1	34.493	1:55.996
5	42.777	225.0	44.283	124.7	34.517	2:01.577	12	8:11.558	222.1	41.119	146.5	32.450	9:25.127
6	42.325	224.5	41.770	140.0	33.431	1:57.526							
7	42.117	224.5	41.362	148.9	32.973	1:56.452							

8 ANDERSEN						DEN		J.D. Motorsport					
1	14:39.421	147.6	54.311	109.5	39.508	16:13.240	7	42.353	227.4	41.997	137.5	33.790	1:58.140
2	44.626	158.9	48.586	124.8	35.283	2:08.495	8	41.600	227.9	44.205	130.5	33.769	1:59.574
3	42.706	204.3	44.512		37.775	2:04.993	9	41.334	226.4	41.257	144.5	33.146	1:55.737
4	42.182	227.4	43.573	129.1	34.457	2:00.212	10	41.029	231.4	47.296	100.1	35.035	2:03.360
5	27:43.091	184.1	44.998	128.8	35.383	29:03.472							
6	43.076	221.1	45.118	104.2	35.852	2:04.046							

9 PUGLISI						ITA		Promotorsport					
1	14:10.743	169.4	49.932	104.9	41.204	15:41.879	8	41.905	226.4	43.184	129.4	33.733	1:58.822
2	44.877	176.9	44.494	127.6	37.127	2:06.498	9	41.571	225.9	42.158	137.7	33.466	1:57.195
3	43.231	205.9	43.454	126.1	34.832	2:01.517	10	41.477	225.4	41.973	138.6	33.653	1:57.103
4	42.575	224.0	42.777	123.5	33.891	1:59.243	11	9:22.428	219.7	42.675	139.5	33.896	10:38.999
5	28:21.238	170.5	46.748	121.8	35.693	29:43.679	12	41.115	225.0	41.435	143.8	33.089	1:55.639
6	42.698	209.6	44.004	118.5	42.404	2:09.106							
7	43.024	225.0	42.326	128.7	33.884	1:59.234							

10 PAVONI						ITA		Promotorsport					
1	52:02.324	173.1	55.945	109.3	43.414	53:41.683	6	45.764	219.3	47.620	118.6	38.070	2:11.454
2	48.230	222.6	49.573	123.2	39.475	2:17.278	7	6:03.900	205.9	46.744	137.5	38.449	7:29.093
3	45.387	207.5	48.127	141.5	40.102	2:13.616	8	54.708	170.8	47.957	124.4	38.415	2:21.080
4	48.158	173.7	47.492	116.0	38.502	2:14.152							
5	45.487	195.8	53.921	88.5	42.577	2:21.985							

11 BELLUARDO						ITA		Promotorsport					
1	14:18.976	220.2	47.453	114.6	37.355	15:43.784	8	41.115	225.9	41.858	137.7	33.278	1:56.251
2	43.900	160.1	1:01.366	119.2	35.613	2:20.879	9	44.482	188.1	44.010	125.2	33.756	2:02.248
3	41.589	223.5	43.439	113.9	35.456	2:00.484	10	41.230	226.9	42.378	128.8	33.548	1:57.156
4	43.199	220.7	43.609	132.0	33.808	2:00.616	11	41.224	226.9	41.498	137.9	32.857	1:55.579
5	28:05.817	185.7	51.703	123.4	34.807	29:32.327	12	41.025	226.4	42.267	121.0	33.378	1:56.670
6	42.179	225.4	42.596	148.7	34.854	1:59.629							
7	42.161	224.5	42.906	129.1	33.449	1:58.516							



Circuit Length - 4.720 kilometres
Circuito da Boavista
Porto

Weather/Track: Sun 23°/Dry 49°

Printed at 17:44, Friday, 06 July, 2007

© MST Systems Ltd, 2005 (www.mstworld.com)

International Formula Master

Free Practice 2 - Sector Analysis Report

Lap S1 Time S1 Spd S2 Time S2 Spd S3 Time S3 Spd Lap Time Pit Lap S1 Time S1 Spd S2 Time S2 Spd S3 Time S3 Spd Lap Time Pit

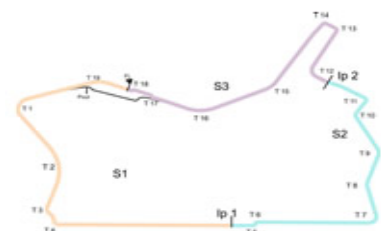
12 SANCHEZ LOPEZ MEX Alan Racing													
1	14:53.854	124.7	50.500	112.3	41.656	16:26.010	8	41.551	226.9	42.342	144.0	33.005	1:56.898
2	44.981	208.8	45.968	116.7	35.740	2:06.689	9	41.401	225.9	42.180	145.9	33.617	1:57.198
3	42.798	207.5	44.325	125.1	35.708	2:02.831	10	41.183	227.9	43.780	146.9	32.932	1:57.895
4	29:23.504	199.2	47.235	124.8	35.615	30:46.354	11	43.740	225.4	41.917	154.7	1:15.793	2:41.450
5	42.786	193.3	45.464	121.4	34.558	2:02.808	12	6:19.422	188.7	45.500	128.2	33.801	7:38.723
6	43.280	228.4	42.807	135.5	33.396	1:59.483	13	41.641	224.0	41.787	138.6	32.756	1:56.184
7	41.870	226.4	42.183	141.9	33.053	1:57.106							

15 GATTO ITA Alan Racing													
1	14:55.290	130.6	51.723	105.4	41.783	16:28.796	5	48.014	127.1	48.068	127.8	34.118	2:10.200
2	45.912	220.7	45.726	111.2	34.804	2:06.442	6	41.756	225.9	42.688	132.5	34.071	1:58.515
3	42.488	225.0	43.835	121.8	36.039	2:02.362	7	42.096	224.5	46.126		39.670	2:07.892
4	29:48.222	165.4	47.353	121.2	35.387	31:10.962							

18 COSTA ITA Euronova Racing													
1	14:09.959	166.5	49.029	123.2	40.777	15:39.765	8	42.345	225.4	42.386	128.4	34.430	1:59.161
2	45.650	198.8	45.105	134.3	37.564	2:08.319	9	47.108	199.2	44.172	132.1	34.487	2:05.767
3	44.657	220.2	44.115	124.5	35.891	2:04.663	10	41.727	225.9	41.588	131.3	35.372	1:58.687
4	42.562	228.4	43.218	121.6	35.029	2:00.809	11	43.044	224.0	42.280	100.6	34.591	1:59.915
5	29:05.088	135.7	48.608	121.0	43.222	30:36.918	12	6:55.905	216.5	42.786	129.0	34.168	8:12.859
6	43.674	223.5	42.989	144.5	36.000	2:02.663	13	41.594	224.5	41.198	132.5	33.847	1:56.639
7	51.899	216.1	43.284	128.1	34.882	2:10.065							

19 RAGUES FRA Euronova Racing													
1	14:40.834	132.1	55.843	118.2	40.216	16:16.893	8	41.827	227.4	42.943	137.2	40.947	2:05.717
2	44.687	190.1	47.807	119.7	36.767	2:09.261	9	42.287	227.4	42.808	137.2	34.054	1:59.149
3	43.096	219.3	45.131	107.3	35.800	2:04.027	10	42.223	214.3	49.561	119.2	34.547	2:06.331
4	30:30.086	106.5	49.090	124.8	42.960	32:02.136	11	6:46.196	189.1	44.319	133.6	34.321	8:04.836
5	43.469	223.0	43.420	140.2	34.454	2:01.343	12	41.698	227.4	42.129	144.0	34.051	1:57.878
6	43.968	172.2	43.818	130.4	34.397	2:02.183							
7	42.017	226.9	42.520	140.2	33.875	1:58.412							

21 PROVENZANO ITA ADM Motorsport													
1	14:14.829	163.3	49.620	97.3	40.522	15:44.971	5	42.565	214.3	45.271	139.1	33.730	2:01.566
2	39:55.647	161.8	47.819	107.1	37.585	41:21.051	6	42.241	207.9	42.477	135.3	33.795	1:58.513
3	44.188	192.6	45.646	114.6	35.455	2:05.289	7	7:31.962	213.4	43.643	128.7	33.936	8:49.541
4	44.561	205.1	43.310	133.1	34.415	2:02.286							



Circuit Length - 4.720 kilometres
Circuito da Boavista
Porto

Weather/Track: Sun 23°/Dry 49°

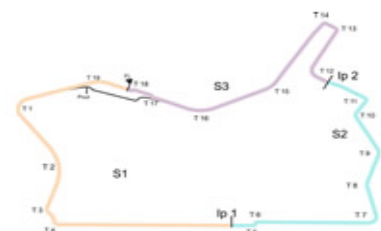
Printed at 17:44, Friday, 06 July, 2007

© MST Systems Ltd, 2005 (www.mstworld.com)

International Formula Master

Free Practice 2 - Sector Analysis Report

Lap	S1 Time	S1 Spd	S2 Time	S2 Spd	S3 Time	S3 Spd	Lap Time	Pit	Lap	S1 Time	S1 Spd	S2 Time	S2 Spd	S3 Time	S3 Spd	Lap Time	Pit
22 CALIENDO																	
ITA									ADM Motorsport								
1	14:31.867	179.6	50.918	101.4	39.797		16:02.582		8	42.216	220.7	44.381	115.8	36.141		2:02.738	
2	45.783	181.8	47.566	107.7	37.482		2:10.831		9	42.609	189.4	45.657	118.4	36.822		2:05.088	
3	52.402	151.3	46.054	105.6	36.154		2:14.610		10	43.820	182.1	44.394	126.0	34.696		2:02.910	
4	43.263	223.5	43.505	123.7	35.879		2:02.647		11	43.776	205.5	55.549		40.995		2:20.320	
5	28:06.284	105.5	57.918	115.7	38.188		29:42.390		12	7:44.426	215.7	43.574	128.7	34.669		9:02.669	
6	43.833	224.5	46.280	105.7	36.479		2:06.592		13	42.579	223.0	42.224	138.1	34.016		1:58.819	
7	42.984	225.0	43.422	126.9	34.958		2:01.364										
24 LLOBELL																	
ESP									Cram Competition								
1	13:57.791	163.1	47.408	112.8	38.696		15:23.895		7	42.824	226.4	43.200	135.6	34.769		2:00.793	
2	46.171	210.9	45.896	112.6	38.092		2:10.159		8	42.395	229.4	44.751	134.6	34.563		2:01.709	
3	44.989	223.0	43.861	130.4	36.329		2:05.179		9	42.476	206.3	44.027	139.1	34.900		2:01.403	
4	43.910	224.0	43.591	141.3	35.205		2:02.706		10	11:42.674	222.6	42.693	133.3	34.027		12:59.394	
5	29:03.710	195.5	47.771	115.3	37.883		30:29.364		11	42.297	224.5	42.086	139.8	33.874		1:58.257	
6	43.520	210.4	44.357	123.1	37.397		2:05.274										
25 D'AMBROSIO																	
BEL									Cram Competition								
1	13:51.078	188.7	44.939	128.2	37.498		15:13.515		8	41.214	228.9	41.611	116.0	33.579		1:56.404	
2	43.218	224.0	42.981	142.1	34.916		2:01.115		9	41.699	165.9	51.688	95.3	39.171		2:12.558	
3	42.051	225.4	45.560	129.9	37.151		2:04.762		10	40.971	226.9	46.241	125.5	34.791		2:02.003	
4	41.294	229.4	41.627	144.9	33.409		1:56.330		11	41.136	228.4	41.745	131.3	34.076		1:56.957	
5	29:27.708	171.9	48.830	109.5	36.214		30:52.752		12	40.970	225.9	40.581	143.8	36.523		1:58.074	
6	42.361	216.1	50.761	80.0	36.751		2:09.873		13	6:48.951	226.9	44.345	126.6	33.730		8:07.026	
7	41.549	228.9	48.957	109.2	36.299		2:06.805										
26 AVILA																	
MAC									Cram Competition								
1	13:52.418	205.5	46.454	118.2	37.485		15:16.357		8	42.080	228.9	42.845	129.3	34.532		1:59.457	
2	44.372	215.2	44.901	122.4	35.646		2:04.919		9	42.025	228.9	46.266	99.4	40.791		2:09.082	
3	42.834	225.9	1:33.377	98.0	37.415		2:53.626		10	42.451	178.7	44.889	121.7	34.671		2:02.011	
4	42.626	227.9	43.799	125.1	35.664		2:02.089		11	42.367	228.4	43.630	137.9	34.702		2:00.699	
5	28:31.451	188.1	46.977	103.7	48.528		30:06.956		12	9:54.634	225.9	43.311	144.5	34.529		11:12.474	
6	43.275	223.5	44.712	110.9	35.244		2:03.231										
7	42.291	228.9	43.524	133.0	34.879		2:00.694										
27 GRAVES																	
GBR									Team JVA								
1	14:13.638	177.5	53.986	99.1	40.378		15:48.002		7	42.918	223.5	43.966	133.1	34.940		2:01.824	
2	45.910	208.3	47.401	121.3	36.365		2:09.676		8	42.643	224.5	42.791	135.5	35.576		2:01.010	
3	44.300	222.1	47.089	109.8	41.347		2:12.736		9	5:57.415	209.2	47.555	116.6	36.194		7:21.164	
4	43.371	223.0	44.065	130.4	35.557		2:02.993		10	5:45.562	207.1	43.310	137.5	34.522		7:03.394	
5	28:21.883	210.0	50.088	116.7	37.028		29:48.999		11	42.578	224.5	42.547	137.7	34.141		1:59.266	
6	44.527	223.0	43.908	135.1	35.548		2:03.983										



Circuit Length - 4.720 kilometres
Circuito da Boavista
Porto

Weather/Track: Sun 23°/Dry 49°

Printed at 17:44, Friday, 06 July, 2007

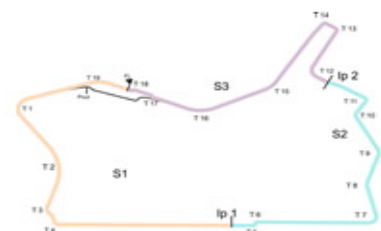
© MST Systems Ltd, 2005 (www.mstworld.com)

Page 4

International Formula Master

Free Practice 2 - Sector Analysis Report

Lap	S1 Time	S1 Spd	S2 Time	S2 Spd	S3 Time	S3 Spd	Lap Time	Pit	Lap	S1 Time	S1 Spd	S2 Time	S2 Spd	S3 Time	S3 Spd	Lap Time	Pit
29 CECOTTO JR VEN Ombra Racing																	
1	13:55.395	220.2	45.993	129.4	35.208		15:16.596		6	42.028	222.6	42.675	146.7	33.396		1:58.099	
2	43.717	222.1	43.587	134.3	34.135		2:01.439		7	41.218	224.5	42.507	120.1	33.476		1:57.201	
3	42.286	223.5	42.668	143.4	33.842		1:58.796		8	41.395	225.0	41.843	138.6	32.725		1:55.963	
4	41.958	223.0	42.572	141.7	33.139		1:57.669										
5	29:21.447	189.1	47.839	129.8	34.347		30:43.633										
30 MUERMANS NED Ombra Racing																	
1	14:08.321	143.2	51.798	110.3	40.657		15:40.776		9	42.854	220.2	46.009	121.0	38.279		2:07.142	
2	48.815	170.5	48.623	121.7	37.465		2:14.903		10	43.807	221.6	43.719	135.8	36.023		2:03.549	
3	44.478	197.7	47.711	104.3	36.070		2:08.259		11	44.483	222.6	43.237	138.4	34.102		2:01.822	
4	44.267	218.8	45.917	129.8	35.397		2:05.581		12	43.199	224.5	42.521	136.0	34.985		2:00.705	
5	28:29.221	160.6	48.439	120.9	36.735		29:54.395		13	5:13.986	202.7	44.413	129.9	34.565		6:32.964	
6	45.554	190.1	45.729	119.0	35.814		2:07.097		14	42.700	225.0	42.682	135.8	33.871		1:59.253	
7	43.719	225.0	46.351	93.5	35.550		2:05.620										
8	44.777	214.3	43.894	131.7	34.609		2:03.280										
31 PERSIANI ITA Scuderia Fama																	
1	14:46.268	142.6	52.874	107.4	43.561		16:22.703		8	43.121	226.9	42.779	131.8	35.769		2:01.669	
2	54.211	160.1	52.945	78.1	45.142		2:32.298		9	42.160	226.4	41.700	144.1	33.304		1:57.164	
3	48.791	155.5	48.127	114.4	36.100		2:13.018		10	41.569	226.9	41.619	138.9	33.035		1:56.223	
4	29:29.035	164.1	55.797	115.7	37.153		31:01.985		11	41.295	226.9	41.413	140.8	32.919		1:55.627	
5	43.960	175.7	44.734	123.4	34.606		2:03.300		12	5:55.638	205.1	43.773	144.9	33.310		7:12.721	
6	42.602	228.4	45.038	110.8	34.471		2:02.111		13	41.607	224.5	40.971	153.8	33.001		1:55.579	
7	42.312	227.4	42.541	129.3	33.940		1:58.793										
32 TORRE ITA Scuderia Fama																	
1	14:47.483	137.7	53.080	107.8	43.717		16:24.280		6	41.983	227.9	1:02.600	113.6	35.201		2:19.784	
2	53.223	157.9	53.944	105.3	38.682		2:25.849		7	42.284	228.4	42.674	144.0	34.721		1:59.679	
3	46.641	205.5	47.793	139.5	37.123		2:11.557		8	43.169	227.4	45.833	128.5	35.027		2:04.029	
4	29:23.416	166.5	46.505	130.7	36.428		30:46.349										
5	46.678	226.4	43.440	147.1	35.689		2:05.807										
33 DE BRUIJN NED ISR																	
1	15:02.605	111.4	56.102	121.2	38.633		16:37.340		8	41.270	229.9	43.295	100.3	41.002		2:05.567	
2	43.178	196.2	58.413	123.9	36.738		2:18.329		9	41.925	230.4	43.519	141.7	34.751		2:00.195	
3	42.582	213.9	44.285	135.8	35.149		2:02.016		10	41.529	227.9	43.291	125.8	34.110		1:58.930	
4	30:09.168	89.1	48.518	131.3	37.482		31:35.168		11	41.138	228.4	41.631	132.6	37.504		2:00.273	
5	43.273	187.0	44.270	146.1	34.874		2:02.417		12	4:35.365	226.9	42.167	150.4	35.831		5:53.363	
6	41.632	228.9	42.541	132.1	33.991		1:58.164		13	42.748	217.0	41.560	147.1	33.144		1:57.452	
7	41.350	228.4	42.408	139.1	34.079		1:57.837										



Circuit Length - 4.720 kilometres
Circuito da Boavista
Porto

Weather/Track: Sun 23°/Dry 49°

Printed at 17:44, Friday, 06 July, 2007

© MST Systems Ltd, 2005 (www.mstworld.com)

International Formula Master

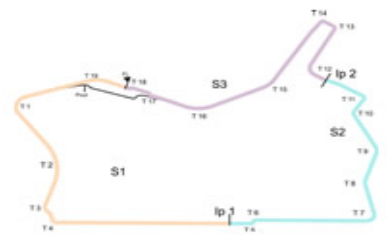
Free Practice 2 - Sector Analysis Report

Lap S1 Time S1 Spd S2 Time S2 Spd S3 Time S3 Spd Lap Time Pit Lap S1 Time S1 Spd S2 Time S2 Spd S3 Time S3 Spd Lap Time Pit

36 JANIS							CZE		ISR				
1	14:52.337	140.7	50.937	112.7	41.427	16:24.701	8	41.306	225.9	41.820	151.4	33.690	1:56.816
2	45.518	220.2	45.058	131.5	36.549	2:07.125	9	43.703	226.9	42.279	143.8	33.968	1:59.950
3	43.096	224.5	44.075	113.6	36.051	2:03.222	10	41.052	227.4	41.704	138.4	32.835	1:55.591
4	29:25.645	190.5	46.170	122.1	37.748	30:49.563	11	42.304	227.4	42.064	126.6	33.730	1:58.098
5	43.492	225.0	45.094	120.1	35.091	2:03.677	12	5:53.799	187.4	44.397	131.0	35.778	7:13.974
6	42.130	221.6	43.067	132.1	33.817	1:59.014	13	44.760	224.5	41.683	134.1	32.884	1:59.327
7	41.159	227.9	42.378	139.8	34.892	1:58.429							

41 SIEDLER							AUT		ADM Motorsport				
1	14:26.875	169.7	52.335	111.8	35.568	15:54.778	5	28:45.522	204.7	49.074	120.5	34.402	30:08.998
2	42.133	219.3	42.934	132.8	34.242	1:59.309	6	47.467	203.1	55.079	85.1	36.164	2:18.710
3	42.706	162.8	50.153	119.6	34.595	2:07.454							
4	41.475	224.5	41.378	145.1	32.868	1:55.721							

42 BONANOMI							ITA		Euronova Racing				
1	14:24.820	159.6	55.045	96.9	40.063	15:59.928	8	52.043	141.2	1:01.763	106.5	35.950	2:29.756
2	47.182	198.1	48.153	108.2	37.552	2:12.887	9	42.243	228.4	42.999	124.2	35.234	2:00.476
3	45.136	204.7	46.614	100.6	36.742	2:08.492	10	42.054	227.9	42.723	128.1	33.887	1:58.664
4	30:11.154	154.8	51.932	103.5	37.366	31:40.452	11	7:03.847	196.9	44.683	126.6	34.560	8:23.090
5	46.865	194.0	46.038	120.4	35.136	2:08.039	12	42.043	226.4	41.781	130.9	33.517	1:57.341
6	43.436	227.4	44.183	126.6	34.471	2:02.090							
7	42.472	226.9	42.695	140.0	35.736	2:00.903							



Circuit Length - 4.720 kilometres
Circuito da Boavista
Porto

Weather/Track: Sun 23°/Dry 49°

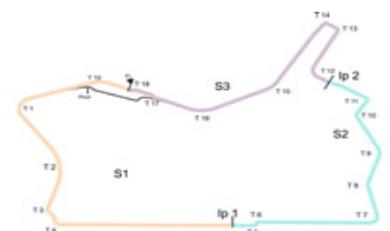
Printed at 17:44, Friday, 06 July, 2007

© MST Systems Ltd, 2005 (www.mstworld.com)

Page 6

International Formula Master Free Practice 2 - Best Sector Speeds Report

SECTOR 1				SECTOR 2				SECTOR 3				
POS	NO	NAME	SPEED	LAP	NO	NAME	SPEED	LAP	NO	SPEED	TRAP	AVAILABLE
1	8	ANDERSEN	231.4	10	12	SANCHEZ LOP	154.7	11				
2	33	DE BRUIJN	230.4	9	31	PERSIANI	153.8	13				
3	6	CANTELLI JR	229.9	6	36	JANIS	151.4	8				
4	24	LLOBELL	229.4	8	7	VAN DER DRI	150.4	8				
5	25	D'AMBROSIO	229.4	4	33	DE BRUIJN	150.4	12				
6	2	FREY	228.9	13	4	CAMPOS HUL	149.1	3				
7	3	ANNALA	228.9	10	3	ANNALA	148.7	11				
8	4	CAMPOS HUL	228.9	13	11	BELLUARDO	148.7	6				
9	26	AVILA	228.9	7	32	TORRE	147.1	5				
10	12	SANCHEZ LOP	228.4	6	29	CECOTTO JR	146.7	6				
11	18	COSTA	228.4	4	41	SIEDLER	145.1	4				
12	31	PERSIANI	228.4	6	25	D'AMBROSIO	144.9	4				
13	32	TORRE	228.4	7	8	ANDERSEN	144.5	9				
14	42	BONANOMI	228.4	9	18	COSTA	144.5	6				
15	36	JANIS	227.9	7	26	AVILA	144.5	12				
16	19	RAGUES	227.4	8	19	RAGUES	144.0	12				
17	5	MAULINI	226.9	4	9	PUGLISI	143.8	12				
18	11	BELLUARDO	226.9	10	2	FREY	142.1	9				
19	9	PUGLISI	226.4	8	10	PAVONI	141.5	3				
20	15	GATTO	225.9	6	24	LLOBELL	141.3	4				
21	7	VAN DER DRI	225.4	8	42	BONANOMI	140.0	7				
22	22	CALIENDO	225.0	7	21	PROVENZANO	139.1	5				
23	29	CECOTTO JR	225.0	8	6	CANTELLI JR	138.9	10				
24	30	MUERMANS	225.0	7	30	MUERMANS	138.4	11				
25	27	GRAVES	224.5	8	22	CALIENDO	138.1	13				
26	41	SIEDLER	224.5	4	27	GRAVES	137.7	11				
27	10	PAVONI	222.6	2	5	MAULINI	133.4	2				
28	21	PROVENZANO	214.3	5	15	GATTO	132.5	6				



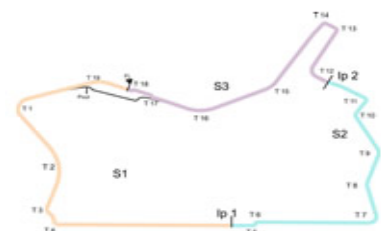
Circuit Length - 4.720 kilometres
Circuito da Boavista
Porto

Weather/Track: Sun 23°/Dry 49°

International Formula Master Free Practice 2 - Best Sector Times Report

POS	SECTOR 1			SECTOR 2			SECTOR 3			NO	NAME	IDEAL/BEST LAP COMPARISON			DIFF
	NO	TIME	LAP	NO	TIME	LAP	NO	TIME	LAP			IDEAL	BEST	LAP	
1	7	40.799	10	25	40.581	12	7	32.450	12	7	VAN DER DR	1:53.874	1:54.670	10	+ 0.796
2	25	40.970	12	7	40.625	11	2	32.708	11	25	D'AMBROSI	1:54.960	1:56.330	4	+ 1.370
3	11	41.025	12	31	40.971	13	29	32.725	8	31	PERSIANI	1:55.185	1:55.579	13	+ 0.394
4	2	41.029	11	18	41.198	13	12	32.756	13	11	BELLUARDO	1:55.380	1:55.579	11	+ 0.199
5	8	41.029	10	8	41.257	9	36	32.835	10	8	ANDERSEN	1:55.432	1:55.737	9	+ 0.305
6	36	41.052	10	41	41.378	4	11	32.857	11	36	JANIS	1:55.570	1:55.591	10	+ 0.021
7	9	41.115	12	9	41.435	12	41	32.868	4	2	FREY	1:55.575	1:55.575	11	+ 0.000
8	33	41.138	11	11	41.498	11	31	32.919	11	9	PUGLISI	1:55.639	1:55.639	12	+ 0.000
9	12	41.183	10	33	41.560	13	3	33.045	11	41	SIEDLER	1:55.721	1:55.721	4	+ 0.000
10	29	41.218	7	3	41.645	14	9	33.089	12	12	SANCHEZ LO	1:55.726	1:56.184	13	+ 0.458
11	31	41.295	11	36	41.683	13	33	33.144	13	29	CECOTTO JR	1:55.786	1:55.963	8	+ 0.177
12	41	41.475	4	42	41.781	12	8	33.146	9	33	DE BRUIJN	1:55.842	1:57.452	13	+ 1.610
13	18	41.594	13	12	41.787	13	25	33.409	4	3	ANNALA	1:56.462	1:56.636	11	+ 0.174
14	4	41.666	13	2	41.838	11	42	33.517	12	18	COSTA	1:56.639	1:56.639	13	+ 0.000
15	19	41.698	12	29	41.843	8	4	33.728	13	42	BONANOMI	1:57.341	1:57.341	12	+ 0.000
16	6	41.752	10	4	42.042	13	21	33.730	5	4	CAMPOS HU	1:57.436	1:57.436	13	+ 0.000
17	15	41.756	6	24	42.086	11	18	33.847	13	19	RAGUES	1:57.702	1:57.878	12	+ 0.176
18	3	41.772	10	19	42.129	12	30	33.871	14	24	LLOBELL	1:58.257	1:58.257	11	+ 0.000
19	32	41.983	6	22	42.224	13	24	33.874	11	21	PROVENZAN	1:58.448	1:58.513	6	+ 0.065
20	26	42.025	9	21	42.477	6	19	33.875	7	22	CALIENDO	1:58.456	1:58.819	13	+ 0.363
21	42	42.043	12	30	42.521	12	5	33.975	4	15	GATTO	1:58.515	1:58.515	6	+ 0.000
22	22	42.216	8	27	42.547	11	22	34.016	13	30	MUERMANS	1:59.092	1:59.253	14	+ 0.161
23	21	42.241	6	32	42.674	7	15	34.071	6	6	CANTELLI J	1:59.163	2:00.119	10	+ 0.956
24	24	42.297	11	15	42.688	6	27	34.141	11	27	GRAVES	1:59.266	1:59.266	11	+ 0.000
25	27	42.578	11	26	42.845	8	6	34.418	10	32	TORRE	1:59.378	1:59.679	7	+ 0.301
26	30	42.700	14	6	42.993	8	26	34.529	12	26	AVILA	1:59.399	1:59.457	8	+ 0.058
27	5	43.019	4	5	43.450	4	32	34.721	7	5	MAULINI	2:00.444	2:00.444	4	+ 0.000
28	10	45.387	3	10	46.744	7	10	38.070	6	10	PAVONI	2:10.201	2:11.454	6	+ 1.253

'Perfect Lap' - 1:53.830



Circuit Length - 4.720 kilometres
Circuito da Boavista
Porto

Weather/Track: Sun 23°/Dry 49°

International Formula Master QUALIFYING

POS	NO	CL	DRIVER	NAT	TEAM	TIME	LAPS	GAP	KPH
1	12		Pablo SANCHEZ LOPEZ	MEX	Alan Racing	1:54.652	10		148.20
2	9		Marcello PUGLISI	ITA	Promotorsport	1:55.124	11	0.472	147.59
3	25		Jerome D'AMBROSIO	BEL	Cram Competition	1:55.228	8	0.576	147.46
4	29		Johnny CECOTTO JR	VEN	Ombra Racing	1:55.371	12	0.719	147.28
5	15		Salvatore GATTO	ITA	Alan Racing	1:55.805	10	1.153	146.72
6	11		Ignazio BELLUARDO	ITA	Promotorsport	1:55.845	9	1.193	146.67
7	41		Norbert SIEDLER	AUT	ADM Motorsport	1:56.225	11	1.573	146.19
8	36		Erik JANIS	CZE	ISR	1:56.369	10	1.717	146.01
9	3		Juho ANNALA	FIN	Jenzer Motorsport	1:56.493	12	1.841	145.86
10	2		Rahel FREY	SUI	Jenzer Motorsport	1:56.817	13	2.165	145.45
11	8		Kasper ANDERSEN	DEN	J.D. Motorsport	1:57.039	7	2.387	145.18
12	33		Nick DE BRUIJN	NED	ISR	1:57.053	7	2.401	145.16
13	19		Pierre RAGUES	FRA	Euronova Racing	1:57.287	12	2.635	144.87
14	31		Luca PERSIANI	ITA	Scuderia Fama	1:57.451	7	2.799	144.67
15	18		Alberto COSTA	ITA	Euronova Racing	1:57.473	10	2.821	144.64
16	6		Claudio CANTELLI JR	BRA	J.D. Motorsport	1:57.668	11	3.016	144.40
17	30		Dominick MUERMANS	NED	Ombra Racing	1:58.003	12	3.351	143.99
18	42		Marco BONANOMI	ITA	Euronova Racing	1:58.229	7	3.577	143.72
19	14		Giuseppe TERRANOVA	ITA	Alan Racing	1:58.385	10	3.733	143.53
20	22		Michele CALIENDO	ITA	ADM Motorsport	1:59.080	7	4.428	142.69
21	24		Arturo LLOBELL	ESP	Cram Competition	1:59.127	10	4.475	142.63
22	27		Tor GRAVES	GBR	Team JVA	1:59.295	8	4.643	142.43
23	32		Massimo TORRE	ITA	Scuderia Fama	1:59.811	9	5.159	141.82
24	26		Rodolfo AVILA	MAC	Cram Competition	1:59.879	7	5.227	141.74
QUALIFICATION MAXIMA						2:02.677			
10			Mattia PAVONI	ITA	Promotorsport	2:06.197	5	11.545	134.64
4			Oliver CAMPOS HULL	ESP	Iris Project	2:07.550	2	12.898	133.21
7			Chris VAN DER DRIFT	NED	J.D. Motorsport	10:03.704	2	8:09.052	28.14

Weather/Track: Cloud 15°/Dry 24°

Circuito da Boavista
Circuit Length = 4.7200 km.
Start: 08:30 End: 09:17

Race Director:	Steward:	Timekeeper:
----------------	----------	-------------

International Formula Master Qualifying - Sector Analysis Report

Lap S1 Time S1 Spd S2 Time S2 Spd S3 Time S3 Spd Lap Time Pit Lap S1 Time S1 Spd S2 Time S2 Spd S3 Time S3 Spd Lap Time Pit

2 FREY SUI Jenzer Motorsport													
1	16:08.686	158.4	53.224	103.7	40.844	17:42.754	8	42.253	203.5	55.637	112.2	36.878	2:14.768
2	45.616	216.5	43.658	132.8	36.136	2:05.410	9	43.483	150.6	44.441	134.8	34.262	2:02.186
3	43.366	225.4	43.020	113.0	36.125	2:02.511	10	6:27.671	223.5	44.235	123.7	35.626	7:47.532
4	16:01.780	205.1	45.199	130.2	35.986	17:22.965	11	41.842	225.4	41.409	142.1	33.566	1:56.817
5	43.062	224.0	42.212	146.7	34.516	1:59.790	12	41.669	226.9	41.385	146.3	34.761	1:57.815
6	42.230	225.9	41.767	140.8	34.027	1:58.024	13	42.028	226.4	41.494	140.4	34.485	1:58.007
7	42.264	227.4	41.406	148.3	33.910	1:57.580							

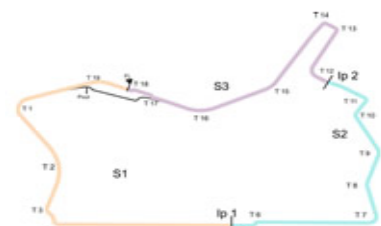
3 ANNALA FIN Jenzer Motorsport													
1	16:12.489	153.5	50.578	103.5	41.830	17:44.897	8	43.324	161.1	48.020	121.6	35.769	2:07.113
2	45.925	217.5	44.912	134.8	36.215	2:07.052	9	7:00.639	224.5	43.448	124.1	36.539	8:20.626
3	44.330	225.0	43.859	120.1	36.096	2:04.285	10	42.291	225.0	41.031	141.7	33.655	1:56.977
4	17:09.875	185.4	46.065	115.7	38.716	18:34.656	11	41.633	227.9	40.966	141.5	33.894	1:56.493
5	43.414	166.5	59.920	120.9	36.583	2:19.917	12	41.852	228.9	41.624	144.0	34.337	1:57.813
6	42.832	228.4	41.211	143.0	34.610	1:58.653							
7	42.336	226.4	41.587	135.3	34.147	1:58.070							

4 CAMPOS HULL ESP Iris Project													
1	16:13.571	145.0	50.265	102.0	42.342	17:46.178							
2	45.753	216.5	44.690	130.9	37.107	2:07.550							

6 CANTELLI JR BRA J.D. Motorsport													
1	18:29.745	183.1	54.375	91.9	42.884	20:07.004	7	41.651	213.4	43.667	139.5	34.804	2:00.122
2	17:56.411	203.5	43.834	130.7	36.740	19:16.985	8	6:38.881	214.3	49.134	100.2	40.003	8:08.018
3	42.469	226.9	41.765	130.4	35.412	1:59.646	9	41.895	223.0	41.433	141.7	34.739	1:58.067
4	42.448	228.4	42.594	137.4	35.258	2:00.300	10	41.424	223.0	41.581	136.5	34.663	1:57.668
5	42.168	226.4	42.341	131.3	35.243	1:59.752	11	41.318	224.5	41.166	140.6	35.229	1:57.713
6	42.168	200.0	47.741	138.8	35.280	2:05.189							

7 VAN DER DRIFT NED J.D. Motorsport													
1	18:36.149	144.5	51.299	129.9	40.322	20:07.770							
2	8:46.854	218.8	42.591	139.7	34.259	10:03.704							

8 ANDERSEN DEN J.D. Motorsport													
1	17:43.511	153.5	53.815	104.8	40.854	19:18.180	5	45.392	225.4	42.039	147.3	34.394	2:01.825
2	44.055	221.1	42.875	134.3	35.105	2:02.035	6	41.741	226.9	41.077	144.7	34.221	1:57.039
3	16:41.789	220.7	43.192	138.8	36.369	18:01.350	7	41.486	215.7	52.465	138.1	35.188	2:09.139
4	42.650	224.5	41.258	140.4	34.319	1:58.227							

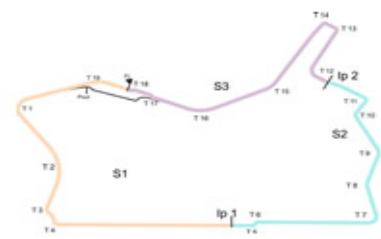


Circuit Length - 4.720 kilometres
Circuito da Boavista
Porto

Weather/Track: Cloud 15° /Dry 24°

International Formula Master Qualifying - Sector Analysis Report

Lap	S1 Time	S1 Spd	S2 Time	S2 Spd	S3 Time	S3 Spd	Lap Time	Pit	Lap	S1 Time	S1 Spd	S2 Time	S2 Spd	S3 Time	S3 Spd	Lap Time	Pit
9 PUGLISI ITA Promotorsport																	
1	16:19.621	207.9	49.677	115.1	40.876		17:50.174		7	4:15.219	137.9	55.973	121.2	36.917		5:48.109	
2	45.433	217.5	44.692	129.9	36.330		2:06.455		8	6:51.026	222.1	43.118	122.0	38.299		8:12.443	
3	43.255	223.5	42.196	140.8	34.810		2:00.261		9	41.994	223.5	40.862	142.2	33.604		1:56.460	
4	16:05.381	215.2	44.280	133.3	36.137		17:25.798		10	41.311	225.4	40.094	148.5	33.719		1:55.124	
5	42.194	225.4	41.346	138.1	33.956		1:57.496		11	41.554	226.9	45.242	121.7	35.450		2:02.246	
6	42.268	224.5	41.093	135.3	33.786		1:57.147										
10 PAVONI ITA Promotorsport																	
1	16:21.236	183.1	50.010	111.8	42.845		17:54.091		4	45.260	213.9	45.665	151.2	37.840		2:08.765	
2	45.508	221.6	46.878	121.4	39.091		2:11.477		5	44.616	217.9			1:21.581		2:06.197	
3	19:12.692	212.6	48.110	131.3	39.481		20:40.283										
11 BELLUARDO ITA Promotorsport																	
1	16:11.263	146.6	48.957	117.1	39.347		17:39.567		6	41.751	225.4	41.481	126.7	33.912		1:57.144	
2	44.037	221.1	43.108	137.4	34.494		2:01.639		7	47.434	181.5	1:04.738	80.5	37.262		2:29.434	
3	42.426	223.0	41.585	136.8	34.008		1:58.019		8	10:30.082	133.5	51.526	104.5	40.817		12:02.425	
4	16:15.749	170.0	45.018	120.8	37.719		17:38.486		9	41.626	224.0	40.737	145.1	33.482		1:55.845	
5	42.456	225.0	40.693	129.6	34.055		1:57.204										
12 SANCHEZ LOPEZ MEX Alan Racing																	
1	17:26.819	114.5	51.092	126.1	38.663		18:56.574		7	10:43.541	119.3	52.675	131.2	35.395		12:11.611	
2	43.824	224.0	43.900	133.8	35.103		2:02.827		8	42.234	225.0	41.232	147.5	33.566		1:57.032	
3	17:22.869	181.2	47.097	125.0	34.901		18:44.867		9	46.060	213.9	44.544	134.1	35.279		2:05.883	
4	42.499	224.5	41.766	141.3	33.966		1:58.231		10	41.007	228.4	40.323	149.1	33.322		1:54.652	
5	41.885	227.9	41.101	153.1	33.450		1:56.436										
6	45.399	225.4	50.893	117.7	35.448		2:11.740										
14 TERRANOVA ITA Alan Racing																	
1	17:33.123	164.4	50.418	120.8	39.852		19:03.393		7	10:31.864	156.7	51.298	121.0	39.269		12:02.431	
2	47.512	204.7	45.960	136.0	36.617		2:10.089		8	42.493	225.4	41.203	145.1	34.689		1:58.385	
3	17:11.033	157.4	47.226	121.8	37.083		18:35.342		9	45.112	225.0	42.751	154.7	38.481		2:06.344	
4	42.999	225.9	42.604	148.7	35.356		2:00.959		10	42.516	229.9	41.728	143.4	35.696		1:59.940	
5	42.369	227.4	42.470	138.8	34.891		1:59.730										
6	42.432	225.9	43.712	115.0	36.163		2:02.307										
15 GATTO ITA Alan Racing																	
1	17:32.359	171.1	48.488	117.2	39.927		19:00.774		7	10:07.308	192.9	44.185	136.0	34.747		11:26.240	
2	48.771	182.8	45.355	131.8	35.144		2:09.270		8	42.307	220.2	41.642	134.3	33.809		1:57.758	
3	17:13.396	182.5	47.059	117.9	35.671		18:36.126		9	41.419	224.0	40.834	143.4	33.552		1:55.805	
4	42.655	223.0	41.462	144.3	33.914		1:58.031		10	41.663	223.0	40.752	145.9	33.556		1:55.971	
5	42.144	224.0	41.122	144.3	34.068		1:57.334										
6	42.899	222.6	45.312	129.9	34.770		2:02.981										



Circuit Length - 4.720 kilometres
Circuito da Boavista
Porto

Weather/Track: Cloud 15° /Dry 24°

International Formula Master Qualifying - Sector Analysis Report

Lap S1 Time S1 Spd S2 Time S2 Spd S3 Time S3 Spd Lap Time Pit Lap S1 Time S1 Spd S2 Time S2 Spd S3 Time S3 Spd Lap Time Pit

18 COSTA

ITA							Euronova Racing						
1	16:58.083	152.1	48.634	115.8	41.343	18:28.060	7	42.732	150.0	47.056	123.7	36.967	2:06.755
2	44.345	220.2	43.225	134.3	35.652	2:03.222	8	7:24.770	169.7	48.286	111.6	50.048	9:03.104
3	18:30.531	141.8	47.663	128.1	40.444	19:58.638	9	42.259	222.6	41.050	142.8	1:19.847	2:43.156
4	43.574	156.2	55.547	124.4	36.438	2:15.559	10	45.860	221.1	41.616	143.0	36.399	2:03.875
5	43.996	226.4	41.819	129.8	34.860	2:00.675							
6	41.883	225.4	41.043	142.6	34.547	1:57.473							

19 RAGUES

FRA							Euronova Racing						
1	17:00.478	157.4	49.242	123.9	40.153	18:29.873	8	42.517	223.0	42.018	136.7	34.841	1:59.376
2	44.501	222.1	43.360	134.8	37.798	2:05.659	9	6:43.699	169.7	48.063	127.0	43.071	8:14.833
3	17:28.491	188.4	47.438	123.2	37.486	18:53.415	10	42.629	223.5	41.262	144.9	34.226	1:58.117
4	43.249	222.1	41.483	139.5	34.998	1:59.730	11	45.143	225.4	41.698	141.7	35.185	2:02.026
5	42.440	224.5	41.367	145.3	34.838	1:58.645	12	41.933	224.5	40.764	149.1	34.590	1:57.287
6	42.008	225.0	41.606	140.6	34.621	1:58.235							
7	42.312	172.5	49.485	125.4	36.802	2:08.599							

22 CALIENDO

ITA							ADM Motorsport						
1	17:51.880	121.3	52.031	112.1	42.354	19:26.265	5	43.845	224.5	42.305	133.8	34.695	2:00.845
2	44.483	221.1	42.790	141.3	58.902	2:26.175	6	42.638	225.0	41.810	126.4	34.632	1:59.080
3	16:50.801	115.4	53.675	112.5	38.035	18:22.511	7	42.862	185.4	46.222	127.2	35.772	2:04.856
4	43.365	215.2	43.105	129.9	35.487	2:01.957							

24 LLOBELL

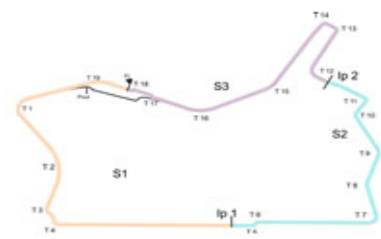
ESP							Cram Competition						
1	17:31.907	165.7	47.954	125.4	40.163	19:00.024	7	43.116	185.4	46.667	136.8	35.300	2:05.083
2	44.336	223.5	43.195	133.6	36.782	2:04.313	8	8:20.969	146.4	53.530	116.2	40.925	9:55.424
3	17:40.478	148.9	51.229	118.5	38.108	19:09.815	9	44.705	212.6	42.578	143.8	36.745	2:04.028
4	42.823	213.9	43.238	136.1	34.965	2:01.026	10	47.899	215.2	42.978	139.3	35.745	2:06.622
5	44.159	225.9	42.143	143.8	34.628	2:00.930							
6	42.571	224.0	41.844	145.5	34.712	1:59.127							

25 D'AMBROSIO

BEL							Cram Competition						
1	17:29.835	187.4	48.558	119.0	39.256	18:57.649	6	41.409	229.4	48.825	93.1	39.639	2:09.873
2	43.846	224.0	43.506	122.0	38.368	2:05.720	7	41.752	157.7	51.805	103.9	35.173	2:08.730
3	17:30.757	159.8	49.589	116.3	35.538	18:55.884	8	8:28.943	167.3	53.606	105.7	42.074	10:04.623
4	42.210	225.0	41.161	139.3	33.638	1:57.009							
5	41.407	226.4	40.413	149.7	33.408	1:55.228							

26 AVILA

MAC							Cram Competition						
1	17:30.382	173.7	48.744	117.2	39.607	18:58.733	5	43.877	227.4	42.403	142.1	35.165	2:01.445
2	43.763	225.0	43.656	124.1	37.761	2:05.180	6	42.498	227.9	41.997	129.8	35.384	1:59.879
3	17:28.603	145.8	51.860	124.8	36.554	18:57.017	7	43.068	191.2	46.034	135.0	35.256	2:04.358
4	43.043	225.9	1:14.898	130.9	36.263	2:34.204							



Circuit Length - 4.720 kilometres
Circuito da Boavista
Porto

Weather/Track: Cloud 15° /Dry 24°

Printed at 09:24, Saturday, 07 July, 2007

© MST Systems Ltd, 2005 (www.mstworld.com)

Page 3

International Formula Master Qualifying - Sector Analysis Report

Lap S1 Time S1 Spd S2 Time S2 Spd S3 Time S3 Spd Lap Time Pit Lap S1 Time S1 Spd S2 Time S2 Spd S3 Time S3 Spd Lap Time Pit

27 GRAVES

Lap	S1 Time	S1 Spd	S2 Time	S2 Spd	S3 Time	S3 Spd	Lap Time	Pit
1	38:47.229	196.9	54.529	108.9	40.710		40:22.468	
2	45.647	220.7	47.082	131.5	37.333		2:10.062	
3	44.286	224.0	42.725	138.9	35.763		2:02.774	
4	42.930	224.5	42.416	140.0	35.433		2:00.779	
5	42.529	217.5	48.587	98.0	38.633		2:09.749	

GBR

Team JVA

Lap	S1 Time	S1 Spd	S2 Time	S2 Spd	S3 Time	S3 Spd	Lap Time	Pit
6	7:12.349	208.8	44.253	117.2	40.533		8:37.135	
7	42.739	224.5	41.683	147.1	34.873		1:59.295	
8	42.223	225.9	43.158	142.2	34.740		2:00.121	

29 CECOTTO JR

Lap	S1 Time	S1 Spd	S2 Time	S2 Spd	S3 Time	S3 Spd	Lap Time	Pit
1	16:32.901	186.7	48.679	118.5	36.730		17:58.310	
2	45.402	222.1	44.185	122.3	36.139		2:05.726	
3	43.854	221.6	43.006	130.4	37.108		2:03.968	
4	16:06.172	222.6	42.339	133.9	35.283		17:23.794	
5	43.438	225.4	41.490	138.1	43.874		2:08.802	
6	42.866	225.0	40.893	148.1	33.608		1:57.367	
7	42.068	227.4	41.283	143.2	34.501		1:57.852	

VEN

Ombra Racing

Lap	S1 Time	S1 Spd	S2 Time	S2 Spd	S3 Time	S3 Spd	Lap Time	Pit
8	43.296	141.4	46.843	136.1	36.130		2:06.269	
9	42.194	226.9	43.465	124.4	37.398		2:03.057	
10	6:11.957	193.3	44.950	123.0	38.138		7:35.045	
11	42.307	223.0	40.397	152.7	33.479		1:56.183	
12	41.777	221.6	40.460	143.8	33.134		1:55.371	

30 MUERMANS

Lap	S1 Time	S1 Spd	S2 Time	S2 Spd	S3 Time	S3 Spd	Lap Time	Pit
1	16:46.023	200.3	47.983	110.9	39.145		18:13.151	
2	45.260	220.7	44.024	113.4	36.164		2:05.448	
3	17:56.352	219.7	43.561	133.9	36.898		19:16.811	
4	43.737	222.6	42.655	129.0	35.139		2:01.531	
5	42.832	223.0	41.672	136.1	35.037		1:59.541	
6	42.414	223.0	41.847	136.1	34.255		1:58.516	
7	42.433	168.6	49.995	132.5	36.100		2:08.528	

NED

Ombra Racing

Lap	S1 Time	S1 Spd	S2 Time	S2 Spd	S3 Time	S3 Spd	Lap Time	Pit
8	42.844	224.5	43.169	115.8	38.621		2:04.634	
9	6:11.438	221.6	43.523	114.7	40.679		7:35.640	
10	42.626	225.0	41.610	140.8	34.763		1:58.999	
11	42.131	225.9	41.467	143.0	34.405		1:58.003	
12	42.037	207.5	44.079	133.6	35.381		2:01.497	

31 PERSIANI

Lap	S1 Time	S1 Spd	S2 Time	S2 Spd	S3 Time	S3 Spd	Lap Time	Pit
1	18:11.626	143.0	56.013	121.3	40.089		19:47.728	
2	46.641	218.8	44.932	120.1	36.286		2:07.859	
3	16:11.239	203.9	47.605	104.2	36.783		17:35.627	
4	42.995	225.0	41.728	144.1	34.423		1:59.146	

ITA

Scuderia Fama

Lap	S1 Time	S1 Spd	S2 Time	S2 Spd	S3 Time	S3 Spd	Lap Time	Pit
5	42.478	226.4	40.851	143.2	34.122		1:57.451	
6	43.845	219.3	43.465	141.5	34.634		2:01.944	
7	42.172	204.3	49.281	115.8	40.419		2:11.872	

32 TORRE

Lap	S1 Time	S1 Spd	S2 Time	S2 Spd	S3 Time	S3 Spd	Lap Time	Pit
1	18:13.026	146.2	56.364	108.4	46.870		19:56.260	
2	19:31.327	222.1	43.865	142.6	36.548		20:51.740	
3	43.249	226.9	42.114	148.5	35.594		2:00.957	
4	42.827	226.4	41.814	149.1	35.170		1:59.811	
5	44.476	225.9	41.832	136.0	35.100		2:01.408	

ITA

Scuderia Fama

Lap	S1 Time	S1 Spd	S2 Time	S2 Spd	S3 Time	S3 Spd	Lap Time	Pit
6	9:29.070	176.9	48.777	133.6	42.357		11:00.204	
7	43.032	225.0	41.925	154.7	38.760		2:03.717	
8	45.115	226.4	42.473	145.1	35.935		2:03.523	
9	42.882	225.0	42.129	151.6	35.618		2:00.629	

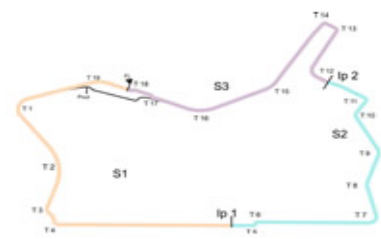
33 DE BRUIJN

Lap	S1 Time	S1 Spd	S2 Time	S2 Spd	S3 Time	S3 Spd	Lap Time	Pit
1	17:13.543	181.5	48.325	120.0	38.442		18:40.310	
2	43.492	225.0	43.220	138.1	35.156		2:01.868	
3	17:56.200	158.4	51.138	138.2	35.498		19:22.836	
4	42.192	226.4	41.133	142.4	34.146		1:57.471	

NED

ISR

Lap	S1 Time	S1 Spd	S2 Time	S2 Spd	S3 Time	S3 Spd	Lap Time	Pit
5	1:24.323	226.4	41.942	145.7	34.505		2:40.770	
6	41.657	225.4	41.063	137.7	34.333		1:57.053	
7	41.443	177.8	48.517	124.4	38.008		2:07.968	



Circuit Length - 4.720 kilometres
Circuito da Boavista
Porto

Weather/Track: Cloud 15° /Dry 24°

Printed at 09:24, Saturday, 07 July, 2007

© MST Systems Ltd, 2005 (www.mstworld.com)

Page 4

International Formula Master Qualifying - Sector Analysis Report

Lap S1 Time S1 Spd S2 Time S2 Spd S3 Time S3 Spd Lap Time Pit Lap S1 Time S1 Spd S2 Time S2 Spd S3 Time S3 Spd Lap Time Pit

36 JANIS

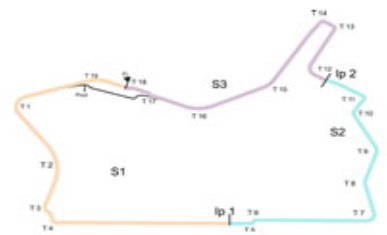
CZE						ISR							
1	17:23.786	137.1	50.131	107.5	40.536	18:54.453	7	41.683	164.1	54.085	92.8	37.915	2:13.683
2	45.269	221.6	43.974	127.8	34.979	2:04.222	8	7:59.203	167.3	47.796	108.4	40.657	9:27.656
3	17:41.419	167.5	50.589	123.2	37.849	19:09.857	9	41.808	224.5	41.006	137.4	33.555	1:56.369
4	42.919	225.0	42.273	136.7	34.435	1:59.627	10	3:13.209	226.9	42.164	135.6	34.532	4:29.905
5	42.656	225.4	41.538	139.3	34.389	1:58.583							
6	41.664	226.4	41.030	146.5	34.009	1:56.703							

41 SIEDLER

AUT						ADM Motorsport							
1	17:51.321	126.8	51.823	119.8	41.964	19:25.108	7	41.848	224.5	48.265	104.5	36.514	2:06.627
2	43.623	220.7	42.256	142.1	34.935	2:00.814	8	8:03.524	151.3	47.967	123.1	48.917	9:40.408
3	17:16.634	120.9	53.138	122.4	37.791	18:47.563	9	42.492	223.0	40.883	140.8	33.392	1:56.767
4	42.346	225.0	41.644	146.7	33.881	1:57.871	10	44.618	226.4	43.687	131.5	37.330	2:05.635
5	42.060	225.4	40.877	133.3	33.288	1:56.225	11	41.389	227.4	40.061	140.2	35.752	1:57.202
6	43.546	225.4	45.012	113.0	36.697	2:05.255							

42 BONANOMI

ITA						Euronova Racing							
1	16:29.637	158.6	53.635	100.5	41.072	18:04.344	5	42.393	225.0	41.352	134.1	34.484	1:58.229
2	46.121	198.4	45.759	117.9	36.203	2:08.083	6	42.008	226.9	42.635	127.5	35.691	2:00.334
3	17:56.684	205.1	46.175	104.4	38.636	19:21.495	7	42.099	189.8	49.458	121.6	36.258	2:07.815
4	42.715	224.0	41.905	136.1	34.539	1:59.159							

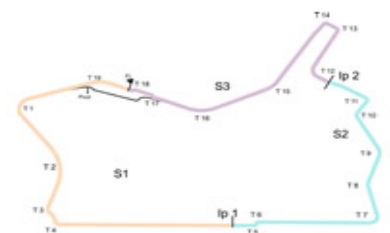


Circuit Length - 4.720 kilometres
Circuito da Boavista
Porto

Weather/Track: Cloud 15° /Dry 24°

International Formula Master Qualifying - Best Sector Speeds Report

SECTOR 1				SECTOR 2				SECTOR 3				
POS	NO	NAME	SPEED	LAP	NO	NAME	SPEED	LAP	NO	SPEED	TRAP	AVAILABLE
1	14	TERRANOVA	229.9	10	14	TERRANOVA	154.7	9				
2	25	D'AMBROSIO	229.4	6	32	TORRE	154.7	7				
3	3	ANNALA	228.9	12	12	SANCHEZ LOP	153.1	5				
4	6	CANTELLI JR	228.4	4	29	CECOTTO JR	152.7	11				
5	12	SANCHEZ LOP	228.4	10	10	PAVONI	151.2	4				
6	26	AVILA	227.9	6	25	D'AMBROSIO	149.7	5				
7	2	FREY	227.4	7	19	RAGUES	149.1	12				
8	29	CECOTTO JR	227.4	7	9	PUGLISI	148.5	10				
9	41	SIEDLER	227.4	11	2	FREY	148.3	7				
10	8	ANDERSEN	226.9	6	8	ANDERSEN	147.3	5				
11	9	PUGLISI	226.9	11	27	GRAVES	147.1	7				
12	32	TORRE	226.9	3	41	SIEDLER	146.7	4				
13	36	JANIS	226.9	10	36	JANIS	146.5	6				
14	42	BONANOMI	226.9	6	15	GATTO	145.9	10				
15	18	COSTA	226.4	5	33	DE BRUIJN	145.7	5				
16	31	PERSIANI	226.4	5	24	LLOBELL	145.5	6				
17	33	DE BRUIJN	226.4	4	11	BELLUARDO	145.1	9				
18	24	LLOBELL	225.9	5	31	PERSIANI	144.1	4				
19	27	GRAVES	225.9	8	3	ANNALA	144.0	12				
20	30	MUERMANS	225.9	11	18	COSTA	143.0	10				
21	11	BELLUARDO	225.4	6	30	MUERMANS	143.0	11				
22	19	RAGUES	225.4	11	26	AVILA	142.1	5				
23	22	CALIENDO	225.0	6	6	CANTELLI JR	141.7	9				
24	15	GATTO	224.0	5	22	CALIENDO	141.3	2				
25	10	PAVONI	221.6	2	7	VAN DER DRI	139.7	2				
26	7	VAN DER DRI	218.8	2	42	BONANOMI	136.1	4				
27	4	CAMPOS HUL	216.5	2	4	CAMPOS HUL	130.9	2				



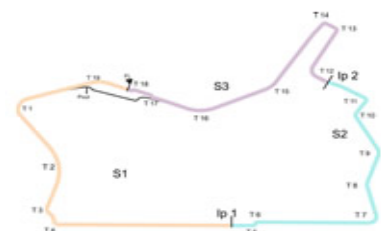
Circuit Length - 4.720 kilometres
Circuito da Boavista
Porto

Weather/Track: Cloud 15° /Dry 24°

International Formula Master Qualifying - Best Sector Times Report

POS	SECTOR 1			SECTOR 2			SECTOR 3			IDEAL/BEST LAP COMPARISON					
	NO	TIME	LAP	NO	TIME	LAP	NO	TIME	LAP	NO	NAME	IDEAL	BEST	LAP	DIFF
1	12	41.007	10	41	40.061	11	29	33.134	12	12	SANCHEZ LO	1:54.652	1:54.652	10	+ 0.000
2	9	41.311	10	9	40.094	10	41	33.288	5	41	SIEDLER	1:54.738	1:56.225	5	+ 1.487
3	6	41.318	11	12	40.323	10	12	33.322	10	9	PUGLISI	1:55.009	1:55.124	10	+ 0.115
4	41	41.389	11	29	40.397	11	25	33.408	5	25	D'AMBROSI	1:55.228	1:55.228	5	+ 0.000
5	25	41.407	5	25	40.413	5	11	33.482	9	29	CECOTTO JR	1:55.308	1:55.371	12	+ 0.063
6	15	41.419	9	11	40.693	5	15	33.552	9	15	GATTO	1:55.723	1:55.805	9	+ 0.082
7	33	41.443	7	15	40.752	10	36	33.555	9	11	BELLUARDO	1:55.801	1:55.845	9	+ 0.044
8	8	41.486	7	19	40.764	12	2	33.566	11	36	JANIS	1:56.225	1:56.369	9	+ 0.144
9	11	41.626	9	31	40.851	5	9	33.604	9	3	ANNALA	1:56.254	1:56.493	11	+ 0.239
10	3	41.633	11	3	40.966	11	3	33.655	10	2	FREY	1:56.620	1:56.817	11	+ 0.197
11	36	41.664	6	36	41.006	9	31	34.122	5	33	DE BRUIJN	1:56.652	1:57.053	6	+ 0.401
12	2	41.669	12	18	41.043	6	33	34.146	4	8	ANDERSEN	1:56.784	1:57.039	6	+ 0.255
13	29	41.777	12	33	41.063	6	8	34.221	6	19	RAGUES	1:56.923	1:57.287	12	+ 0.364
14	18	41.883	6	8	41.077	6	19	34.226	10	31	PERSIANI	1:57.145	1:57.451	5	+ 0.306
15	19	41.933	12	6	41.166	11	30	34.255	6	6	CANTELLI J	1:57.147	1:57.668	10	+ 0.521
16	42	42.008	6	14	41.203	8	7	34.259	2	18	COSTA	1:57.473	1:57.473	6	+ 0.000
17	30	42.037	12	42	41.352	5	42	34.484	5	30	MUERMANS	1:57.759	1:58.003	11	+ 0.244
18	31	42.172	7	2	41.385	12	18	34.547	6	42	BONANOMI	1:57.844	1:58.229	5	+ 0.385
19	27	42.223	8	30	41.467	11	24	34.628	5	14	TERRANOVA	1:58.261	1:58.385	8	+ 0.124
20	14	42.369	5	27	41.683	7	22	34.632	6	27	GRAVES	1:58.646	1:59.295	7	+ 0.649
21	26	42.498	6	22	41.810	6	6	34.663	10	24	LLOBELL	1:59.043	1:59.127	6	+ 0.084
22	24	42.571	6	32	41.814	4	14	34.689	8	22	CALIENDO	1:59.080	1:59.080	6	+ 0.000
23	22	42.638	6	24	41.844	6	27	34.740	8	26	AVILA	1:59.660	1:59.879	6	+ 0.219
24	32	42.827	4	26	41.997	6	32	35.100	5	32	TORRE	1:59.741	1:59.811	4	+ 0.070
25	10	44.616	5	7	42.591	2	26	35.165	5	4	CAMPOS HU	2:07.550	2:07.550	2	+ 0.000
26	4	45.753	2	4	44.690	2	4	37.107	2	10	PAVONI	2:08.121	2:06.197	5	+ 1.924
27	7	8:46.854	2	10	45.665	4	10	37.840	4	7	VAN DER DR	10:03.704	10:03.704	2	+ 0.000

'Perfect Lap' - 1:54.202




Circuit Length - 4.720 kilometres
Circuito da Boavista
Porto

Weather/Track: Cloud 15° /Dry 24°

International Formula Master

GRID FOR RACE 1 - FINAL

ROW 13	7	VAN DER DRIFT	4	CAMPOS HULL
ROW 12	10	PAVONI	26	AVILA
ROW 11	32	TORRE	27	GRAVES
ROW 10	24	LLOBELL	22	CALIENDO
ROW 9	14	TERRANOVA	42	BONANOMI
ROW 8	30	MUERMANS	6	CANTELLI JR
ROW 7	31	PERSIANI	19	RAGUES
ROW 6	33	DE BRUIJN	8	ANDERSEN
ROW 5	2	FREY	3	ANNALA
ROW 4	36	JANIS	41	SIEDLER
ROW 3	11	BELLUARDO	15	GATTO
ROW 2	29	CECOTTO JR	25	D'AMBROSIO
ROW 1	9	PUGLISI	12	SANCHEZ LOPEZ
POLE				



Weather/Track: Cloud 15°/Dry 24°

Circuito da Boavista
Circuit Length = 4.7200 km.
Start: 08:30 End: 09:17

Race Director:	Steward:	Timekeeper:
----------------	----------	-------------

International Formula Master RACE CLASSIFICATION - RACE 1

POS	NO	CL	DRIVER	NAT	TEAM	TIME	LAPS	GAP	KPH	BEST
1	12		Pablo SANCHEZ LOPEZ	MEX	Alan Racing	38:09.503	7		51.80	1:54.592
2	9		Marcello PUGLISI	ITA	Promotorsport	38:10.151	7	0.648	51.78	1:54.730
3	25		Jerome D'AMBROSIO	BEL	Cram Competition	38:11.266	7	1.763	51.76	1:54.859
4	29		Johnny CECOTTO JR	VEN	Ombra Racing	38:12.020	7	2.517	51.74	1:54.698
5	15		Salvatore GATTO	ITA	Alan Racing	38:12.559	7	3.056	51.73	1:55.305
6	41		Norbert SIEDLER	AUT	ADM Motorsport	38:13.417	7	3.914	51.71	1:54.527
7	36		Erik JANIS	CZE	ISR	38:14.924	7	5.421	51.68	1:55.605
8	8		Kasper ANDERSEN	DEN	J.D. Motorsport	38:15.706	7	6.203	51.66	1:56.225
9	2		Rahel FREY	SUI	Jenzer Motorsport	38:16.389	7	6.886	51.64	1:55.830
10	31		Luca PERSIANI	ITA	Scuderia Fama	38:17.365	7	7.862	51.62	1:56.693
11	6		Claudio CANTELLI JR	BRA	J.D. Motorsport	38:18.649	7	9.146	51.59	1:56.245
12	42		Marco BONANOMI	ITA	Euronova Racing	38:19.842	7	10.339	51.57	1:57.315
13	24		Arturo LLOBELL	ESP	Cram Competition	38:20.683	7	11.180	51.55	1:57.670
14	22		Michele CALIENDO	ITA	ADM Motorsport	38:21.285	7	11.782	51.53	1:58.909
15	3		Juho ANNALA	FIN	Jenzer Motorsport	38:22.585	7	13.082	51.50	1:58.595
16	33		Nick DE BRUIJN	NED	ISR	38:23.895	7	14.392	51.47	1:56.846
17	4		Oliver CAMPOS HULL	ESP	Iris Project	38:24.976	7	15.473	51.45	1:58.541
NOT CLASSIFIED										
14			Giuseppe TERRANOVA	ITA	Alan Racing	11:20.282	5	D.N.F.	124.38	1:56.705
30			Dominick MUERMANS	NED	Ombra Racing	38:25.691	5	N.C.F.	36.70	1:58.545
26			Rodolfo AVILA	MAC	Cram Competition	10:15.119	4	D.N.F.	109.94	1:58.926
11			Ignazio BELLUARDO	ITA	Promotorsport	5:56.855	3	D.N.F.	141.89	1:55.593
32			Massimo TORRE	ITA	Scuderia Fama	6:14.650	3	D.N.F.	135.15	1:59.035
19			Pierre RAGUES	FRA	Euronova Racing	4:51.194	2	D.N.F.	115.53	2:09.972
7			Chris VAN DER DRIFT	NED	J.D. Motorsport	2:27.413	1	D.N.F.	112.94	
10			Mattia PAVONI	ITA	Promotorsport	2:45.378	1	D.N.F.	100.67	
27			Tor GRAVES	GBR	Team JVA		0	D.N.F.	N/A	
FASTEST LAP										
41			Norbert SIEDLER		ADM Motorsport	1:54.527	3	148.36kph	92.19mph	

Weather/Track: Sun 21°/Dry 46°

Circuito da Boavista
Circuit Length = 4.7200 km.
Start: 12:32 End: 13:11

Race Director:	Steward:	Timekeeper:
----------------	----------	-------------

International Formula Master Race 1 - Sector Analysis Report

Lap S1 Time S1 Spd S2 Time S2 Spd S3 Time S3 Spd Lap Time Pit Lap S1 Time S1 Spd S2 Time S2 Spd S3 Time S3 Spd Lap Time Pit

2 FREY SUI Jenzer Motorsport													
1	49.526	144.1	44.708	129.6	34.336	2:08.570	5	48.469	154.8	53.429	85.6	1:22.980	3:04.878
2	41.965	228.9	42.480	133.3	33.342	1:57.787	6	22:20.116	104.8	1:00.770	100.2	55.507	24:16.393
3	41.586	229.4	41.923	140.6	33.430	1:56.939	7	1:01.977	130.3	1:02.330	100.5	51.685	2:55.992
4	41.142	230.9	41.589	135.5	33.099	1:55.830							

3 ANNALA FIN Jenzer Motorsport													
1	58.697	171.4	47.071	122.4	35.447	2:21.215	5	20:48.960	141.8	57.217	95.6	1:04.658	22:50.835
2	42.524	228.9	42.625	133.1	33.692	1:58.841	6	1:03.802	100.8	58.604	121.6	54.845	2:57.251
3	42.073	229.4	43.369	136.3	33.153	1:58.595	7	1:03.824	106.0	1:00.948	88.5	51.832	2:56.604
4	41.464	230.4	1:22.960	77.5	1:14.820	3:19.244							

4 CAMPOS HULL ESP Iris Project													
1	54.595	142.2	47.712	139.1	35.566	2:17.873	5	20:44.931	134.0	58.481	101.2	1:02.388	22:45.800
2	42.469	225.4	42.946	141.5	33.963	1:59.378	6	1:03.465	112.5	58.308	120.9	54.101	2:55.874
3	42.383	227.4	42.315	149.3	33.843	1:58.541	7	1:04.346	113.2	1:00.653	91.6	52.184	2:57.183
4	42.225	227.9	1:39.941	103.3	1:08.161	3:30.327							

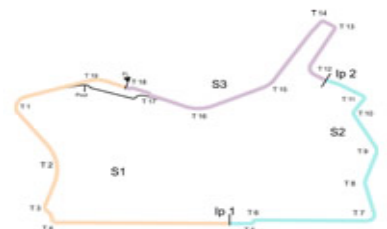
6 CANTELLI JR BRA J.D. Motorsport													
1	51.403	153.0	45.896	130.1	34.421	2:11.720	5	52.699	127.6	56.666	104.7	1:23.586	3:12.951
2	42.741	226.9	42.794	135.0	33.720	1:59.255	6	22:11.682	115.6	58.711	93.6	55.217	24:05.610
3	41.357	228.4	41.906	134.6	33.439	1:56.702	7	1:03.686	111.4	1:01.428	90.9	51.052	2:56.166
4	41.016	233.0	41.258	139.1	33.971	1:56.245							

7 VAN DER DRIFT NED J.D. Motorsport													
1	57.746	153.0	47.724	125.2	41.943	2:27.413 Pit							

8 ANDERSEN DEN J.D. Motorsport													
1	48.718	140.3	44.741	132.3	34.366	2:07.825	5	48.715	152.1	53.771	93.7	1:21.673	3:04.159
2	41.652	225.9	42.393	140.9	33.445	1:57.490	6	22:19.947	107.4	1:01.914	101.4	55.662	24:17.523
3	41.110	226.9	41.883	141.7	33.274	1:56.267	7	1:01.881	123.1	1:02.182	98.0	52.154	2:56.217
4	41.339	227.4	41.663	144.3	33.223	1:56.225							

9 PUGLISI ITA Promotorsport													
1	44.575	192.2	42.870	135.5	33.998	2:01.443	5	49.170	130.9	56.569	90.3	1:14.085	2:59.824
2	41.898	226.9	41.775	134.8	33.134	1:56.807	6	22:26.925	128.4	1:02.947	100.4	57.352	24:27.224
3	41.092	226.4	41.475	139.1	32.907	1:55.474	7	59.570	137.0	1:03.101	97.1	51.978	2:54.649
4	40.771	226.9	41.415	144.0	32.544	1:54.730							

10 PAVONI ITA Promotorsport													
1	57.326	152.8	55.881	98.9	52.171	2:45.378 Pit							



Circuit Length - 4.720 kilometres
Circuito da Boavista
Porto

Weather/Track: Sun 21°/Dry 46°

International Formula Master

Race 1 - Sector Analysis Report

Lap S1 Time S1 Spd S2 Time S2 Spd S3 Time S3 Spd Lap Time Pit Lap S1 Time S1 Spd S2 Time S2 Spd S3 Time S3 Spd Lap Time Pit

11 BELLUARDO						ITA		Promotorsport							
1	47.023	167.3	43.728	122.5	34.066	2:04.817		3	41.111	228.9	41.554	137.5	32.928	1:55.593	
2	41.506	228.4	41.927	130.4	33.012	1:56.445									

12 SANCHEZ LOPEZ						MEX		Alan Racing							
1	43.902	222.1	43.010	130.7	33.889	2:00.801		5	49.582	131.8	56.594	90.3	1:12.806	2:58.982	
2	41.653	225.0	41.892	137.9	33.387	1:56.932		6	22:28.264	124.7	1:02.773	99.8	57.684	24:28.721	
3	41.202	226.4	41.458	145.3	32.526	1:55.186		7	59.215	147.6	1:03.024	96.6	52.050	2:54.289	
4	40.869	228.4	41.182	151.8	32.541	1:54.592									

14 TERRANOVA						ITA		Alan Racing							
1	51.706	153.0	45.904	131.3	34.626	2:12.236		4	41.075	229.9	42.212	144.0	34.323	1:57.610	
2	43.004	227.9	42.366	139.7	33.817	1:59.187		5	52.344	142.8	56.111	103.7	1:26.089	3:14.544	
3	41.364	229.9	42.008	145.3	33.333	1:56.705									

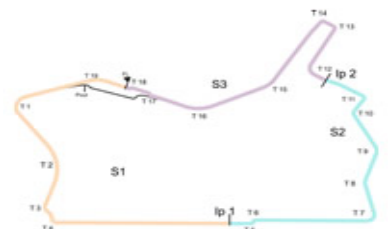
15 GATTO						ITA		Alan Racing							
1	46.446	165.1	43.822	122.5	34.043	2:04.311		5	48.830	126.0	56.323	80.4	1:17.616	3:02.769	
2	41.540	227.9	41.966	125.7	33.092	1:56.598		6	22:23.753	118.9	1:02.653	104.2	56.512	24:22.918	
3	41.037	229.9	41.571	139.7	32.809	1:55.417		7	1:01.069	125.4	1:02.248	85.8	51.924	2:55.241	
4	40.695	227.9	41.729	140.4	32.881	1:55.305									

19 RAGUES						FRA		Euronova Racing							
1	50.691	140.7	44.796	133.3	34.485	2:09.972									
2	51.691	170.0	55.478	103.4	54.053	2:41.222	Pit								

22 CALIENDO						ITA		ADM Motorsport							
1	53.516	150.6	46.097	130.7	35.094	2:14.707		5	55.758	152.6	53.084	93.8	24:07.627		
2	42.929	226.9	42.827	132.8	34.140	1:59.896		6	1:07.907	102.7	58.865	114.8	54.316	3:01.088	
3	42.248	225.4	42.543	137.0	34.118	1:58.909		7	1:04.367	96.3	1:00.883	86.4	51.437	2:56.687	
4	42.085	226.4	42.161	127.6	38.125	2:02.371									

24 LLOBELL						ESP		Cram Competition							
1	53.090	146.6	45.716	126.4	35.026	2:13.832		5	58.109	144.5	52.963	98.0	1:25.608	3:16.680	
2	43.272	228.9	42.512	136.0	33.790	1:59.574		6	22:01.338	106.0	58.839	110.4	54.649	23:54.826	
3	42.001	229.9	42.308	137.4	33.361	1:57.670		7	1:04.261	98.3	1:00.787	89.7	51.485	2:56.533	
4	41.960	229.4	42.340	137.9	37.268	2:01.568									

25 D'AMBROSIO						BEL		Cram Competition							
1	45.672	160.6	43.558	127.8	34.060	2:03.290		5	49.697	121.5	56.190	82.5	1:14.775	3:00.662	
2	41.412	226.9	41.744	137.2	33.076	1:56.232		6	22:26.267	151.5	1:02.638	106.6	57.187	24:26.092	
3	41.025	229.4	41.545	141.9	32.639	1:55.209		7	1:00.409	137.3	1:02.668	93.0	51.845	2:54.922	
4	40.758	229.4	41.544	137.9	32.557	1:54.859									



Circuit Length - 4.720 kilometres
Circuito da Boavista
Porto

Weather/Track: Sun 21°/Dry 46°

International Formula Master

Race 1 - Sector Analysis Report

Lap S1 Time S1 Spd S2 Time S2 Spd S3 Time S3 Spd Lap Time Pit Lap S1 Time S1 Spd S2 Time S2 Spd S3 Time S3 Spd Lap Time Pit

26 AVILA						MAC		Cram Competition						
1	54.169	142.4	45.860	123.7	35.416	2:15.445		4	42.040	230.4	2:08.193	91.3	1:10.719	4:00.952 Pit
2	42.633	229.4	43.066	132.8	34.097	1:59.796								
3	42.121	229.9	43.080	141.1	33.725	1:58.926								

29 CECOTTO JR						VEN		Ombra Racing						
1	46.192	168.1	43.703	132.3	33.848	2:03.743		5	49.773	123.8	56.182	78.6	1:15.453	3:01.408
2	41.692	225.9	41.668	132.0	32.772	1:56.132		6	22:25.824	119.7	1:02.538	105.4	57.032	24:25.394
3	41.641	224.5	41.057	143.4	32.586	1:55.284		7	1:00.983	130.8	1:02.220	84.1	52.158	2:55.361
4	41.016	225.9	41.388	139.8	32.294	1:54.698								

30 MUERMANS						NED		Ombra Racing						
1	56.168	168.3	46.565	129.4	35.576	2:18.309		4	42.090	227.9	1:41.791	98.8	40.598	3:04.479 Pit
2	42.472	205.5	43.015	130.7	33.707	1:59.194		5	27:19.949	213.9	53.246	86.6	51.969	29:05.164
3	42.458	228.9	42.431	138.2	33.656	1:58.545								

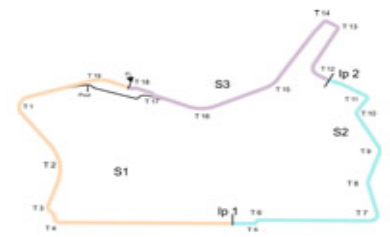
31 PERSIANI						ITA		Scuderia Fama						
1	49.736	144.1	44.968	136.8	34.473	2:09.177		5	55.283	127.0	55.041	105.5	1:21.782	3:12.106
2	41.904	228.4	42.507	130.4	33.416	1:57.827		6	22:14.622	122.5	58.792	89.6	55.778	24:09.192
3	41.528	228.9	41.974	143.6	33.216	1:56.718		7	1:02.765	124.7	1:01.207	104.7	51.680	2:55.652
4	41.497	228.9	41.910	128.4	33.286	1:56.693								

32 TORRE						ITA		Scuderia Fama						
1	54.906	135.5	46.053	124.4	35.150	2:16.109		3	42.093	215.7	43.213	130.2	33.729	1:59.035
2	42.215	221.6	43.312	132.5	33.979	1:59.506								

33 DE BRUIJN						NED		ISR						
1	1:01.856	191.2	46.280	122.5	35.593	2:23.729		5	20:41.423	142.2	57.738	107.4	1:02.775	22:41.936
2	42.553	225.9	43.734	131.5	34.049	2:00.336		6	1:02.986	101.8	59.158	120.0	53.954	2:56.098
3	41.486	226.9	42.145	136.1	33.215	1:56.846		7	1:04.280	108.6	1:00.939	86.8	52.109	2:57.328
4	41.072	228.9	1:46.453	109.5	1:00.097	3:27.622								

36 JANIS						CZE		ISR						
1	47.777	161.6	44.509	136.0	34.050	2:06.336		5	48.765	109.5	55.690	89.3	1:20.378	3:04.833
2	41.697	226.9	41.869	138.6	32.874	1:56.440		6	22:22.003	102.0	1:01.852	110.7	56.065	24:19.920
3	41.646	228.9	41.472	134.3	32.487	1:55.605		7	1:01.619	121.3	1:02.100	94.4	52.431	2:56.150
4	40.346	230.9	41.384	128.8	33.910	1:55.640								

41 SIEDLER						AUT		ADM Motorsport						
1	48.094	153.9	44.717	130.5	33.940	2:06.751		5	48.399	114.7	56.040	82.3	1:18.544	3:02.983
2	41.780	228.9	42.038	135.0	32.476	1:56.294		6	22:23.746	125.4	1:01.918	107.1	56.466	24:22.130
3	41.066	227.9	41.292	141.1	32.169	1:54.527		7	1:01.338	116.7	1:02.027	93.3	51.874	2:55.239
4	40.703	228.4	41.501	131.3	33.289	1:55.493								



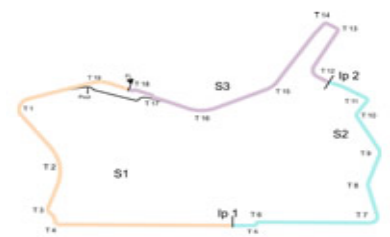
Circuit Length - 4.720 kilometres
Circuito da Boavista
Porto

Weather/Track: Sun 21°/Dry 46°

International Formula Master Race 1 - Sector Analysis Report

Lap S1 Time S1 Spd S2 Time S2 Spd S3 Time S3 Spd Lap Time Pit Lap S1 Time S1 Spd S2 Time S2 Spd S3 Time S3 Spd Lap Time Pit

42 BONANOMI						ITA		Euronova Racing						
1	52.539	148.5	45.802	125.5	34.609		2:12.950	5	58.077	152.1	51.600	105.9	1:23.809	3:13.486
2	43.159	227.4	42.463	127.2	33.924		1:59.546	6	22:05.367	107.5	58.688	96.0	55.449	23:59.504
3	42.020	227.4	41.983	133.9	33.312		1:57.315	7	1:04.039	102.9	1:00.725	89.7	51.363	2:56.127
4	41.570	228.4	41.760	135.1	37.584		2:00.914							



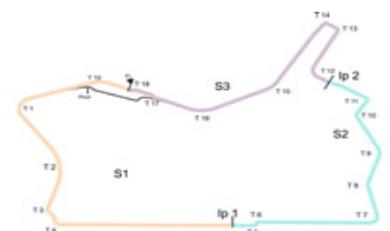
Circuit Length - 4.720 kilometres
Circuito da Boavista
Porto

Weather/Track: Sun 21°/Dry 46°

Printed at 13:20, Saturday, 07 July, 2007
© MST Systems Ltd, 2005 (www.mstworld.com)

International Formula Master Race 1 - Best Sector Speeds Report

SECTOR 1				SECTOR 2			SECTOR 3					
POS	NO	NAME	SPEED	LAP	NO	NAME	SPEED	LAP	NO	SPEED	TRAP	AVAILABLE
1	6	CANTELLI JR	233.0	4	12	SANCHEZ LOP	151.8	4				
2	2	FREY	230.9	4	4	CAMPOS HUL	149.3	3				
3	36	JANIS	230.9	4	14	TERRANOVA	145.3	3				
4	3	ANNALA	230.4	4	8	ANDERSEN	144.3	4				
5	26	AVILA	230.4	4	9	PUGLISI	144.0	4				
6	14	TERRANOVA	229.9	3	31	PERSIANI	143.6	3				
7	15	GATTO	229.9	3	29	CECOTTO JR	143.4	3				
8	24	LLOBELL	229.9	3	25	D'AMBROSIO	141.9	3				
9	25	D'AMBROSIO	229.4	3	26	AVILA	141.1	3				
10	11	BELLUARDO	228.9	3	41	SIEDLER	141.1	3				
11	30	MUERMANS	228.9	3	2	FREY	140.6	3				
12	31	PERSIANI	228.9	3	15	GATTO	140.4	4				
13	33	DE BRUIJN	228.9	4	6	CANTELLI JR	139.1	4				
14	41	SIEDLER	228.9	2	36	JANIS	138.6	2				
15	12	SANCHEZ LOP	228.4	4	30	MUERMANS	138.2	3				
16	42	BONANOMI	228.4	4	24	LLOBELL	137.9	4				
17	4	CAMPOS HUL	227.9	4	11	BELLUARDO	137.5	3				
18	8	ANDERSEN	227.4	4	22	CALIENDO	137.0	3				
19	9	PUGLISI	226.9	2	3	ANNALA	136.3	3				
20	22	CALIENDO	226.9	2	33	DE BRUIJN	136.1	3				
21	29	CECOTTO JR	225.9	2	42	BONANOMI	135.1	4				
22	32	TORRE	221.6	2	19	RAGUES	133.3	1				
23	19	RAGUES	170.0	2	32	TORRE	132.5	2				
24	7	VAN DER DRI	153.0	1	7	VAN DER DRI	125.2	1				
25	10	PAVONI	152.8	1	10	PAVONI	98.9	1				



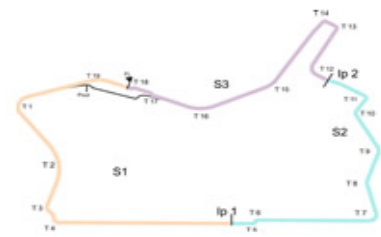
Circuit Length - 4.720 kilometres
Circuito da Boavista
Porto

Weather/Track: Sun 21°/Dry 46°

International Formula Master Race 1 - Best Sector Times Report

POS	SECTOR 1			SECTOR 2			SECTOR 3			IDEAL/BEST LAP COMPARISON					
	NO	TIME	LAP	NO	TIME	LAP	NO	TIME	LAP	NO	NAME	IDEAL	BEST	LAP	DIFF
1	36	40.346	4	29	41.057	3	41	32.169	3	41	SIEDLER	1:54.164	1:54.527	3	+ 0.363
2	15	40.695	4	12	41.182	4	29	32.294	4	36	JANIS	1:54.217	1:55.605	3	+ 1.388
3	41	40.703	4	6	41.258	4	36	32.487	3	29	CECOTTO JR	1:54.367	1:54.698	4	+ 0.331
4	25	40.758	4	41	41.292	3	12	32.526	3	12	SANCHEZ LO	1:54.577	1:54.592	4	+ 0.015
5	9	40.771	4	36	41.384	4	9	32.544	4	9	PUGLISI	1:54.730	1:54.730	4	+ 0.000
6	12	40.869	4	9	41.415	4	25	32.557	4	25	D'AMBROSI	1:54.859	1:54.859	4	+ 0.000
7	6	41.016	4	25	41.544	4	15	32.809	3	15	GATTO	1:55.075	1:55.305	4	+ 0.230
8	29	41.016	4	11	41.554	3	11	32.928	3	11	BELLUARDO	1:55.593	1:55.593	3	+ 0.000
9	33	41.072	4	15	41.571	3	2	33.099	4	6	CANTELLI J	1:55.713	1:56.245	4	+ 0.532
10	14	41.075	4	2	41.589	4	3	33.153	3	2	FREY	1:55.830	1:55.830	4	+ 0.000
11	8	41.110	3	8	41.663	4	33	33.215	3	8	ANDERSEN	1:55.996	1:56.225	4	+ 0.229
12	11	41.111	3	42	41.760	4	31	33.216	3	14	TERRANOVA	1:56.416	1:56.705	3	+ 0.289
13	2	41.142	4	31	41.910	4	8	33.223	4	33	DE BRUIJN	1:56.432	1:56.846	3	+ 0.414
14	3	41.464	4	14	42.008	3	42	33.312	3	31	PERSIANI	1:56.623	1:56.693	4	+ 0.070
15	31	41.497	4	33	42.145	3	14	33.333	3	42	BONANOMI	1:56.642	1:57.315	3	+ 0.673
16	42	41.570	4	22	42.161	4	24	33.361	3	3	ANNALA	1:57.242	1:58.595	3	+ 1.353
17	24	41.960	4	24	42.308	3	6	33.439	3	24	LLOBELL	1:57.629	1:57.670	3	+ 0.041
18	26	42.040	4	4	42.315	3	30	33.656	3	30	MUERMANS	1:58.177	1:58.545	3	+ 0.368
19	22	42.085	4	30	42.431	3	26	33.725	3	22	CALIENDO	1:58.364	1:58.909	3	+ 0.545
20	30	42.090	4	3	42.625	2	32	33.729	3	4	CAMPOS HU	1:58.383	1:58.541	3	+ 0.158
21	32	42.093	3	26	43.066	2	4	33.843	3	26	AVILA	1:58.831	1:58.926	3	+ 0.095
22	4	42.225	4	32	43.213	3	22	34.118	3	32	TORRE	1:59.035	1:59.035	3	+ 0.000
23	19	50.691	1	19	44.796	1	19	34.485	1	19	RAGUES	2:09.972	2:09.972	1	+ 0.000
24	10	57.326	1	7	47.724	1	7	41.943	1	7	VAN DER DR	2:27.413	2:27.413	1	+ 0.000
25	7	57.746	1	10	55.881	1	10	52.171	1	10	PAVONI	2:45.378	2:45.378	1	+ 0.000

'Perfect Lap' - 1:53.572



Circuit Length - 4.720 kilometres
Circuito da Boavista
Porto

Weather/Track: Sun 21°/Dry 46°

International Formula Master

LAP CHART - RACE 1

Lap 1			Lap 2			Lap 3			Lap 4			Lap 5		
No	Behind	Laptime	No	Behind	Laptime	No	Behind	Laptime	No	Behind	Laptime	No	Behind	Laptime
12		2:00.801	12		1:56.932	12		1:55.186	12		1:54.592	12		2:58.982
9	0.642	2:01.443	9	0.517	1:56.807	9	0.805	1:55.474	9	0.943	1:54.730	9	1.785	2:59.824
25	2.489	2:03.290	25	1.789	1:56.232	25	1.812	1:55.209	25	2.079	1:54.859	25	3.759	3:00.662
29	2.942	2:03.743	29	2.142	1:56.132	29	2.240	1:55.284	29	2.346	1:54.698	29	4.772	3:01.408
15	3.510	2:04.311	15	3.176	1:56.598	15	3.407	1:55.417	15	4.120	1:55.305	15	7.907	3:02.769
11	4.016	2:04.817	11	3.529	1:56.445	11	3.936	1:55.593	41	5.554	1:55.493	41	9.555	3:02.983
36	5.535	2:06.336	36	5.043	1:56.440	41	4.653	1:54.527	36	6.510	1:55.640	36	12.361	3:04.833
41	5.950	2:06.751	41	5.312	1:56.294	36	5.462	1:55.605	8	10.296	1:56.225	8	15.473	3:04.159
8	7.024	2:07.825	8	7.582	1:57.490	8	8.663	1:56.267	2	11.615	1:55.830	2	17.511	3:04.878
2	7.769	2:08.570	2	8.624	1:57.787	2	10.377	1:56.939	31	12.904	1:56.693	31	26.028	3:12.106
31	8.376	2:09.177	31	9.271	1:57.827	31	10.803	1:56.718	6	16.411	1:56.245	6	30.380	3:12.951
19	9.171	2:09.972	6	13.242	1:59.255	6	14.758	1:56.702	14	18.227	1:57.610	14	33.789	3:14.544
6	10.919	2:11.720	14	13.690	1:59.187	14	15.209	1:56.705	42	23.214	2:00.914	42	37.718	3:13.486
14	11.435	2:12.236	42	14.763	1:59.546	42	16.892	1:57.315	24	25.133	2:01.568	22	1 LAP	2:02.371
42	12.149	2:12.950	24	15.673	1:59.574	24	18.157	1:57.670	3	1:50.384	3:19.244	24	42.831	3:16.680
24	13.031	2:13.832	22	16.870	1:59.896	22	20.593	1:58.909	4	1:58.608	3:30.327	30	1 LAP	3:04.479P
22	13.906	2:14.707	26	17.508	1:59.796	26	21.248	1:58.926	33	2:01.022	3:27.622	19	2 LAPS	4:34.108P
26	14.644	2:15.445	32	17.882	1:59.506	32	21.731	1:59.035	26	2:27.608	4:00.952P	2221:37.01724:07.627		
32	15.308	2:16.109	4	19.518	1:59.378	4	22.873	1:58.541				321:42.23722:50.835		
4	17.072	2:17.873	30	19.770	1:59.194	30	23.129	1:58.545				3321:43.97622:41.936		
30	17.508	2:18.309	3	22.323	1:58.841	3	25.732	1:58.595				421:45.42622:45.800		
3	20.414	2:21.215	33	26.332	2:00.336	33	27.992	1:56.846						
33	22.928	2:23.729	19	53.461	2:41.222P									
7	26.612	2:27.413P												
10	44.577	2:45.378P												

Weather/Track: Sun 21°/Dry 46°

www.mstworld.com

Page 1 of 2

Circuito da Boavista
Circuit Length = 4.7200 km.
Start: 12:32 End: 13:11

Printed - 13:17 Saturday, 07 July 2007

**International Formula Master
LAP CHART - RACE 1**

(contd.)

Lap 6			Lap 7			Lap 8			Lap 9			Lap 10		
No	Behind	Laptime	No	Behind	Laptime	No	Behind	Laptime	No	Behind	Laptime	No	Behind	Laptime
12		24:28.721	12		2:54.289									
9	0.288	24:27.224	9	0.648	2:54.649									
25	1.130	24:26.092	25	1.763	2:54.922									
29	1.445	24:25.394	29	2.517	2:55.361									
15	2.104	24:22.918	15	3.056	2:55.241									
41	2.964	24:22.130	41	3.914	2:55.239									
36	3.560	24:19.920	36	5.421	2:56.150									
8	4.275	24:17.523	8	6.203	2:56.217									
2	5.183	24:16.393	2	6.886	2:55.992									
31	6.499	24:09.192	31	7.862	2:55.652									
6	7.269	24:05.610	6	9.146	2:56.166									
42	8.501	23:59.504	42	10.339	2:56.127									
24	8.936	23:54.826	24	11.180	2:56.533									
22	9.384	3:01.088	22	11.782	2:56.687									
3	10.767	2:57.251	3	13.082	2:56.604									
33	11.353	2:56.098	33	14.392	2:57.328									
4	12.579	2:55.874	4	15.473	2:57.183									
			30	2 LAPS	29:05.164									

Weather/Track: Sun 21°/Dry 46°

www.mstworld.com

Page 2 of 2

Circuito da Boavista
Circuit Length = 4.7200 km.
Start: 12:32 End: 13:11

Printed - 13:17 Saturday, 07 July 2007

International Formula Master WARM UP

POS	NO	CL	DRIVER	NAT	TEAM	TIME	LAPS	GAP	KPH
1	7		Chris VAN DER DRIFT	NED	J.D. Motorsport	1:52.578	8		150.93
2	12		Pablo SANCHEZ LOPEZ	MEX	Alan Racing	1:53.219	8	0.641	150.08
3	11		Ignazio BELLUARDO	ITA	Promotorsport	1:53.280	8	0.702	150.00
4	9		Marcello PUGLISI	ITA	Promotorsport	1:53.332	6	0.754	149.93
5	36		Erik JANIS	CZE	ISR	1:53.679	8	1.101	149.47
6	41		Norbert SIEDLER	AUT	ADM Motorsport	1:54.075	6	1.497	148.95
7	3		Juho ANNALA	FIN	Jenzer Motorsport	1:54.239	8	1.661	148.74
8	42		Marco BONANOMI	ITA	Euronova Racing	1:54.334	8	1.756	148.61
9	31		Luca PERSIANI	ITA	Scuderia Fama	1:54.426	8	1.848	148.49
10	24		Arturo LLOBELL	ESP	Cram Competition	1:54.475	8	1.897	148.43
11	19		Pierre RAGUES	FRA	Euronova Racing	1:54.699	7	2.121	148.14
12	29		Johnny CECOTTO JR	VEN	Ombra Racing	1:54.780	7	2.202	148.04
13	6		Claudio CANTELLI JR	BRA	J.D. Motorsport	1:54.905	6	2.327	147.87
14	15		Salvatore GATTO	ITA	Alan Racing	1:54.997	6	2.419	147.76
15	30		Dominick MUERMANS	NED	Ombra Racing	1:55.190	7	2.612	147.51
16	33		Nick DE BRUIJN	NED	ISR	1:55.258	7	2.680	147.42
17	2		Rahel FREY	SUI	Jenzer Motorsport	1:55.271	8	2.693	147.40
18	25		Jerome D'AMBROSIO	BEL	Cram Competition	1:55.328	5	2.750	147.33
19	8		Kasper ANDERSEN	DEN	J.D. Motorsport	1:55.362	8	2.784	147.29
20	22		Michele CALIENDO	ITA	ADM Motorsport	1:55.915	8	3.337	146.59
21	14		Giuseppe TERRANOVA	ITA	Alan Racing	1:56.272	8	3.694	146.14
22	26		Rodolfo AVILA	MAC	Cram Competition	1:56.526	7	3.948	145.82
23	4		Oliver CAMPOS HULL	ESP	Iris Project	1:57.320	8	4.742	144.83
24	27		Tor GRAVES	GBR	Team JVA	1:58.768	7	6.190	143.06
25	32		Massimo TORRE	ITA	Scuderia Fama	5:17.941	4	3:25.363	53.44
26	10		Mattia PAVONI	ITA	Promotorsport	15:29.014	2	13:36.436	18.29

Weather/Track: Sun 21°/Dry 24°


Circuito da Boavista
Circuit Length = 4.7200 km.
Start: 11:17 End: 11:32

Race Director:	Steward:	Timekeeper:
----------------	----------	-------------

International Formula Master

GRID FOR RACE 2

ROW 13	27	GRAVES	10	PAVONI
ROW 12	7	VAN DER DRIFT	19	RAGUES
ROW 11	32	TORRE	11	BELLUARDO
ROW 10	26	AVILA	30	MUERMANS
ROW 9	14	TERRANOVA	4	CAMPOS HULL
ROW 8	33	DE BRUIJN	3	ANNALA
ROW 7	22	CALIENDO	24	LLOBELL
ROW 6	42	BONANOMI	6	CANTELLI JR
ROW 5	31	PERSIANI	2	FREY
ROW 4	12	SANCHEZ LOPEZ	9	PUGLISI
ROW 3	25	D'AMBROSIO	29	CECOTTO JR
ROW 2	15	GATTO	41	SIEDLER
ROW 1	36	JANIS	8	ANDERSEN
POLE				



Weather/Track: Sun 21°/Dry 46°

Circuito da Boavista
 Circuit Length = 4.7200 km.
 Start: 12:32 End: 13:11

Race Director:	Steward:	Timekeeper:
----------------	----------	-------------

International Formula Master RACE CLASSIFICATION - RACE 2

POS	NO	CL	DRIVER	NAT	TEAM	TIME	LAPS	GAP	KPH	BEST
1	41		Norbert SIEDLER	AUT	ADM Motorsport	35:04.135	15		120.97	1:55.230
2	15		Salvatore GATTO	ITA	Alan Racing	35:07.658	15	3.523	120.76	1:55.247
3	9		Marcello PUGLISI	ITA	Promotorsport	35:08.428	15	4.293	120.72	1:55.371
4	42		Marco BONANOMI	ITA	Euronova Racing	35:09.796	15	5.661	120.64	1:54.969
5	33		Nick DE BRUIJN	NED	ISR	35:12.355	15	8.220	120.50	1:54.559
6	7		Chris VAN DER DRIFT	NED	J.D. Motorsport	35:13.688	15	9.553	120.42	1:54.125
7	31		Luca PERSIANI	ITA	Scuderia Fama	35:15.548	15	11.413	120.31	1:55.605
8	24		Arturo LLOBELL	ESP	Cram Competition	35:18.456	15	14.321	120.15	1:55.630
9	6		Claudio CANTELLI JR	BRA	J.D. Motorsport	35:21.497	15	17.362	119.98	1:55.807
10	30		Dominick MUERMANS	NED	Ombra Racing	35:45.777	15	41.642	118.62	1:57.535

NOT CLASSIFIED

3			Juho ANNALA	FIN	Jenzer Motorsport	29:31.712	12	D.N.F.	114.89	1:55.830
27			Tor GRAVES	GBR	Team JVA	29:45.775	12	D.N.F.	113.99	1:58.044
32			Massimo TORRE	ITA	Scuderia Fama	31:20.057	12	D.N.F.	108.27	1:58.075
14			Giuseppe TERRANOVA	ITA	Alan Racing	31:22.634	12	D.N.F.	108.12	1:57.809
19			Pierre RAGUES	FRA	Euronova Racing	35:49.469	12	N.C.F.	94.70	1:57.278
4			Oliver CAMPOS HULL	ESP	Iris Project	22:55.632	8	D.N.F.	98.56	2:02.988
11			Ignazio BELLUARDO	ITA	Promotorsport	24:54.645	8	D.N.F.	90.72	2:04.000
22			Michele CALIENDO	ITA	ADM Motorsport	20:00.513	7	D.N.F.	98.79	2:09.372
36			Erik JANIS	CZE	ISR	20:10.459	7	D.N.F.	97.98	1:59.056
2			Rahel FREY	SUI	Jenzer Motorsport	17:40.975	6	D.N.F.	95.77	2:07.098
10			Mattia PAVONI	ITA	Promotorsport	17:47.269	6	D.N.F.	95.20	2:13.254
8			Kasper ANDERSEN	DEN	J.D. Motorsport	2:00.432	1	D.N.F.	138.25	2:00.432
29			Johnny CECOTTO JR	VEN	Ombra Racing	2:00.955	1	D.N.F.	137.65	2:00.955
26			Rodolfo AVILA	MAC	Cram Competition	2:53.070	1	D.N.F.	96.20	
25			Jerome D'AMBROSIO	BEL	Cram Competition		0	D.N.F.	N/A	

FASTEST LAP

7			Chris VAN DER DRIFT		J.D. Motorsport	1:54.125	13	148.88kph	92.51mph
---	--	--	---------------------	--	-----------------	----------	----	-----------	----------

Weather/Track: Sun 20°/Dry 24°

Circuito da Boavista
Circuit Length = 4.7200 km.
Start: 13:31 End: 14:06

Race Director:	Steward:	Timekeeper:
----------------	----------	-------------

International Formula Master

Race 2 - Sector Analysis Report

Lap S1 Time S1 Spd S2 Time S2 Spd S3 Time S3 Spd Lap Time Pit Lap S1 Time S1 Spd S2 Time S2 Spd S3 Time S3 Spd Lap Time Pit

1 TBA				No Team/Car Information					
1	1:38.331	120.9	38.082	2:16.413	5	1:36.662	108.5	39.053	2:15.715
2	1:36.142	110.7	37.847	2:13.989	6	1:37.082	110.0	39.240	2:16.322
3	1:35.440	112.1	37.988	2:13.428	7	1:37.664	108.9	41.878	2:19.542
4	1:36.302	112.2	38.553	2:14.855					

3 ANNALA				FIN Jenzer Motorsport					
1	1:45.715	111.3	39.137	2:24.852					

4 CAMPOS HULL				ESP Iris Project					
1	1:37.084	123.5	37.506	2:14.590	3	1:35.126	114.5	37.717	2:12.843
2	1:35.610	112.7	37.488	2:13.098					

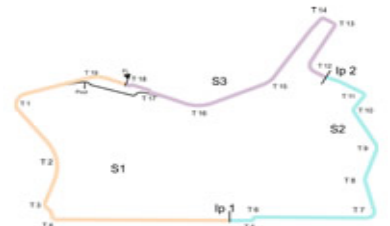
8 ANDERSEN				DEN J.D. Motorsport					
1	1:44.984	114.4	39.302	2:24.286	5	1:39.422	119.4	39.365	2:18.787
2	1:37.993	102.2	39.970	2:17.963	6	1:39.385	120.8	40.108	2:19.493
3	1:37.879	118.5	40.050	2:17.929	7	1:40.730	116.5	40.109	2:20.839
4	1:41.799	119.4	40.120	2:21.919					

11 BELLUARDO				ITA Promotorsport					
1	2:02.186	112.6	41.834	2:44.020	5	1:38.352	115.8	40.131	2:18.483
2	1:38.828	112.3	40.155	2:18.983	6	1:37.812	114.3	39.721	2:17.533
3	1:39.895	109.7	40.760	2:20.655	7	1:39.018	118.3	40.065	2:19.083
4	1:38.902	112.8	40.344	2:19.246					

13 TBA				No Team/Car Information					
1	1:51.212	110.2	40.868	2:32.080	5	1:44.766	104.2	41.937	2:26.703
2	1:44.167	104.7	41.568	2:25.735	6	1:44.421	107.8	42.088	2:26.509
3	1:45.213	87.5	42.330	2:27.543	7	1:44.872	111.7	41.733	2:26.605
4	1:44.097	102.3	40.921	2:25.018					

14 TERRANOVA				ITA Alan Racing					
1	1:49.158	111.0	40.754	2:29.912	5	1:40.332	117.8	39.726	2:20.058
2	1:38.521	120.0	40.734	2:19.255	6	1:40.027	118.2	39.528	2:19.555
3	1:38.422	113.9	40.172	2:18.594	7	1:39.870	117.8	40.294	2:20.164
4	1:38.601	109.4	40.127	2:18.728					

15 GATTO				ITA Alan Racing					
1	1:48.346	107.8	40.238	2:28.584	5	1:39.965	117.1	39.946	2:19.911
2	1:38.297	117.5	40.390	2:18.687	6	1:40.196	113.7	39.775	2:19.971
3	1:38.695	118.3	40.210	2:18.905	7	1:39.763	115.6	40.051	2:19.814
4	1:39.083	111.0	40.085	2:19.168					



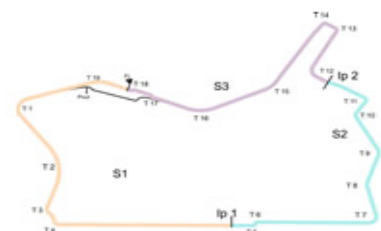
Circuit Length - 4.720 kilometres
Circuito da Boavista
Porto

Weather/Track: Sun 20° / Dry 24°

International Formula Master

Race 2 - Sector Analysis Report

Lap	S1 Time	S1 Spd	S2 Time	S2 Spd	S3 Time	S3 Spd	Lap Time	Pit	Lap	S1 Time	S1 Spd	S2 Time	S2 Spd	S3 Time	S3 Spd	Lap Time	Pit
19 RAGUES FRA Euronova Racing																	
1	1:44.514	110.4			38.999		2:23.513		5	1:40.604	113.9			40.994		2:21.598	
2	1:37.836	112.0			39.519		2:17.355		6	1:41.210	111.8			40.689		2:21.899	
3	1:38.448	114.9			40.354		2:18.802										
4	1:39.562	114.3			40.609		2:20.171										
21 PROVENZANO ITA ADM Motorsport																	
1	1:45.338	113.8			39.111		2:24.449		4	1:46.232	77.9			58.004		2:44.236	Pit
2	1:38.062	103.7			39.891		2:17.953										
3	1:38.461	125.1			40.239		2:18.700										
23 TBA No Team/Car Information																	
1	1:59.124	117.9			48.193		2:47.317		5	1:36.836	120.4			39.198		2:16.034	
2	1:37.479	124.1			38.827		2:16.306		6	1:37.616	120.1			38.466		2:16.082	
3	1:37.321	120.6			39.386		2:16.707		7	1:37.395	119.7			40.063		2:17.458	
4	1:36.983	115.7			39.688		2:16.671										
25 D'AMBROSIO BEL Cram Competition																	
1	1:49.843	115.6			40.612		2:30.455		5	1:39.760	117.5			40.497		2:20.257	
2	1:39.510	114.0			39.624		2:19.134		6	1:41.565	112.2			41.131		2:22.696	
3	1:40.566	108.6			40.602		2:21.168		7	2:03.704	108.1			41.354		2:45.058	
4	1:40.832	115.6			40.764		2:21.596										
28 TBA No Team/Car Information																	
1	1:39.660	112.6			38.217		2:17.877		5	1:38.223	110.3			39.090		2:17.313	
2	1:36.209	113.3			38.287		2:14.496		6	1:37.619	110.2			39.564		2:17.183	
3	1:36.632	113.9			38.961		2:15.593		7	1:38.005	109.4			40.530		2:18.535	
4	1:37.290	116.3			39.361		2:16.651										
30 MUERMANS NED Ombra Racing																	
1	1:42.545	115.8			38.457		2:21.002		5	1:38.533	110.8			40.802		2:19.335	
2	1:36.809	110.4			38.690		2:15.499		6	1:39.228	107.5			39.637		2:18.865	
3	1:38.135	114.4			39.114		2:17.249		7	1:42.094	111.1			39.791		2:21.885	
4	1:38.344	112.6			39.073		2:17.417										
32 TORRE ITA Scuderia Fama																	
1	1:43.937	114.4			38.807		2:22.744		5	1:40.419	117.9			40.652		2:21.071	
2	1:37.912	117.4			38.853		2:16.765		6	1:37.857	114.3			39.899		2:17.756	
3	1:37.711	114.9			39.642		2:17.353		7	1:41.041	106.2			43.953		2:24.994	
4	1:38.148	113.6			41.335		2:19.483										



Circuit Length - 4.720 kilometres
Circuito da Boavista
Porto

Weather/Track: Sun 20° / Dry 24°

International Formula Master

Race 2 - Sector Analysis Report

Lap S1 Time S1 Spd S2 Time S2 Spd S3 Time S3 Spd Lap Time Pit Lap S1 Time S1 Spd S2 Time S2 Spd S3 Time S3 Spd Lap Time Pit

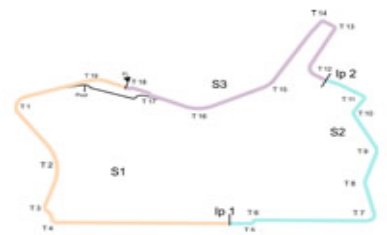
33 DE BRUIJN				NED		ISR					
1	1:43.128	115.4		38.933	2:22.061	5	1:38.419	109.4		39.627	2:18.046
2	1:36.952	109.5		38.737	2:15.689	6	1:38.365	104.9		40.008	2:18.373
3	1:37.098	111.0		39.568	2:16.666	7	1:47.806	108.0		43.422	2:31.228
4	1:38.051	112.7		39.281	2:17.332						

36 JANIS				CZE		ISR					
1	1:38.997	112.5		37.781	2:16.778	4	1:37.304	113.6		38.930	2:16.234
2	1:36.653	114.9		37.875	2:14.528						
3	1:37.085	109.0		38.458	2:15.543						

37 TBA				No Team/Car Information							
1	1:48.769	112.8		40.401	2:29.170	5	1:40.310	116.9		39.798	2:20.108
2	1:38.547	117.3		40.256	2:18.803	6	1:40.029	113.2		39.623	2:19.652
3	1:38.759	116.7		40.146	2:18.905	7	1:39.902	111.7		39.877	2:19.779
4	1:38.942	108.8		40.074	2:19.016						

41 SIEDLER				AUT		ADM Motorsport					
1	1:41.901	116.7		38.658	2:20.559	5	1:38.989	113.8		39.431	2:18.420
2	1:36.536	114.4		38.964	2:15.500	6	1:39.234	112.8		39.721	2:18.955
3	1:37.525	112.7		39.199	2:16.724						
4	1:38.019	118.7		39.372	2:17.391						

42 BONANOMI				ITA		Euronova Racing					
1	1:40.329	113.2		39.221	2:19.550	5	1:38.933	116.6		39.323	2:18.256
2	1:37.134	118.5		39.144	2:16.278	6	1:39.191	120.4		39.559	2:18.750
3	1:37.215	116.3		39.307	2:16.522	7	2:12.749	117.8		39.986	2:52.735
4	1:38.113	118.5		39.484	2:17.597						



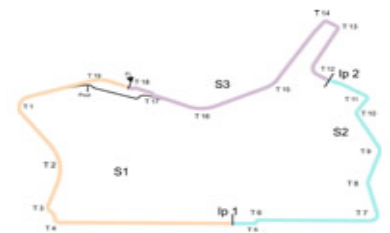
Circuit Length - 4.720 kilometres
Circuito da Boavista
Porto

Weather/Track: Sun 20° / Dry 24°

International Formula Master

Race 2 - Best Sector Speeds Report

SECTOR 1					SECTOR 2					
POS	NO	NAME	SPEED	LAP	NO SPEED TRAP AVAILABLE					
1	21	PROVENZANO	125.1	3						
2	23	TBA	124.1	2						
3	4	CAMPOS HUL	123.5	1						
4	1	TBA	120.9	1						
5	8	ANDERSEN	120.8	6						
6	42	BONANOMI	120.4	6						
7	14	TERRANOVA	120.0	2						
8	41	SIEDLER	118.7	4						
9	11	BELLUARDO	118.3	7						
10	15	GATTO	118.3	3						
11	32	TORRE	117.9	5						
12	25	D'AMBROSIO	117.5	5						
13	37	TBA	117.3	2						
14	28	TBA	116.3	4						
15	30	MUERMANS	115.8	1						
16	33	DE BRUIJN	115.4	1						
17	19	RAGUES	114.9	3						
18	36	JANIS	114.9	2						
19	13	TBA	111.7	7						
20	3	ANNALA	111.3	1						



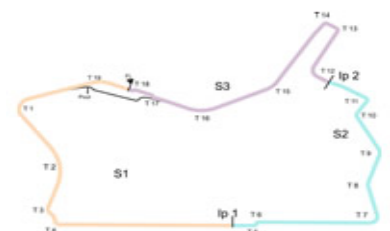
Circuit Length - 4.720 kilometres
 Circuito da Boavista
 Porto

Weather/Track: Sun 20°/Dry 24°

International Formula Master Race 2 - Best Sector Times Report

SECTOR 1				SECTOR 2			IDEAL/BEST LAP COMPARISON					
POS	NO	TIME	LAP	NO	TIME	LAP	NO	NAME	IDEAL	BEST	LAP	DIFF
1	4	1:35.126	3	4	37.488	2	4	CAMPOS HU	2:12.614	2:12.843	3	+ 0.229
2	1	1:35.440	3	36	37.781	1	1	TBA	2:13.287	2:13.428	3	+ 0.141
3	28	1:36.209	2	1	37.847	2	28	TBA	2:14.426	2:14.496	2	+ 0.070
4	41	1:36.536	2	28	38.217	1	36	JANIS	2:14.434	2:14.528	2	+ 0.094
5	36	1:36.653	2	30	38.457	1	41	SIEDLER	2:15.194	2:15.500	2	+ 0.306
6	30	1:36.809	2	23	38.466	6	30	MUERMANS	2:15.266	2:15.499	2	+ 0.233
7	23	1:36.836	5	41	38.658	1	23	TBA	2:15.302	2:16.034	5	+ 0.732
8	33	1:36.952	2	33	38.737	2	33	DE BRUIJN	2:15.689	2:15.689	2	+ 0.000
9	42	1:37.134	2	32	38.807	1	42	BONANOMI	2:16.278	2:16.278	2	+ 0.000
10	32	1:37.711	3	19	38.999	1	32	TORRE	2:16.518	2:16.765	2	+ 0.247
11	11	1:37.812	6	21	39.111	1	19	RAGUES	2:16.835	2:17.355	2	+ 0.520
12	19	1:37.836	2	3	39.137	1	21	PROVENZAN	2:17.173	2:17.953	2	+ 0.780
13	8	1:37.879	3	42	39.144	2	8	ANDERSEN	2:17.181	2:17.929	3	+ 0.748
14	21	1:38.062	2	8	39.302	1	11	BELLUARDO	2:17.533	2:17.533	6	+ 0.000
15	15	1:38.297	2	14	39.528	6	14	TERRANOVA	2:17.950	2:18.594	3	+ 0.644
16	14	1:38.422	3	37	39.623	6	15	GATTO	2:18.072	2:18.687	2	+ 0.615
17	37	1:38.547	2	25	39.624	2	37	TBA	2:18.170	2:18.803	2	+ 0.633
18	25	1:39.510	2	11	39.721	6	25	D'AMBROSI	2:19.134	2:19.134	2	+ 0.000
19	13	1:44.097	4	15	39.775	6	3	ANNALA	2:24.852	2:24.852	1	+ 0.000
20	3	1:45.715	1	13	40.868	1	13	TBA	2:24.965	2:25.018	4	+ 0.053

'Perfect Lap' - 2:12.614



Circuit Length - 4.720 kilometres
Circuito da Boavista
Porto

Weather/Track: Sun 20°/Dry 24°

International Formula Master

LAP CHART - RACE 2

Lap 1			Lap 2			Lap 3			Lap 4			Lap 5		
No	Behind	Laptime	No	Behind	Laptime	No	Behind	Laptime	No	Behind	Laptime	No	Behind	Laptime
36		1:59.056	36		2:14.219	36		3:17.058	36		3:18.376	36		3:40.531
41	0.319	1:59.375	41	1.079	2:14.979	41	0.619	3:16.598	41	1.049	3:18.806	41	1.354	3:40.836
8	1.376	2:00.432	15	1.496	2:13.998	15	1.235	3:16.797	15	2.033	3:19.174	15	2.064	3:40.562
15	1.717	2:00.773	9	2.450	2:11.151	9	1.564	3:16.172	9	2.431	3:19.243	9	2.705	3:40.805
29	1.899	2:00.955	2	3.520	2:09.697	2	2.443	3:15.981	2	3.218	3:19.151	2	3.471	3:40.784
9	5.518	2:04.574	31	4.936	2:10.644	31	3.093	3:15.215	31	3.897	3:19.180	31	4.216	3:40.850
2	8.042	2:07.098	6	6.691	2:11.083	6	4.718	3:15.085	6	5.706	3:19.364	6	5.410	3:40.235
31	8.511	2:07.567	22	7.203	2:11.106	22	6.075	3:15.930	22	6.514	3:18.815	22	6.215	3:40.232
6	9.827	2:08.883	42	7.692	2:11.075	42	6.565	3:15.931	42	7.275	3:19.086	42	7.356	3:40.612
22	10.316	2:09.372	33	8.364	2:11.326	33	7.183	3:15.877	33	7.887	3:19.080	33	7.965	3:40.609
42	10.836	2:09.892	14	9.479	2:11.958	14	7.956	3:15.535	14	8.662	3:19.082	14	8.662	3:40.531
33	11.257	2:10.313	3	10.221	2:11.656	3	8.719	3:15.556	3	9.520	3:19.177	3	9.394	3:40.405
14	11.740	2:10.796	24	10.788	2:12.953	24	9.192	3:15.462	24	10.021	3:19.205	24	10.132	3:40.642
24	12.054	2:11.110	4	11.434	2:11.964	4	10.082	3:15.706	4	11.601	3:19.895	4	10.895	3:39.825
3	12.784	2:11.840	7	12.163	2:12.164	7	10.663	3:15.558	7	12.301	3:20.014	7	11.398	3:39.628
4	13.689	2:12.745	30	13.288	2:12.156	30	11.871	3:15.641	30	13.949	3:20.454	30	13.010	3:39.592
7	14.218	2:13.274	10	17.533	2:13.254	10	13.892	3:13.417	10	15.587	3:20.071	10	14.658	3:39.602
30	15.351	2:14.407	27	18.468	2:13.730	27	14.912	3:13.502	27	16.093	3:19.557	27	14.949	3:39.387
10	18.498	2:17.554	11	26.287	2:04.000	11	15.609	3:06.380	11	17.167	3:19.934	11	15.655	3:39.019
27	18.957	2:18.013	32	29.512	2:03.341	32	16.809	3:04.355	32	17.710	3:19.277	32	16.652	3:39.473
11	36.506	2:35.562				19	2 LAPS	9:14.663	19	2 LAPS	2:18.353	19	2 LAPS	3:13.988
32	40.390	2:39.446												
26	54.014	2:53.070P												

Weather/Track: Sun 20°/Dry 24°

www.mstworld.com

Page 1 of 3

Circuito da Boavista
Circuit Length = 4.7200 km.
Start: 13:31 End: 14:06

Printed - 14:07 Sunday, 08 July 2007

International Formula Master

LAP CHART - RACE 2

(contd.)

Lap 6			Lap 7			Lap 8			Lap 9			Lap 10		
No	Behind	Laptime	No	Behind	Laptime	No	Behind	Laptime	No	Behind	Laptime	No	Behind	Laptime
36		3:09.197	41		1:58.162	41		1:57.197	41		1:56.208	41		1:55.230
41	0.874	3:08.717	15	1.308	1:58.656	15	1.104	1:56.993	15	1.200	1:56.304	15	2.087	1:56.117
15	1.688	3:08.821	9	1.718	1:58.670	9	1.456	1:56.935	9	1.582	1:56.334	9	2.550	1:56.198
9	2.084	3:08.576	31	4.002	2:00.158	31	4.038	1:57.233	31	5.343	1:57.513	31	6.089	1:55.976
2	2.538	3:08.264	6	5.551	2:00.684	42	5.143	1:56.596	42	5.819	1:56.884	42	6.519	1:55.930
31	2.880	3:07.861	42	5.744	2:00.140	6	6.975	1:58.621	6	7.891	1:57.124	6	8.671	1:56.010
6	3.903	3:07.690	33	6.443	2:00.344	33	7.148	1:57.902	33	8.141	1:57.201	33	9.025	1:56.114
22	4.386	3:07.368	14	7.236	2:00.413	14	7.848	1:57.809	24	9.203	1:57.109	24	9.603	1:55.630
42	4.640	3:06.481	24	8.901	2:01.537	24	8.302	1:56.598	7	9.506	1:57.030	7	9.907	1:55.631
33	5.135	3:06.367	7	9.302	2:01.258	7	8.684	1:56.579	3	10.265	1:57.325	3	10.865	1:55.830
14	5.859	3:06.394	3	9.894	2:02.833	3	9.148	1:56.451	30	18.413	1:59.680	30	21.246	1:58.063
3	6.097	3:05.900	4	10.830	2:02.988	30	14.941	1:59.979	27	19.926	1:58.825	27	22.856	1:58.160
24	6.400	3:05.465	30	12.159	2:03.570	27	17.309	1:58.300	32	20.183	1:58.108	32	23.028	1:58.075
4	6.878	3:05.180	27	16.206	2:05.990	32	18.283	1:58.761	19	2 LAPS	1:57.864	19	2 LAPS	1:58.120
7	7.080	3:04.879	32	16.719	2:05.181	19	2 LAPS	1:58.996	14	27.045	2:15.405	14	58.144	2:26.329
30	7.625	3:03.812	19	2 LAPS	2:04.990	4	1:20.962	3:07.329P	11	1 LAP	4:10.516P			
10	8.832	3:03.371	22	23.040	2:17.690P									
27	9.252	3:03.500	36	32.986	2:32.022P									
11	9.653	3:03.195	11	1:06.656	2:56.039									
32	10.574	3:03.119												
19	2 LAPS	3:02.609												

Weather/Track: Sun 20°/Dry 24°

www.mstworld.com

Page 2 of 3

Circuito da Boavista
Circuit Length = 4.7200 km.
Start: 13:31 End: 14:06

Printed - 14:07 Sunday, 08 July 2007

International Formula Master

LAP CHART - RACE 2

(contd.)

Lap 11			Lap 12			Lap 13			Lap 14			Lap 15		
No	Behind	Laptime	No	Behind	Laptime	No	Behind	Laptime	No	Behind	Laptime	No	Behind	Laptime
41		1:55.522	41		1:55.286	41		1:55.952	41		1:55.757	41		1:55.510
15	3.319	1:56.754	15	3.451	1:55.418	15	2.746	1:55.247	15	2.714	1:55.725	15	3.523	1:56.319
9	3.944	1:56.916	9	4.029	1:55.371	9	3.692	1:55.615	9	4.318	1:56.383	9	4.293	1:55.485
42	6.813	1:55.816	42	6.817	1:55.290	42	5.834	1:54.969	42	5.358	1:55.281	42	5.661	1:55.813
31	7.632	1:57.065	31	8.213	1:55.867	32	1 LAP	3:16.804P	33	8.285	1:55.853	33	8.220	1:55.445
6	8.956	1:55.807	33	9.582	1:55.668	31	7.866	1:55.605	31	10.193	1:58.084	7	9.553	1:54.362
33	9.200	1:55.697	7	10.771	1:56.426	33	8.189	1:54.559	7	10.701	1:57.514	31	11.413	1:56.730
7	9.631	1:55.246	24	12.540	1:57.319	7	8.944	1:54.125	24	13.064	1:55.743	24	14.321	1:56.767
24	10.507	1:56.426	6	13.813	2:00.143	14	1 LAP	2:42.057P	6	16.913	1:57.711	6	17.362	1:55.959
3	13.553	1:58.210	3	14.796	1:56.529	24	13.078	1:56.490	30	36.934	2:00.820	30	41.642	2:00.218
30	23.344	1:57.620	30	25.593	1:57.535	6	14.959	1:57.098	19	3 LAPS	3:50.713	19	3 LAPS	1:57.278
27	26.101	1:58.767	27	28.859	1:58.044	30	31.871	2:02.230						
19	2 LAPS	2:02.200	19	2 LAPS	2:09.695P									
32	41.623	2:14.117P												
14	1:18.947	2:16.325												

Weather/Track: Sun 20°/Dry 24°

www.mstworld.com

Page 3 of 3

Circuito da Boavista
Circuit Length = 4.7200 km.
Start: 13:31 End: 14:06

Printed - 14:07 Sunday, 08 July 2007