



Pau, France
1-3 June 2007



Timing and Results by MST Systems Ltd

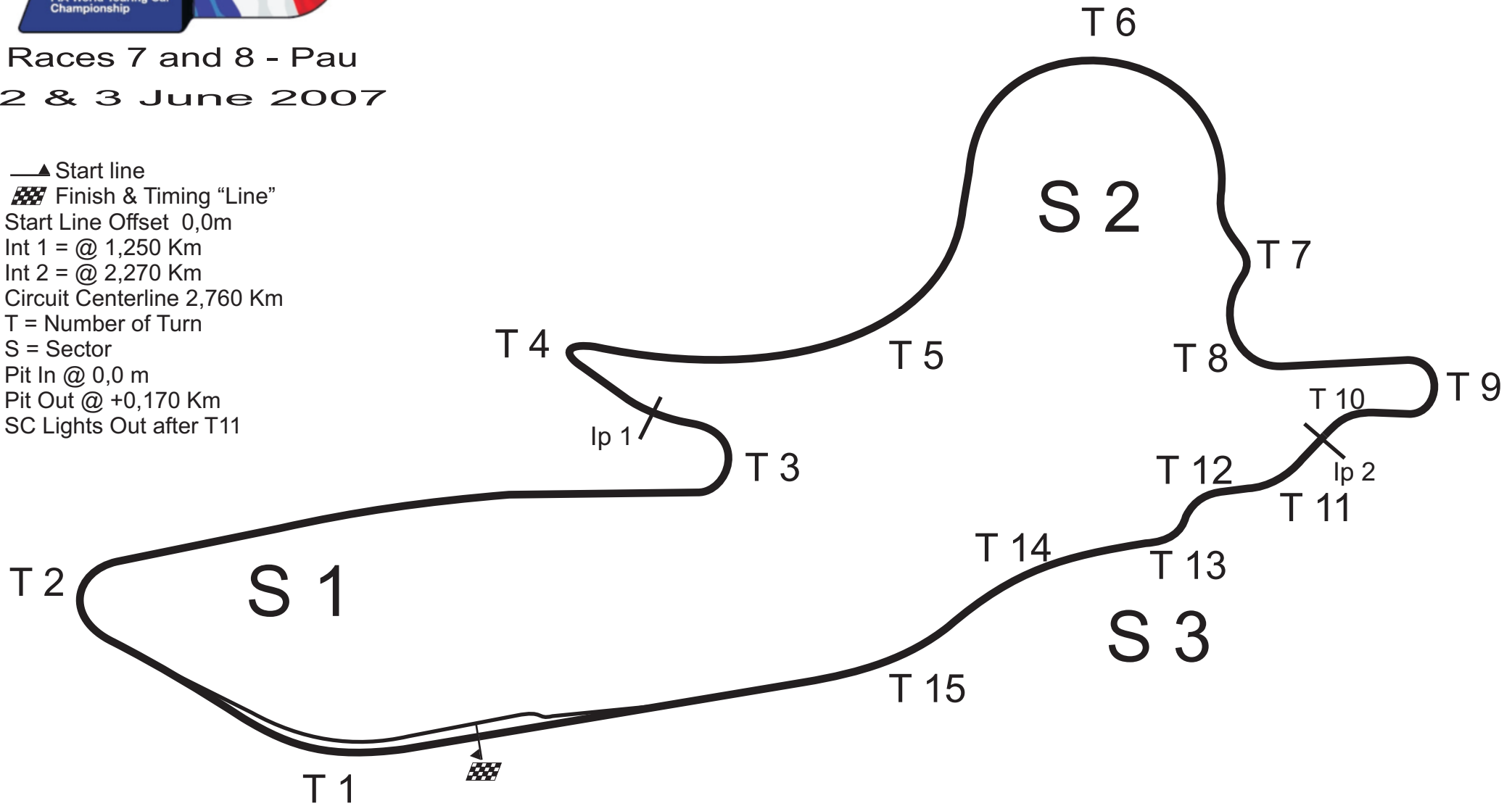
www.fiawtcc.com

www.mstworld.com



Races 7 and 8 - Pau 2 & 3 June 2007

- ▲ Start line
- ▣ Finish & Timing "Line"
- Start Line Offset 0,0m
- Int 1 = @ 1,250 Km
- Int 2 = @ 2,270 Km
- Circuit Centerline 2,760 Km
- T = Number of Turn
- S = Sector
- Pit In @ 0,0 m
- Pit Out @ +0,170 Km
- SC Lights Out after T11



International Formula Master

FREE PRACTICE 1

POS	NO	CL	DRIVER	NAT	TEAM	TIME	LAPS	GAP	KPH
1	11		Ignazio BELLUARDO	ITA	Promotorsport	1:28.711	21		112.00
2	16		Maximilian GOETZ	GER	ISR	1:29.024	21	0.313	111.61
3	7		Chris VAN DER DRIFT	NED	J.D. Motorsport	1:29.288	23	0.577	111.28
4	29		Johnny CECOTTO JR	VEN	Ombra Racing	1:29.531	25	0.820	110.97
5	12		Pablo SANCHEZ LOPEZ	MEX	Alan Racing	1:29.563	25	0.852	110.93
6	3		Juho ANNALA	FIN	Jenzer Motorsport	1:29.820	22	1.109	110.62
7	25		Jerome D'AMBROSIO	BEL	Cram Competition	1:30.073	22	1.362	110.31
8	19		Pierre RAGUES	FRA	Euronova Racing	1:30.241	21	1.530	110.10
9	33		Nick DE BRUIJN	NED	ADM Motorsport	1:30.700	23	1.989	109.54
10	9		Marcello PUGLISI	ITA	Promotorsport	1:30.851	22	2.140	109.36
11	5		Nicolas MAULINI	SUI	Iris Project	1:31.144	19	2.433	109.01
12	34		Dominik SCHRAML	GER	ADM Motorsport	1:31.166	19	2.455	108.98
13	31		Luca PERSIANI	ITA	Scuderia Fama	1:31.182	22	2.471	108.96
14	40		Luigi FERRARA	ITA	Promotorsport	1:31.628	21	2.917	108.43
15	15		Salvatore GATTO	ITA	Alan Racing	1:31.731	24	3.020	108.31
16	30		Dominick MUERMANS	NED	Ombra Racing	1:31.817	22	3.106	108.21
17	6		Claudio CANTELLI JR	BRA	J.D. Motorsport	1:31.880	23	3.169	108.14
18	8		Kasper ANDERSEN	DEN	J.D. Motorsport	1:32.341	18	3.630	107.60
19	22		Michele CALIENDO	ITA	ADM Motorsport	1:32.937	20	4.226	106.91
20	14		Giuseppe TERRANOVA	ITA	Alan Racing	1:33.529	6	4.818	106.23
21	27		Tor GRAVES	GBR	Team JVA	1:34.011	18	5.300	105.69
22	24		Arturo LLOBEL	ESP	Cram Competition	1:34.375	21	5.664	105.28
23	18		Alberto COSTA	ITA	Euronova Racing	1:36.886	9	8.175	102.55
24	21		Frankie PROVENZANO	ITA	ADM Motorsport	1:39.175	13	10.464	100.18
25	2		Rahel FREY	SUI	Jenzer Motorsport	1:40.054	4	11.343	99.30
26	26		Rodolfo AVILA	MAC	Cram Competition	1:45.250	2	16.539	94.40
27	32		Massimo TORRE	ITA	Scuderia Fama	1:46.930	8	18.219	92.92
28	4		Oliver CAMPOS HULL	ESP	Iris Project	17:44.079	2	16:15.368	9.33

Weather/Track: Cloud 13°/Wet 14°

Pau
Circuit Length = 2.7600 km.
Start: 09:05 End: 09:50

Race Director:	Steward:	Timekeeper:
----------------	----------	-------------

International Formula Master

Free Practice 1 - Sector Analysis Report

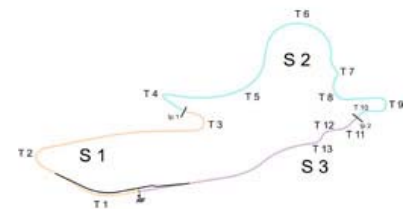
Lap S1 Time S1 Spd S2 Time S2 Spd S3 Time S3 Spd Lap Time Pit Lap S1 Time S1 Spd S2 Time S2 Spd S3 Time S3 Spd Lap Time Pit

2 FREY							SUI Jenzer Motorsport								
1	18:22.304	60.3	57.305	78.3	23.981	150.5	19:43.590	4	34.902	67.9	45.201	92.5	19.951	200.4	1:40.054
2	36.887	64.1	47.760	94.3	19.058	181.0	1:43.705								
3	34.323	63.6	46.837	91.0	19.094	180.3	1:40.254								

3 ANNALA							FIN Jenzer Motorsport								
1	16:22.078	57.4	56.965	80.0	24.302	149.2	17:43.345	13	30.494	81.3	44.031	104.8	16.958	209.7	1:31.483
2	39.686	56.9	51.063	92.3	20.190	171.1	1:50.939	14	31.428	68.4	42.953	105.5	17.350	208.8	1:31.731
3	38.502	64.0	49.890	93.1	19.483	162.1	1:47.875	15	31.358	82.5	42.557	107.9	1:14.269		2:28.184 Pit
4	38.324	71.3	47.359	94.9	19.068	198.2	1:44.751	16	8:29.112	74.7	44.166	101.8	18.304	194.8	9:31.582
5	34.571	73.6	44.375	103.1	17.774	201.3	1:36.720	17	1:12.347	79.8	45.755	97.5	17.299	209.3	2:15.401
6	32.540	77.2	44.046	102.9	17.525	202.2	1:34.111	18	30.764	83.8	42.026	107.8	17.030	210.7	1:29.820
7	32.252	69.9	45.208	103.2	17.613	199.5	1:35.073	19	31.303	74.6	45.983	100.0	17.505		1:34.791
8	31.149	79.6	43.172	109.7	17.226	209.3	1:31.547	20	31.348	81.6	42.445	105.4	17.101	206.4	1:30.894
9	30.679	83.6	45.884	101.1	17.546	206.4	1:34.109	21	32.306	79.1	42.603	103.3	17.918		1:32.827
10	31.843	78.7	43.283	107.0	17.250	204.5	1:32.376	22	31.955	69.6	44.812	103.1	17.411	207.3	1:34.178
11	31.188	74.7	42.946	105.7	17.381	209.3	1:31.515								
12	31.304	61.5	46.682	103.4	17.069	209.7	1:35.055								

4 CAMPOS HULL							ESP Iris Project								
1	16:21.099	61.1	57.281	75.8	25.699	129.3	17:44.079								
2	40.952	49.0	53.891	77.9	39.162		2:14.005 Pit								

5 MAULINI							SUI Iris Project								
1	18:24.020		53.127	82.9	21.571	141.7	19:38.718	11	31.829	80.1	43.051	102.8	17.188	205.0	1:32.068
2	38.551	67.3	51.945	88.0	20.330	155.7	1:50.826	12	31.704	81.3	43.441	91.8	27.814		1:42.959 Pit
3	36.527	71.0	50.068	90.9	19.182	172.4	1:45.777	13	8:36.473	80.0	44.585	99.5	17.533	183.6	9:38.591
4	34.040	71.5	48.534	93.6	18.768	166.3	1:41.342	14	32.139	83.2	43.551	96.2	17.303	194.8	1:32.993
5	33.953	70.6	47.149	94.4	18.701	184.8	1:39.803	15	31.550	83.4	42.660	100.7	16.934	202.7	1:31.144
6	34.131	61.5	46.921	101.4	17.830	193.5	1:38.882	16	31.123	81.0	45.845	102.8	17.168	171.1	1:34.136
7	32.053	78.4	43.550	103.4	17.614	189.0	1:33.217	17	32.870	62.8	43.658	99.1	17.160	195.6	1:33.688
8	31.353	80.6	47.248	103.1	29.400		1:48.001 Pit	18	31.298	75.5	43.142	104.3	17.107	176.1	1:31.547
9	4:17.317	80.0	45.118	98.7	17.454	186.3	5:19.889	19	33.756	80.0	42.439	105.1	16.902	202.7	1:33.097
10	32.036	75.9	44.023	101.5	17.364	190.2	1:33.423								



Circuit Length - 2.76 kilometres
Circuit de la ville de Pau
Pau

Weather/Track: Bright 14° /Damp 17°

International Formula Master

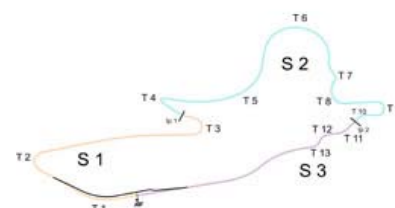
Free Practice 1 - Sector Analysis Report

Lap S1 Time S1 Spd S2 Time S2 Spd S3 Time S3 Spd Lap Time Pit Lap S1 Time S1 Spd S2 Time S2 Spd S3 Time S3 Spd Lap Time Pit

6 CANTELLI JR					BRA J.D. Motorsport									
1	16:11.193		56.612	83.5	22.564	17:30.369	13	32.530	74.4	44.403	97.7	28.805	1:45.738	Pit
2	39.150	59.7	49.709	86.1	20.533	1:49.392	14	6:14.068	71.0	45.801	101.8	18.167	7:18.036	
3	40.866	59.7	50.438	89.5	19.604	1:50.908	15	33.106	76.3	50.371	78.7	1:11.849	2:35.326	Pit
4	37.279	67.2	50.385	93.7	19.570	1:47.234	16	1:06.412	66.1	45.023	105.3	17.654	2:09.089	
5	35.592	71.6	46.681	101.2	18.795	1:41.068	17	33.337	76.7	43.412	103.6	18.062	184.0	1:34.811
6	34.661	72.8	47.475	96.9	18.790	1:40.926	18	32.137	78.0	43.740	107.8	18.208	1:34.085	
7	34.175	72.3	45.799	102.3	18.259	1:38.233	19	31.723	82.9	42.323	110.2	17.834	197.8	1:31.880
8	33.089	71.9	44.829	103.1	18.164	1:36.082	20	31.745	80.9	45.781	101.2	18.369	1:35.895	
9	32.435	76.7	46.677	102.1	18.161	1:37.273	21	32.986	71.9	43.631	104.5	17.946	1:34.563	
10	32.364	77.1	45.083	105.6	17.992	1:35.439	22	33.623	72.8	42.884	103.4	18.461	183.6	1:34.968
11	32.203	74.3	43.576	106.0	17.908	1:33.687	23	35.332	76.4	44.685	101.5	19.079	201.3	1:39.096
12	31.938	70.6	44.138	99.3	18.861	1:34.937								

7 VAN DER DRIFT					NED J.D. Motorsport									
1	16:14.347		53.991	89.0	21.874	17:30.212	13	30.582	88.5	43.438	105.0	25.112	1:39.132	Pit
2	34.729	80.6	47.668	97.1	18.497	1:40.894	14	6:32.255	82.6	44.724	99.4	17.428	7:34.407	
3	37.630	65.9	49.166	99.4	18.291	1:45.087	15	50.319	76.7	47.179	90.7	29.523	2:07.021	Pit
4	38.954	76.5	45.368	98.8	17.646	1:41.968	16	2:56.126	76.6	46.250	98.7	17.596	192.7	3:59.972
5	32.361	81.7	43.973	103.8	17.450	1:33.784	17	31.064	82.7	43.014	99.9	16.932	209.7	1:31.010
6	32.061	83.9	43.090	100.0	17.475	210.2	18	36.631	84.3	43.049	104.6	17.325	203.6	1:37.005
7	31.610	85.4	43.343	99.8	17.389	213.2	19	31.023	87.0	47.366	98.2	17.335	206.8	1:35.724
8	32.447	75.0	45.315	98.2	17.809	192.3	20	30.580	85.9	45.596	99.0	17.053	210.7	1:33.229
9	31.850	80.1	43.842	101.6	17.028	212.7	21	30.409	85.5	45.150	105.8	17.024	211.2	1:32.583
10	30.305	89.6	45.396	99.1	17.575	1:33.276	22	31.329	80.6	42.497	101.8	16.831	1:30.657	
11	31.289	85.1	43.152	103.5	17.033	212.7	23	30.761	83.7	41.790	108.3	16.737	210.2	1:29.288
12	30.327	82.8	42.204	109.4	16.850	211.7								

8 ANDERSEN					DEN J.D. Motorsport										
1	18:50.856	67.8	54.011	84.0	22.475	153.8	20:07.342	11	31.966	79.7	45.510	96.5	31.969	1:49.445	Pit
2	40.088	65.5	51.392	86.6	19.833	177.5	1:51.313	12	5:56.800	69.8	49.828	76.4	37.472	7:24.100	Pit
3	35.220	71.1	49.373	90.0	19.587	175.0	1:44.180	13	7:44.301	75.6	47.472	98.5	17.867	206.8	8:49.640
4	35.927	71.9	47.599	92.1	19.250	175.7	1:42.776	14	32.307	75.7	47.884	102.0	17.734	206.4	1:37.925
5	35.523	72.3	46.063	98.5	18.624	189.8	1:40.210	15	31.132	77.4	45.134	100.6	17.639	209.7	1:33.905
6	32.906	76.3	45.198	100.2	18.203	191.8	1:36.307	16	30.851	87.6	44.753	98.0	17.646	209.7	1:33.250
7	32.295	77.2	44.860	100.1	19.190	182.9	1:36.345	17	32.108	76.9	43.216	103.5	17.465	209.3	1:32.789
8	32.334	77.6	49.462	96.3	18.347	180.7	1:40.143	18	31.499	70.0	43.368	101.1	17.474	207.8	1:32.341
9	32.480	68.3	45.130	98.4	17.903	212.2	1:35.513								
10	31.565	65.6	47.308	80.5	18.222	205.4	1:37.095								



Circuit Length - 2.76 kilometres
Circuit de la ville de Pau
Pau

Weather/Track: Bright 14° /Damp 17°

Printed at 12:21, Friday, 01 June, 2007

© MST Systems Ltd, 2005 (www.mstworld.com)

Page 2

International Formula Master

Free Practice 1 - Sector Analysis Report

Lap S1 Time S1 Spd S2 Time S2 Spd S3 Time S3 Spd Lap Time Pit Lap S1 Time S1 Spd S2 Time S2 Spd S3 Time S3 Spd Lap Time Pit

9 PUGLISI

ITA					Promotorsport										
1				154.6	17:33.666	13	32.162	81.5	44.219	102.9	17.785	205.9	1:34.166		
2					2:03.210 Pit	14	31.634	82.4	43.249	101.4	17.480	206.8	1:32.363		
3	1:48.485	68.8	50.632	88.5	20.433	178.9	2:59.550		43.208	99.2	17.367	207.8	1:31.654		
4	37.311	76.8	47.020	94.2	18.823	164.8	1:43.154		46.098	94.4	28.667		2:12.787 Pit		
5	34.637	77.5	47.033	97.1	18.244	191.8	1:39.914		46.001	96.1	17.845	200.4	5:51.420		
6	33.375	78.8	45.452	97.0	18.060	190.2	1:36.887		46.301	99.0	17.667	201.7	1:35.796		
7	32.509	78.9	44.819	97.4	17.842	203.6	1:35.170		44.966	101.4	17.690	206.8	1:34.134		
8	31.912	76.7	47.977	96.9	29.245		1:49.134 Pit		31.332	77.9	43.979	103.0	17.724	203.1	1:33.035
9	3:36.938	68.2	50.884	97.4	18.522	185.1	4:46.344		32.954	68.5	43.699	105.1	17.514	204.5	1:34.167
10	33.043	79.8	45.566	99.0	17.642	193.9	1:36.251		31.173	79.9	42.409	100.8	17.269	205.0	1:30.851
11	33.285	76.5	45.942	96.3	17.644	207.3	1:36.871								
12	32.192	75.4	44.264	99.3	18.119	202.7	1:34.575								

11 BELLUARDO

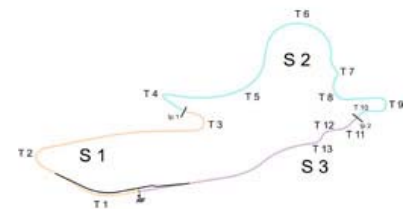
ITA					Promotorsport										
1	16:08.221		57.324	81.1	20.572	173.0	17:26.117	12	1:39.567		53.857	101.3	17.833	205.0	2:51.257
2	35.923	71.4	49.127	91.0	18.861	186.3	1:43.911	13	31.956	87.9	44.693	100.5	17.253	209.3	1:33.902
3	38.175	72.2	50.362	100.1	18.095	199.1	1:46.632	14	31.494	91.3	43.059	106.9	17.253	207.8	1:31.806
4	39.280	71.2	46.889	98.0	17.988	197.3	1:44.157	15	31.444	90.1	44.537	81.3	18.253	210.2	1:34.234
5	34.163	75.9	46.516	98.9	17.866	208.8	1:38.545	16	30.686	88.3	42.175	107.1	17.332	208.8	1:30.193
6	32.545	82.0	45.109	97.9	17.622	207.3	1:35.276	17	31.087	91.3	42.800	101.4	17.128	212.7	1:31.015
7	31.524	85.6	44.669	100.7	17.692	205.0	1:33.885	18	31.886	88.1	43.616	106.2	17.179	210.2	1:32.681
8	32.022	81.7	44.228	102.8	17.294	211.2	1:33.544	19	30.617	90.0	43.531	103.3	17.400	209.3	1:31.548
9	31.197	86.0	44.492	99.5	17.473	212.2	1:33.162	20	30.146	88.9	41.606	107.7	16.959	206.4	1:28.711
10	30.885	76.7	45.720	100.1	30.980		1:47.585 Pit	21	30.043	82.6	47.523	104.2	17.197	209.3	1:34.763
11	3:09.733	83.7	44.744	101.7	17.484	210.7	4:11.961								

12 SANCHEZ LOPEZ

MEX					Alan Racing										
1	19:13.324		57.328	81.0	21.288	150.5	20:31.940	14	32.800	82.5	45.349	104.3	17.327	209.7	1:35.476
2	39.968	64.4	52.306	87.5	19.952	195.2	1:52.226	15	31.373	84.8	43.936	110.0	17.383	196.5	1:32.692
3	36.867	66.2	52.096	96.8	18.796	202.2	1:47.759	16	31.601	81.3	44.724	111.4	17.598	208.3	1:33.923
4	35.268	75.0	46.200	98.2	17.919	206.4	1:39.387	17	41.905	76.9	44.637	110.9	17.553	210.7	1:44.095
5	32.529	75.8	46.128	99.9	18.084	206.4	1:36.741	18	31.605	85.6	43.541	111.7	17.196	211.7	1:32.342
6	31.702	82.5	44.293	108.5	17.248	210.2	1:33.243	19	30.701	82.0	46.195	107.4	17.810	208.8	1:34.706
7	31.222	85.3	44.488	109.3	17.388	211.2	1:33.098	20	31.663	76.4	45.007	108.0	17.641	208.3	1:34.311
8	31.065	76.7	45.264	110.2	17.282	209.3	1:33.611	21	30.445	83.8	45.245	108.7	17.375	211.7	1:33.065
9	30.942	83.8	44.646	107.2	32.095		1:47.683 Pit	22	31.623	84.0	45.176	108.0	17.502	210.2	1:34.301
10	2:48.638	84.7	46.535	99.0	18.143	206.8	3:53.316	23	30.312	86.2	42.941	109.7	17.231	210.7	1:30.484
11	31.343	79.6	44.855	103.0	18.492	207.3	1:34.690	24	31.016	86.5	43.553	110.7	17.171	209.7	1:31.740
12	30.916	82.9	44.232	111.3	17.263	202.7	1:32.411	25	29.990	86.1	42.587	105.6	16.986	209.7	1:29.563
13	45.895	62.5	48.898	94.9	17.803	210.2	1:52.596								

14 TERRANOVA

ITA					Alan Racing										
1	19:27.345	65.0	52.573	89.6	20.997	163.9	20:40.915	5	32.030	82.7	43.944	97.4	17.555	209.3	1:33.529
2	36.403	71.6	49.190	90.8	20.364	191.4	1:45.957	6	32.501	76.0	45.132	96.7	18.348	189.8	1:35.981
3	35.121	68.3	46.334	100.6	18.027	193.5	1:39.482								
4	33.360	77.8	45.136	97.7	17.858	198.2	1:36.354								



Circuit Length - 2.76 kilometres
Circuit de la ville de Pau
Pau

Weather/Track: Bright 14° /Damp 17°

Printed at 12:21, Friday, 01 June, 2007

© MST Systems Ltd, 2005 (www.mstworld.com)

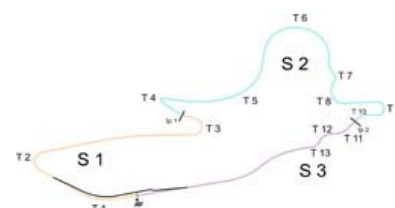
International Formula Master

Free Practice 1 - Sector Analysis Report

Lap	S1 Time	S1 Spd	S2 Time	S2 Spd	S3 Time	S3 Spd	Lap Time	Pit	Lap	S1 Time	S1 Spd	S2 Time	S2 Spd	S3 Time	S3 Spd	Lap Time	Pit
15 GATTO									ITA Alan Racing								
1	19:33.009	69.0	56.690	77.6	25.662	131.0	20:55.361		14	32.273	81.7	43.804	102.1	17.377	200.0	1:33.454	
2	44.818	62.2	56.161	90.1	19.449	161.0	2:00.428		15	32.136	84.0	43.944	97.4	19.256	186.3	1:35.336	
3	34.845	76.7	47.650	96.5	18.366	178.5	1:40.861		16	32.039	81.5	43.961	103.1	17.378	205.9	1:33.378	
4	34.339	72.5	46.007	99.1	17.740	185.5	1:38.086		17	31.703	84.8	43.629	107.7	17.275	203.1	1:32.607	
5	33.066	84.2	44.492	100.8	17.777	197.3	1:35.335		18	31.671	83.3	44.138	111.2	17.087	205.9	1:32.896	
6	32.330	84.0	47.438	105.9	17.477	188.2	1:37.245		19	37.656	73.3	46.663	104.4	17.417	184.0	1:41.736	
7	31.835	86.8	47.237	97.8	18.556	150.7	1:37.628		20	31.850	79.2	45.866	101.0	18.556	195.6	1:36.272	
8	34.333	75.0	52.641	79.5	19.538	193.9	1:46.512		21	31.440	83.1	52.562	93.3	18.120	195.2	1:42.122	
9	32.314	84.2	43.903	100.6	17.479	201.3	1:33.696		22	43.537		55.027	87.4	17.815	201.7	1:56.379	
10	31.494	78.2	43.652	104.7	17.608	164.5	1:32.754		23	31.844	80.6	42.743	105.7	17.144	203.6	1:31.731	
11	34.254	80.8	43.975	103.7	17.603	200.4	1:35.832		24	30.945	80.4	42.634	102.5	18.443	173.0	1:32.022	
12	36.689	64.5	48.613	86.2	36.761		2:02.063	Pit									
13	2:20.685	78.3	47.297	101.9	17.850	187.8	3:25.832										

Lap	S1 Time	S1 Spd	S2 Time	S2 Spd	S3 Time	S3 Spd	Lap Time	Pit	Lap	S1 Time	S1 Spd	S2 Time	S2 Spd	S3 Time	S3 Spd	Lap Time	Pit
16 GOETZ									GER ISR								
1	19:19.485	65.5	52.788	86.3	22.081	175.4	20:34.354		12	31.192	81.4	41.712	107.8	16.963	211.2	1:29.867	
2	41.380	61.3	50.097	87.6	20.360	191.4	1:51.837		13	30.399	86.4	41.486	105.7	17.139	209.3	1:29.024	
3	34.858	86.3	45.993	98.3	17.994	203.6	1:38.845		14	32.608	71.6	42.863	104.6	17.144	205.0	1:32.615	
4	32.235	79.3	45.240	96.5	17.764	209.3	1:35.239		15	31.312	84.4	42.100	101.4	17.098	213.7	1:30.510	
5	33.470	81.5	44.118	101.8	17.517	205.0	1:35.105		16	31.409	84.0	45.673	95.0	17.492	207.8	1:34.574	
6	32.568	76.3	45.297	103.1	18.779	195.6	1:36.644		17	31.814	87.2	43.264	104.9	30.080		1:45.158	Pit
7	33.209	78.4	46.584	98.3	17.487	212.2	1:37.280		18	8:53.162	82.3	47.669	97.8	17.510	209.7	9:58.341	
8	31.067	88.1	43.505	104.7	17.077	214.2	1:31.649		19	30.820	84.3	47.335	102.0	17.642	210.7	1:35.797	
9	31.562	81.3	44.293	98.4	17.578	194.8	1:33.433		20	30.841	84.8	42.142	108.5	17.289	210.7	1:30.272	
10	32.207		51.453		17.785	212.7	1:41.445		21	30.823	74.3	43.202	96.3	18.549	207.3	1:32.574	
11	31.139	84.2	42.856	102.6	19.285	196.0	1:33.280										

Lap	S1 Time	S1 Spd	S2 Time	S2 Spd	S3 Time	S3 Spd	Lap Time	Pit	Lap	S1 Time	S1 Spd	S2 Time	S2 Spd	S3 Time	S3 Spd	Lap Time	Pit
18 COSTA									ITA Euronova Racing								
1	45:20.952	58.0	1:01.727		27.741	108.3	46:50.420		6	33.782	73.1	51.158	88.7	18.898	187.1	1:43.838	
2	39.790	73.6	55.041	82.4	24.989	140.1	1:59.820		7	33.839	78.6	46.572	97.0	18.203	190.6	1:38.614	
3	36.512	61.7	52.800	87.8	21.647	147.5	1:50.959		8	34.960	70.0	45.313	94.2	18.337	184.0	1:38.610	
4	34.260	79.0	51.350	93.3	20.466	161.2	1:46.076		9	34.621	74.6	44.204	97.5	18.061	182.5	1:36.886	
5	33.930	79.5	46.536	92.3	20.332	175.4	1:40.798										



Circuit Length - 2.76 kilometres
Circuit de la ville de Pau
Pau

Weather/Track: Bright 14° /Damp 17°

Printed at 12:21, Friday, 01 June, 2007

© MST Systems Ltd, 2005 (www.mstworld.com)

Page 4

International Formula Master

Free Practice 1 - Sector Analysis Report

Lap S1 Time S1 Spd S2 Time S2 Spd S3 Time S3 Spd Lap Time Pit Lap S1 Time S1 Spd S2 Time S2 Spd S3 Time S3 Spd Lap Time Pit

19 RAGUES

FRA

Euronova Racing

1	18:35.056	68.7	51.148	89.3	22.599	162.4	19:48.803	12	32.246	85.7	43.796	103.9	17.810	207.8	1:33.852
2	37.642	78.2	47.548	94.4	19.121	188.6	1:44.311	13	31.627	85.1	43.571	105.0	17.524	209.7	1:32.722
3	34.996	81.1	47.012	97.0	18.386	192.3	1:40.394	14	32.010	72.8	43.971	108.9	18.605	204.0	1:34.586
4	33.853	70.4	47.087	100.1	18.914	182.5	1:39.854	15	31.071	77.5	44.130	106.8	17.437	207.3	1:32.638
5	35.023	80.8	45.847	104.7	18.460	188.2	1:39.330	16	31.144	91.3	43.226	107.4	17.659	209.7	1:32.029
6	32.905	82.2	45.029	103.0	18.177	204.5	1:36.111	17	30.775	88.0	45.448	74.5	22.371	201.3	1:38.594
7	32.869	82.1	44.402	104.8	17.972	205.4	1:35.243	18	31.526	86.3	43.403	105.3	17.398	209.7	1:32.327
8	31.477	85.8	46.588	100.5	17.924	200.4	1:35.989	19	30.788	86.6	42.251	103.5	17.202	207.3	1:30.241
9	32.369	84.8	44.474	101.5	17.820	201.3	1:34.663	20	32.400	77.5	44.972	95.8	17.527	208.3	1:34.899
10	32.300	87.4	43.549	104.7	1:23.340		2:39.189 Pit	21	31.217	81.7	42.808	107.0	17.206	212.2	1:31.231
11	9:11.571	77.7	45.983	101.7	18.196	196.9	10:15.750								

21 PROVENZANO

ITA

ADM Motorsport

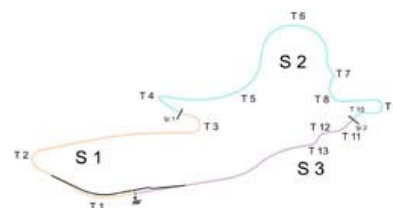
1	19:11.095	56.0	57.356	76.4	22.333	120.8	20:30.784	8	37.852	73.9	47.031	87.6	20.890	164.8	1:45.773
2	43.411	63.8	51.053	87.6	33.289		2:07.753 Pit	9	35.678	69.0	46.305	96.6	20.290	169.8	1:42.273
3	1:41.498	63.4	49.224	90.0	31.960		3:02.682 Pit	10	36.070	74.6	49.747	95.2	19.987	171.7	1:45.804
4	6:14.686	62.0	49.248	87.3	21.451	144.0	7:25.385	11	33.891	72.9	46.396	96.6	19.936	172.0	1:40.223
5	37.165	74.9	48.518	89.9	32.223		1:57.906 Pit	12	34.028	72.8	44.216	98.0	20.931	171.4	1:39.175
6	5:46.556	65.8	50.482	73.3	33.545		7:10.583 Pit	13	36.774	76.2	45.690	94.5	20.858	149.0	1:43.322
7	7:04.615	62.5	51.289	86.9	22.026	150.0	8:17.930								

22 CALIENDO

ITA

ADM Motorsport

1	17:21.479	63.6	59.017	76.0	34.780		18:55.276 Pit	12	32.277	76.2	44.622	99.9	18.154	196.5	1:35.053
2	2:57.362		51.981	87.2	20.729	153.5	4:10.072	13	33.738	75.3	46.402	99.7	17.863	193.1	1:38.003
3	40.812		52.825	87.6	19.092	161.8	1:52.729	14	34.499	67.4	46.047	91.4	19.317	190.6	1:39.863
4	36.821	70.1	47.713	91.9	19.074	166.0	1:43.608	15	34.273		47.971	97.0	17.845	194.8	1:40.089
5	35.653	69.9	48.878	92.7	18.357	181.4	1:42.888	16	34.544	80.8	46.097	99.5	28.891		1:49.532 Pit
6	34.232	75.6	46.303	97.3	18.057	191.8	1:38.592	17	2:36.621	75.7	48.603	97.7	19.182	137.6	3:44.406
7	33.068	79.3	47.006	89.0	18.721	181.4	1:38.795	18	37.013	68.8	51.532	84.6	18.165	196.9	1:46.710
8	6:04.618	66.8	49.051	90.8	18.800	181.8	7:12.469	19	32.638	78.4	44.297	98.2	17.551	200.0	1:34.486
9	34.197	76.6	46.503	82.1	24.787	155.1	1:45.487	20	31.863	79.2	43.124	101.6	17.950	193.1	1:32.937
10	34.471	75.0	45.162	98.8	18.027	196.5	1:37.660								
11	32.934	77.0	44.811	98.9	17.924	205.9	1:35.669								



Weather/Track: Bright 14° /Damp 17°

Circuit Length - 2.76 kilometres
Circuit de la ville de Pau
Pau

Printed at 12:21, Friday, 01 June, 2007

© MST Systems Ltd, 2005 (www.mstworld.com)

Page 5

International Formula Master

Free Practice 1 - Sector Analysis Report

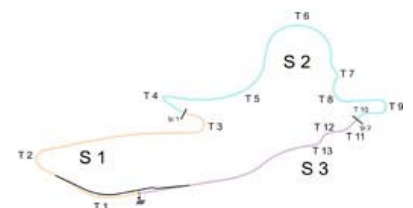
Lap S1 Time S1 Spd S2 Time S2 Spd S3 Time S3 Spd Lap Time Pit Lap S1 Time S1 Spd S2 Time S2 Spd S3 Time S3 Spd Lap Time Pit

24 LLOBEL						ESP Cram Competition									
1	16:13.406	54.4	1:00.048	75.2	21.906	144.6	17:35.360	12	32.234	79.4	45.073	103.4	17.675	207.3	1:34.982
2	41.455	62.5	53.228	85.7	19.826	166.6	1:54.509	13	31.511	82.4	46.495	99.9	17.769	209.3	1:35.775
3	39.047	65.1	50.887	94.5	19.242	184.4	1:49.176	14	32.773	74.4	44.991	100.6	17.831	190.6	1:35.595
4	39.192	68.3	49.203	91.8	19.205	177.1	1:47.600	15	34.417	77.5	46.751	100.0	1:07.696		2:28.864 Pit
5	37.804	66.1	49.309	93.5	18.626	197.8	1:45.739	16	3:56.252	81.0	46.837	100.4	17.801	203.1	5:00.890
6	36.866	68.1	47.894	97.5	18.099	204.5	1:42.859	17	34.805	72.6	46.111	92.1	37.365		1:58.281 Pit
7	34.700	64.2	50.172	99.0	18.165	205.4	1:43.037	18	5:14.154	75.2	51.977	95.1	17.885	192.3	6:24.016
8	33.388	76.1	46.566	97.6	18.002	206.8	1:37.956	19	33.095	76.7	46.861	102.1	17.817	205.0	1:37.773
9	32.560	78.3	49.227	98.6	17.820	204.0	1:39.607	20	31.896	78.1	45.121	102.3	17.358	201.3	1:34.375
10	32.750	80.8	46.206	94.8	17.635	199.5	1:36.591	21	32.868	88.0	44.604	99.0	17.633	200.8	1:35.105
11	32.529	80.0	46.444	99.8	17.596	203.1	1:36.569								

25 D'AMBROSIO						BEL Cram Competition									
1	19:05.892	61.8	53.496	88.7	20.649	163.6	20:20.037	13	31.102	77.7	42.461	101.0	17.087	197.3	1:30.650
2	39.188	72.7	48.778	91.6	19.302	191.0	1:47.268	14	32.581	80.0	44.066	103.1	31.132		1:47.779 Pit
3	33.727	67.8	47.575	94.4	18.293	199.1	1:39.595	15	6:05.376	76.6	45.546	102.2	17.437	200.4	7:08.359
4	34.576	56.2	48.682	92.7	20.008	191.0	1:43.266	16	58.804	80.0	44.162	104.2	17.396	195.6	2:00.362
5	33.960	73.7	45.957	96.4	17.799	198.6	1:37.716	17	31.945	77.5	43.125	102.1	17.016	211.2	1:32.086
6	32.200	72.0	45.891	99.8	17.564	209.3	1:35.655	18	31.442	76.5	42.916	104.0	17.094	195.6	1:31.452
7	31.773	72.0	44.412	96.1	18.316	208.3	1:34.501	19	31.462	80.6	49.676	105.5	16.933	210.7	1:38.071
8	30.784	75.5	50.325	95.7	17.327	207.8	1:38.436	20	30.632	80.1	42.383	106.6	17.058	211.7	1:30.073
9	33.769	73.8	43.844	104.4	17.164	211.7	1:34.777	21	30.834	82.1	47.053	103.6	17.175	205.0	1:35.062
10	31.149	70.7	44.311	102.2	17.214	210.7	1:32.674	22	32.683	78.4	44.461	101.6	29.646		1:46.790 Pit
11	31.260	79.3	44.120	100.4	17.502	205.9	1:32.882								
12	31.458	75.2	43.191	106.5	17.155	208.8	1:31.804								

26 AVILA						MAC Cram Competition									
1	16:07.225	63.5	51.698	91.3	20.101	174.7	17:19.024								
2	34.458	78.3	49.882	91.7	20.910	170.4	1:45.250								

27 GRAVES						GBR Team JVA									
1	19:16.081		1:06.840		26.287	138.6	20:49.208	11	32.846	82.2	44.707	95.7	18.350	208.3	1:35.903
2	46.491		1:05.924	75.6	21.712	181.0	2:14.127	12	31.683	84.4	48.170	94.3	18.121	209.7	1:37.974
3	40.315		1:01.037	84.4	21.022	198.2	2:02.374	13	32.141	80.9	45.404	96.5	18.228	209.7	1:35.773
4	37.605	76.7	49.720	86.9	36.183		2:03.508 Pit	14	31.441	84.0	44.877	93.9	17.962	212.2	1:34.280
5	7:23.829		59.493	82.3	24.154	161.5	8:47.476	15	32.410	75.4	49.041	93.4	18.462	208.8	1:39.913
6	37.962	78.6	48.760	91.7	19.156	199.5	1:45.878	16	32.884	84.0	45.946	95.6	18.634	171.1	1:37.464
7	33.852	72.2	48.346	93.8	20.887	204.5	1:43.085	17	33.660	78.9	51.229	95.6	18.072	208.3	1:42.961
8	34.783	80.3	47.047	92.5	18.638	208.3	1:40.468	18	31.575	80.1	44.680	98.9	17.756	211.2	1:34.011
9	32.669	89.8	45.181	96.9	18.415	206.8	1:36.265								
10	31.935	85.1	47.622	96.4	18.159	209.3	1:37.716								



Circuit Length - 2.76 kilometres
Circuit de la ville de Pau
Pau

Weather/Track: Bright 14° /Damp 17°

Printed at 12:21, Friday, 01 June, 2007

© MST Systems Ltd, 2005 (www.mstworld.com)

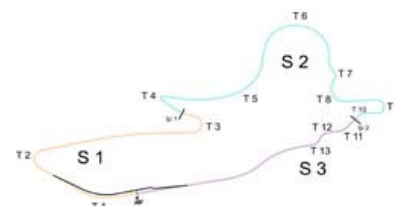
International Formula Master

Free Practice 1 - Sector Analysis Report

Lap	S1 Time	S1 Spd	S2 Time	S2 Spd	S3 Time	S3 Spd	Lap Time	Pit	Lap	S1 Time	S1 Spd	S2 Time	S2 Spd	S3 Time	S3 Spd	Lap Time	Pit
29 CECOTTO JR VEN Ombra Racing																	
1	18:41.234		56.917	74.6	21.647	153.8	19:59.798		14	48.360	60.7	46.143	97.3	31.144		2:05.647	Pit
2	38.832		49.293	88.3	20.199	173.4	1:48.324		15	2:38.090	76.1	43.550	99.4	17.657	198.2	3:39.297	
3	36.534	64.4	48.610	94.2	19.685	152.2	1:44.829		16	31.923	76.3	42.791	97.7	18.364	199.1	1:33.078	
4	35.553	65.8	46.119	100.6	18.391	187.5	1:40.063		17	31.798	76.5	42.640	101.4	17.723	204.0	1:32.161	
5	36.978	64.3	45.797	99.9	20.749	174.0	1:43.524		18	31.529	75.0	43.412	101.6	17.686	204.0	1:32.627	
6	34.385	68.5	44.453	101.5	18.031	200.0	1:36.869		19	31.238	80.7	42.025	102.6	17.619	205.4	1:30.882	
7	32.993	70.7	43.790	105.0	18.142	201.3	1:34.925		20	31.679	75.8	43.332	99.6	17.480	203.1	1:32.491	
8	31.973	74.0	44.772	101.5	18.470	186.7	1:35.215		21	39.275		1:11.852	79.0	18.036	203.1	2:09.163	
9	33.252	66.7	44.182	100.8	18.276	206.4	1:35.710		22	31.118	79.4	43.791	102.0	17.563	203.1	1:32.472	
10	32.797	72.7	43.033	100.5	17.998	206.4	1:33.828		23	30.630	84.1	43.272	106.7	17.332	208.8	1:31.234	
11	31.448	79.9	42.829	103.2	17.839	202.7	1:32.116		24	31.689	78.0	42.331	102.5	17.580	208.3	1:31.600	
12	31.329	80.0	44.761	101.1	17.908	206.4	1:33.998		25	30.198	82.3	41.806	103.9	17.527	208.3	1:29.531	
13	31.700	74.3	42.646	103.2	17.805	208.8	1:32.151										

Lap	S1 Time	S1 Spd	S2 Time	S2 Spd	S3 Time	S3 Spd	Lap Time	Pit	Lap	S1 Time	S1 Spd	S2 Time	S2 Spd	S3 Time	S3 Spd	Lap Time	Pit
30 MUERMANS NED Ombra Racing																	
1	18:43.059		57.151		22.756	169.8	20:02.966		13	31.569	79.3	43.454	102.2	17.562	202.2	1:32.585	
2	38.585		52.834	82.1	21.256	171.4	1:52.675		14	31.987	79.5	44.205	99.4	17.701	195.2	1:33.893	
3	35.238	71.7	51.518	83.9	20.371	157.6	1:47.127		15	32.471	82.9	43.592	106.0	17.442	194.3	1:33.505	
4	37.861		50.454	88.8	19.773	170.1	1:48.088		16	32.235	81.7	43.237	108.0	17.415	197.3	1:32.887	
5	35.624	72.1	49.082	92.2	18.839	185.9	1:43.545		17	32.551	82.9	42.354	104.1	17.243	203.6	1:32.148	
6	32.650	80.4	45.257	91.2	20.217	161.2	1:38.124		18	34.173	85.7	42.390	103.1	17.159	195.2	1:33.722	
7	34.277	75.3	47.081	92.3	18.536	193.1	1:39.894		19	30.867	89.2	1:45.063	100.0	18.706	201.7	2:34.636	
8	32.673	73.3	48.247	99.0	18.525	200.8	1:39.445		20	31.621	83.6	43.155	104.8	17.044	204.5	1:31.820	
9	31.610	78.9	45.437	98.6	18.222	178.5	1:35.269		21	30.945	85.0	43.508	100.1	17.364	195.2	1:31.817	
10	32.975		47.218	101.8	18.320	188.6	1:38.513		22	30.868	81.6	47.333	93.1	30.992		1:49.193	Pit
11	31.814	79.3	44.993	103.4	17.660	188.2	1:34.467										
12	32.091	61.5	44.609	105.3	17.637	197.8	1:34.337										

Lap	S1 Time	S1 Spd	S2 Time	S2 Spd	S3 Time	S3 Spd	Lap Time	Pit	Lap	S1 Time	S1 Spd	S2 Time	S2 Spd	S3 Time	S3 Spd	Lap Time	Pit
31 PERSIANI ITA Scuderia Fama																	
1	17:41.116	63.9	59.763	76.4	22.865	148.7	19:03.744		13	33.173	76.1	44.154	98.6	17.244	209.7	1:34.571	
2	40.292	60.6	55.952	88.2	20.260	167.9	1:56.504		14	31.772	83.1	46.995	79.0	31.314		1:50.081	Pit
3	40.811	62.5	52.836	86.4	19.313	186.3	1:52.960		15	7:38.717	72.8	47.940	93.8	18.337	184.4	8:44.994	
4	35.226	71.1	48.681	92.3	18.888	192.7	1:42.795		16	31.820	86.3	44.813	95.8	17.727	196.9	1:34.360	
5	33.732	78.0	48.193	89.9	18.293	189.0	1:40.218		17	31.314	84.3	46.088	96.3	17.861	205.9	1:35.263	
6	33.135	79.2	47.013	95.1	18.035	196.9	1:38.183		18	31.285	87.1	43.845	100.0	17.378	206.8	1:32.508	
7	32.847	77.4	45.803	90.7	18.017	204.0	1:36.667		19	30.488	92.4	45.446	94.0	18.086	211.7	1:34.020	
8	32.017	81.1	47.937	93.1	17.867	204.5	1:37.821		20	31.392	78.3	44.834	101.0	17.188	211.2	1:33.414	
9	31.621	84.7	45.297	92.9	17.558	211.2	1:34.476		21	31.045	92.9	43.076	100.4	17.061	207.8	1:31.182	
10	31.748	85.5	44.863	99.9	17.900	203.6	1:34.511		22	31.629	84.5	43.093	100.4	17.231	199.1	1:31.953	
11	31.515	78.3	44.343	96.8	18.299	207.8	1:34.157										
12	31.120	84.9	43.790	97.6	17.229	205.9	1:32.139										



Circuit Length - 2.76 kilometres
Circuit de la ville de Pau
Pau

Weather/Track: Bright 14° /Damp 17°

Printed at 12:21, Friday, 01 June, 2007

© MST Systems Ltd, 2005 (www.mstworld.com)

Page 7

International Formula Master

Free Practice 1 - Sector Analysis Report

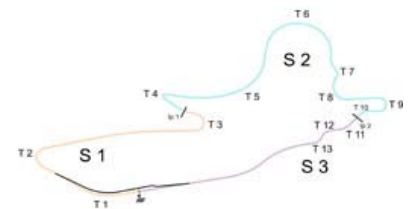
Lap S1 Time S1 Spd S2 Time S2 Spd S3 Time S3 Spd Lap Time Pit Lap S1 Time S1 Spd S2 Time S2 Spd S3 Time S3 Spd Lap Time Pit

32 TORRE						ITA Scuderia Fama									
1	17:43.299	60.1	59.107	77.8	24.596	152.5	19:07.002	6	36.161	57.2	50.343	91.4	20.426	170.4	1:46.930
2	39.621	63.0	54.679	87.7	21.406	163.6	1:55.706	7	35.435	68.7	50.338	81.3	1:18.969		2:44.742 Pit
3	39.752	62.3	54.943	87.1	21.051	155.9	1:55.746	8	7:07.339	55.3	1:03.114	74.2	35.820		8:46.273 Pit
4	36.789	67.2	51.713	82.4	34.979		2:03.481 Pit								
5	7:32.116	73.2	48.558	93.1	20.119	172.0	8:40.793								

33 DE BRUIJN						NED ADM Motorsport									
1	16:31.746	70.1	53.192	86.2	22.815	121.9	17:47.753	13	31.604	86.2	44.218	108.0	18.095	190.2	1:33.917
2	40.745		52.582		33.778	158.4	2:07.105	14	31.383	91.7	43.339	109.1	17.825	200.4	1:32.547
3	38.657	76.5	47.182	95.8	18.867	164.2	1:44.706	15	33.609	91.9	44.008	103.5	30.360		1:47.977 Pit
4	35.014	75.8	47.036	99.1	18.880	171.1	1:40.930	16	4:12.242	81.9	44.591	101.1	18.351	169.4	5:15.184
5	34.182	81.1	45.963	100.5	29.770		1:49.915 Pit	17	31.193	90.3	42.772	105.4	18.158	202.7	1:32.123
6	4:41.179	80.3	47.233	99.4	18.463	188.2	5:46.875	18	31.455	85.8	42.785	110.7	17.823	199.5	1:32.063
7	33.464	70.3	43.919	101.6	17.932	199.1	1:35.315	19	30.776	89.3	44.718	96.4	20.100	193.9	1:35.594
8	32.339	85.5	43.610	103.6	17.595	200.4	1:33.544	20	31.163	91.1	43.142	112.2	17.500	202.2	1:31.805
9	31.980		45.573	104.4	17.877	198.6	1:35.430	21	30.733	88.3	42.371	109.3	17.596	189.0	1:30.700
10	31.215	85.5	43.487	104.5	18.525	199.5	1:33.227	22	32.657	84.3	41.662	110.3	17.460	195.6	1:31.779
11	32.430	71.0	45.374	105.2	18.135	194.8	1:35.939	23	31.421	83.4	42.559	111.5	17.302	182.1	1:31.282
12	31.326	90.0	43.609	102.6	18.171	202.2	1:33.106								

34 SCHRAML						GER ADM Motorsport									
1	17:03.807		1:02.215	73.9	27.031	139.1	18:33.053	11	32.551	71.0	44.147	100.1	17.520	205.4	1:34.218
2	41.830		56.780	80.5	33.425		2:12.035 Pit	12	31.863	84.4	45.048	98.6	17.608	207.8	1:34.519
3	1:38.231	74.6	49.354	88.6	20.418	143.3	2:48.003	13	32.427	87.9	44.043	96.1	17.519	198.6	1:33.989
4	36.589	75.5	49.255	88.3	20.116	154.3	1:45.960	14	32.335	83.4	44.178	96.6	17.487	205.4	1:34.000
5	35.392	80.0	46.812	95.5	19.019	175.0	1:41.223	15	31.633	88.3	43.775	98.8	17.171	206.8	1:32.579
6	33.888	85.6	45.409	101.5	18.337	182.9	1:37.634	16	32.521		44.116	100.3	17.549	205.4	1:34.186
7	33.145	84.8	44.617	97.4	17.892	197.8	1:35.654	17	31.559	85.7	43.096	102.4	17.495	208.3	1:32.150
8	31.951	84.6	45.849	94.9	17.828	191.8	1:35.628	18	32.049	86.5	44.698	96.1	17.190	204.5	1:33.937
9	32.671	80.7	43.875	98.9	17.511	202.2	1:34.057	19	31.232	88.6	42.567	101.0	17.367	207.3	1:31.166
10	32.168	92.3	2:48.268	93.8	17.731	198.2	3:38.167								

40 FERRARA						ITA Promotorsport									
1	18:12.165	67.0	51.060	80.1	48.383	147.7	19:51.608	12	31.476	81.3	43.648	104.0	17.586	205.0	1:32.710
2						154.1	1:46.344	13	31.150	82.4	43.019	102.2	17.460	204.0	1:31.629
3			1:25.616	95.1			1:58.045 Pit	14	31.435	80.0	42.776	103.6	18.125	189.0	1:32.336
4	6:19.641	68.1	49.489	94.9	19.375	160.7	7:28.505	15	35.650	83.3	45.471	102.0	17.618	202.2	1:38.739
5	33.395	80.0	45.332	100.9	18.306	195.2	1:37.033	16	31.720	78.3	45.099	107.1	17.439	187.5	1:34.258
6	32.463	78.6	45.395	100.3	18.786	180.7	1:36.644	17	36.586	73.0	49.444	99.2	1:11.935		2:37.965 Pit
7	32.324	76.1	45.018	97.8	19.603	193.5	1:36.945	18	2:13.004	78.3	46.101	102.0	17.553	208.3	3:16.658
8	31.846	77.8	44.755	97.7	18.184	194.3	1:34.785	19	31.709	87.1	43.906	102.5	17.567	190.6	1:33.182
9	31.909	79.8	44.320	99.6	17.990	195.6	1:34.219	20	32.053	82.8	42.719	101.2	18.360	181.4	1:33.132
10	31.861	78.9	44.322	101.7	18.934	186.7	1:35.117	21	31.896	82.2	42.328	107.3	17.404	195.2	1:31.628
11	32.257	81.3	44.149	104.3	17.809	191.8	1:34.215								

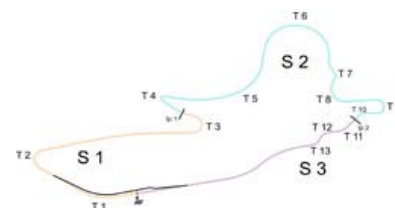


Circuit Length - 2.76 kilometres
Circuit de la ville de Pau
Pau

Weather/Track: Bright 14° /Damp 17°

International Formula Master Free Practice 1 - Best Sector Speeds Report

SECTOR 1				SECTOR 2				SECTOR 3				
POS	NO	NAME	SPEED	LAP	NO	NAME	SPEED	LAP	NO	NAME	SPEED	LAP
1	31	PERSIANI	92.9	21	33	DE BRUIJN	112.2	20	16	GOETZ	214.2	8
2	34	SCHRAML	92.3	10	12	SANCHEZ LOP	111.7	18	7	VAN DER DRI	213.2	7
3	33	DE BRUIJN	91.9	15	15	GATTO	111.2	18	11	BELLUARDO	212.7	17
4	11	BELLUARDO	91.3	14	6	CANTELLI JR	110.2	19	8	ANDERSEN	212.2	9
5	19	RAGUES	91.3	16	3	ANNALA	109.7	8	19	RAGUES	212.2	21
6	27	GRAVES	89.8	9	7	VAN DER DRI	109.4	12	27	GRAVES	212.2	14
7	7	VAN DER DRI	89.6	10	19	RAGUES	108.9	14	12	SANCHEZ LOP	211.7	18
8	30	MUERMANS	89.2	19	16	GOETZ	108.5	20	25	D'AMBROSIO	211.7	9
9	16	GOETZ	88.1	8	30	MUERMANS	108.0	16	31	PERSIANI	211.7	19
10	24	LLOBEL	88.0	21	11	BELLUARDO	107.7	20	3	ANNALA	210.7	18
11	8	ANDERSEN	87.6	16	40	FERRARA	107.3	21	14	TERRANOVA	209.3	5
12	40	FERRARA	87.1	19	29	CECOTTO JR	106.7	23	24	LLOBEL	209.3	13
13	15	GATTO	86.8	7	25	D'AMBROSIO	106.6	20	29	CECOTTO JR	208.8	13
14	12	SANCHEZ LOP	86.5	24	5	MAULINI	105.1	19	34	SCHRAML	208.3	17
15	29	CECOTTO JR	84.1	23	9	PUGLISI	105.1	21	40	FERRARA	208.3	18
16	3	ANNALA	83.8	18	8	ANDERSEN	103.5	17	9	PUGLISI	207.8	15
17	5	MAULINI	83.4	15	24	LLOBEL	103.4	12	15	GATTO	205.9	16
18	6	CANTELLI JR	82.9	19	34	SCHRAML	102.4	17	22	CALIENDO	205.9	11
19	14	TERRANOVA	82.7	5	22	CALIENDO	101.6	20	5	MAULINI	205.0	11
20	9	PUGLISI	82.4	14	31	PERSIANI	101.0	20	30	MUERMANS	204.5	20
21	25	D'AMBROSIO	82.1	21	14	TERRANOVA	100.6	3	33	DE BRUIJN	202.7	17
22	22	CALIENDO	80.8	16	27	GRAVES	98.9	18	6	CANTELLI JR	201.3	23
23	18	COSTA	79.5	5	21	PROVENZANO	98.0	12	2	FREY	200.4	4
24	26	AVILA	78.3	2	18	COSTA	97.5	9	18	COSTA	190.6	7
25	21	PROVENZANO	76.2	13	2	FREY	94.3	2	26	AVILA	174.7	1
26	32	TORRE	73.2	5	32	TORRE	93.1	5	21	PROVENZANO	172.0	11
27	2	FREY	67.9	4	26	AVILA	91.7	2	32	TORRE	172.0	5
28	4	CAMPOS HUL	61.1	1	4	CAMPOS HUL	77.9	2	4	CAMPOS HUL	129.3	1



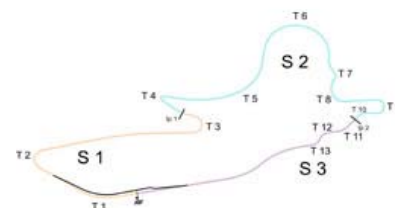
Circuit Length - 2.76 kilometres
Circuit de la ville de Pau
Pau

Weather/Track: Cloud 13° /Wet 14°

International Formula Master Free Practice 1 - Best Sector Times Report

POS	SECTOR 1			SECTOR 2			SECTOR 3			NO	NAME	IDEAL/BEST LAP COMPARISON			
	NO	TIME	LAP	NO	TIME	LAP	NO	TIME	LAP			IDEAL	BEST	LAP	DIFF
1	12	29.990	25	16	41.486	13	7	16.737	23	11	BELLUARDO	1:28.608	1:28.711	20	+ 0.103
2	11	30.043	21	11	41.606	20	5	16.902	19	7	VAN DER DR	1:28.832	1:29.288	23	+ 0.456
3	29	30.198	25	33	41.662	22	25	16.933	19	16	GOETZ	1:28.848	1:29.024	13	+ 0.176
4	7	30.305	10	7	41.790	23	3	16.958	13	29	CECOTTO JR	1:29.336	1:29.531	25	+ 0.195
5	16	30.399	13	29	41.806	25	11	16.959	20	3	ANNALA	1:29.478	1:29.820	18	+ 0.342
6	31	30.488	19	3	42.026	18	16	16.963	12	12	SANCHEZ LO	1:29.563	1:29.563	25	+ 0.000
7	3	30.494	13	19	42.251	19	12	16.986	25	33	DE BRUIJN	1:29.697	1:30.700	21	+ 1.003
8	25	30.632	20	6	42.323	19	30	17.044	20	25	D'AMBROSI	1:29.948	1:30.073	20	+ 0.125
9	33	30.733	21	40	42.328	21	31	17.061	21	19	RAGUES	1:30.228	1:30.241	19	+ 0.013
10	19	30.775	17	30	42.354	17	15	17.087	18	30	MUERMANS	1:30.265	1:31.817	21	+ 1.552
11	8	30.851	16	25	42.383	20	34	17.171	15	5	MAULINI	1:30.464	1:31.144	15	+ 0.680
12	30	30.867	19	9	42.409	22	19	17.202	19	31	PERSIANI	1:30.625	1:31.182	21	+ 0.557
13	15	30.945	24	5	42.439	19	9	17.269	22	15	GATTO	1:30.666	1:31.731	23	+ 1.065
14	9	31.079	15	34	42.567	19	33	17.302	23	9	PUGLISI	1:30.757	1:30.851	22	+ 0.094
15	5	31.123	16	12	42.587	25	29	17.332	23	40	FERRARA	1:30.882	1:31.628	21	+ 0.746
16	40	31.150	13	15	42.634	24	24	17.358	20	34	SCHRAML	1:30.970	1:31.166	19	+ 0.196
17	34	31.232	19	31	43.076	21	40	17.404	21	8	ANDERSEN	1:31.532	1:32.341	18	+ 0.809
18	27	31.441	14	22	43.124	20	8	17.465	17	6	CANTELLI J	1:31.700	1:31.880	19	+ 0.180
19	24	31.511	13	8	43.216	17	22	17.551	19	22	CALIENDO	1:32.538	1:32.937	20	+ 0.399
20	6	31.723	19	14	43.944	5	14	17.555	5	24	LLOBEL	1:33.473	1:34.375	20	+ 0.902
21	22	31.863	20	18	44.204	9	6	17.654	16	14	TERRANOVA	1:33.529	1:33.529	5	+ 0.000
22	14	32.030	5	21	44.216	12	27	17.756	18	27	GRAVES	1:33.877	1:34.011	18	+ 0.134
23	18	33.782	6	24	44.604	21	18	18.061	9	18	COSTA	1:36.047	1:36.886	9	+ 0.839
24	21	33.891	11	27	44.680	18	2	19.058	2	21	PROVENZAN	1:38.043	1:39.175	12	+ 1.132
25	2	34.323	3	2	45.201	4	21	19.936	11	2	FREY	1:38.582	1:40.054	4	+ 1.472
26	26	34.458	2	32	48.558	5	26	20.101	1	32	TORRE	1:44.112	1:46.930	6	+ 2.818
27	32	35.435	7	26	49.882	2	32	20.119	5	26	AVILA	1:44.441	1:45.250	2	+ 0.809
28	4	40.952	2	4	53.891	2	4	25.699	1	4	CAMPOS HU	2:00.542	2:14.005	2	+ 13.46

'Perfect Lap' - 1:28.213



Circuit Length - 2.76 kilometres
Circuit de la ville de Pau
Pau

Weather/Track: Bright 14° /Damp 17°

International Formula Master FREE PRACTICE 2

POS	NO	CL	DRIVER	NAT	TEAM	TIME	LAPS	GAP	KPH
1	16		Maximilian GOETZ	GER	ISR	1:13.934	23		134.39
2	8		Kasper ANDERSEN	DEN	J.D. Motorsport	1:14.221	27	0.287	133.87
3	5		Nicolas MAULINI	SUI	Iris Project	1:14.320	21	0.386	133.69
4	19		Pierre RAGUES	FRA	Euronova Racing	1:14.409	22	0.475	133.53
5	26		Rodolfo AVILA	MAC	Cram Competition	1:14.421	28	0.487	133.51
6	40		Luigi FERRARA	ITA	Euronova Racing	1:14.617	24	0.683	133.16
7	31		Luca PERSIANI	ITA	Scuderia Fama	1:14.739	27	0.805	132.94
8	15		Salvatore GATTO	ITA	Alan Racing	1:14.750	30	0.816	132.92
9	2		Rahel FREY	SUI	Jenzer Motorsport	1:14.880	29	0.946	132.69
10	18		Alberto COSTA	ITA	Euronova Racing	1:14.951	24	1.017	132.56
11	33		Nick DE BRUIJN	NED	ADM Motorsport	1:15.324	26	1.390	131.91
12	29		Johnny CECOTTO JR	VEN	Ombra Racing	1:15.341	24	1.407	131.88
13	27		Tor GRAVES	GBR	Team JVA	1:15.532	27	1.598	131.54
14	12		Pablo SANCHEZ LOPEZ	MEX	Alan Racing	1:15.558	30	1.624	131.50
15	21		Frankie PROVENZANO	ITA	ADM Motorsport	1:15.581	28	1.647	131.46
16	3		Juho ANNALA	FIN	Jenzer Motorsport	1:15.716	22	1.782	131.22
17	6		Claudio CANTELLI JR	BRA	J.D. Motorsport	1:16.330	16	2.396	130.17
18	11		Ignazio BELLUARDO	ITA	Promotorsport	1:16.420	25	2.486	130.01
19	7		Chris VAN DER DRIFT	NED	J.D. Motorsport	1:16.502	13	2.568	129.87
20	24		Arturo LLOBEL	ESP	Cram Competition	1:16.537	15	2.603	129.82
21	32		Massimo TORRE	ITA	Scuderia Fama	1:17.436	21	3.502	128.31
22	23		Sami ISOHELLA	FIN	Team Soderman	1:18.222	24	4.288	127.02
23	9		Marcello PUGLISI	ITA	Promotorsport	1:18.753	11	4.819	126.16
24	30		Dominick MUERMANS	NED	Ombra Racing	1:20.332	11	6.398	123.68
25	25		Jerome D'AMBROSIO	BEL	Cram Competition	1:22.790	7	8.856	120.01
26	22		Michele CALIENDO	ITA	ADM Motorsport	1:24.880	7	10.946	117.05
27	4		Oliver CAMPOS HULL	ESP	Iris Project	1:30.097	8	16.163	110.28

Weather/Track: Bright 16°/Damp 19°

Pau
Circuit Length = 2.7600 km.
Start: 12:35 End: 13:20

Race Director:	Steward:	Timekeeper:
----------------	----------	-------------

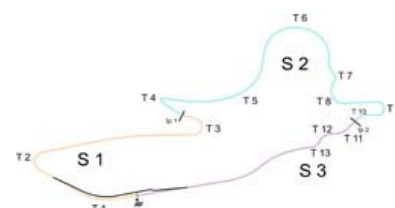
International Formula Master

Free Practice 2 - Sector Analysis Report

Lap	S1 Time	S1 Spd	S2 Time	S2 Spd	S3 Time	S3 Spd	Lap Time	Pit	Lap	S1 Time	S1 Spd	S2 Time	S2 Spd	S3 Time	S3 Spd	Lap Time	Pit
2 FREY									SUI Jenzer Motorsport								
1	20:56.049	63.6	45.346	97.7	18.029	170.4	21:59.424		16	25.612	99.8	35.391	125.0	15.559	214.7	1:16.562	
2	33.117	74.2	42.460	103.7	17.141	206.8	1:32.718		17	25.388	103.0	35.123	128.2	15.573	213.7	1:16.084	
3	30.689	80.8	40.784	110.7	16.788	207.8	1:28.261		18	25.721	102.5	35.316	130.4	15.586	210.7	1:16.623	
4	30.446	73.9	43.987	97.6	26.497		1:40.930	Pit	19	25.257	107.3	34.819	130.4	15.615	212.7	1:15.691	
5	3:46.938	75.3	42.218	107.9	16.883	200.8	4:46.039		20	25.144	106.9	36.441	110.9	25.827		1:27.412	Pit
6	28.324	91.6	38.267	118.6	16.156	210.7	1:22.747		21	1:29.010	91.6	46.246	119.4	15.788	213.2	2:31.044	
7	27.734	93.9	37.575	118.7	15.908	213.2	1:21.217		22	25.379	104.9	37.581	123.6	15.423	216.3	1:18.383	
8	26.831	92.1	37.352	115.4	16.332	215.3	1:20.515		23	25.114	111.1	35.569	125.8	15.497	214.2	1:16.180	
9	26.703	94.2	49.282	97.5	27.314		1:43.299	Pit	24	25.390	100.6	34.963	125.6	15.463	214.2	1:15.816	
10	1:52.392	84.4	37.335	118.9	15.864	213.7	2:45.591		25	25.252	109.4	34.962	126.2	15.277	215.3	1:15.491	
11	26.187	98.4	35.719	122.6	15.590	215.3	1:17.496		26	24.852	109.9	34.685	127.3	15.343	217.9	1:14.880	
12	25.698	99.0	35.330	128.4	15.510	214.7	1:16.538		27	24.995	109.9	34.577	127.0	15.336	217.9	1:14.908	
13	25.742	100.0	35.195	123.6	15.479	216.8	1:16.416		28	24.823	110.2	34.936	127.3	15.430	216.8	1:15.189	
14	25.538	103.2	37.942	123.7	15.840	214.2	1:19.320		29	24.942	108.7	35.275	127.6	15.599	213.2	1:15.816	
15	26.153	100.1	35.359	128.7	15.391	214.7	1:16.903										

Lap	S1 Time	S1 Spd	S2 Time	S2 Spd	S3 Time	S3 Spd	Lap Time	Pit	Lap	S1 Time	S1 Spd	S2 Time	S2 Spd	S3 Time	S3 Spd	Lap Time	Pit
3 ANNALA									FIN Jenzer Motorsport								
1	20:59.682	71.2	45.266	106.2	17.910	178.9	22:02.858		13	25.721	100.6	34.626	128.8	15.579	207.8	1:15.926	
2	32.323	80.3	41.596	110.8	18.379	209.7	1:32.298		14	25.706	97.0	34.380	128.4	15.918	207.3	1:16.004	
3	31.096	88.0	39.288	120.5	16.652	210.7	1:27.036		15	25.498	102.1	34.783	127.9	27.555		1:27.836	Pit
4	29.444	81.1	41.293	116.7	26.138		1:36.875	Pit	16	2:48.256	92.0	38.706	116.8	16.227	209.3	3:43.189	
5	6:05.446	86.4	40.005	125.0	16.261	213.7	7:01.712		17	26.577	99.1	40.325	110.2	16.305	207.8	1:23.207	
6	37.089	68.5	40.240	127.4	15.860	213.2	1:33.189		18	25.928	104.3	34.942	122.4	15.812	207.3	1:16.682	
7	27.760	99.3	35.988	129.8	15.580	214.2	1:19.328		19	27.345	99.5	35.158	121.7	15.959	209.3	1:18.462	
8	26.350	96.2	36.687	127.1	15.746	214.7	1:18.783		20	26.110	104.9	34.296	127.3	16.058	208.3	1:16.464	
9	26.028	103.0	34.856	130.6	15.519	212.7	1:16.403		21	25.452	107.9	34.494	127.9	15.770	209.3	1:15.716	
10	25.665	104.0	37.971	130.1	15.585	219.5	1:19.221		22	26.653	91.2	41.473	108.5	27.159		1:35.285	Pit
11	28.181	100.1	34.915	130.9	15.500	210.7	1:18.596										
12	26.277	98.0	34.562	130.6	15.520	210.7	1:16.359										

Lap	S1 Time	S1 Spd	S2 Time	S2 Spd	S3 Time	S3 Spd	Lap Time	Pit	Lap	S1 Time	S1 Spd	S2 Time	S2 Spd	S3 Time	S3 Spd	Lap Time	Pit
4 CAMPOS HULL									ESP Iris Project								
1	20:48.950	68.8	50.574	94.5	19.633	160.1	21:59.157		6	3:38.299	86.9	43.675	107.8	17.239	200.8	4:39.213	
2	34.682	78.7	43.704	112.1	18.162	205.9	1:36.548		7	31.129	87.0	42.108	114.0	16.860	207.3	1:30.097	
3	32.466	90.2	41.004	118.6	17.140	200.4	1:30.610		8	28.273	100.8	1:02.704		36.179		2:07.156	Pit
4	30.200	90.5	41.116	107.7	18.888	181.8	1:30.204										
5	30.327	92.9	41.854	106.5	31.932		1:44.113	Pit									



Circuit Length - 2.76 kilometres
Circuit de la ville de Pau
Pau

Weather/Track: Bright 16° /Damp 19°

Printed at 13:25, Friday, 01 June, 2007

© MST Systems Ltd, 2005 (www.mstworld.com)

Page 1

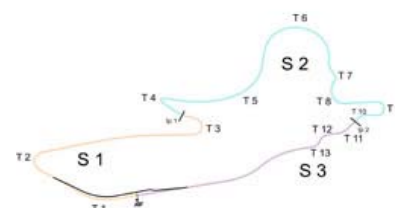
International Formula Master

Free Practice 2 - Sector Analysis Report

Lap	S1 Time	S1 Spd	S2 Time	S2 Spd	S3 Time	S3 Spd	Lap Time	Pit	Lap	S1 Time	S1 Spd	S2 Time	S2 Spd	S3 Time	S3 Spd	Lap Time	Pit
5 MAULINI SUI Iris Project																	
1	20:53.224	73.6	45.060	109.5	17.499	196.9	21:55.783		12	26.162	94.1	36.364	125.6	24.667		1:27.193	Pit
2	30.766	85.5	44.612	102.4	16.704	210.7	1:32.082		13	5:16.295	95.4	36.159	128.4	16.032	215.3	6:08.486	
3	29.773	88.3	38.612	114.6	16.279	210.7	1:24.664		14	25.276	102.7	38.520	108.9	15.593	218.4	1:19.389	
4	36.858	64.6	50.839	82.1	32.713		2:00.410	Pit	15	25.816	98.2	35.089	126.7	15.484	219.5	1:16.389	
5	7:29.143	69.1	40.160	112.3	16.298	215.3	8:25.601		16	25.964	108.7	35.150	124.2	15.828	216.3	1:16.942	
6	27.736	81.1	38.676	116.9	16.345	214.2	1:22.757		17	24.960	107.9	34.546	130.4	15.384	217.3	1:14.890	
7	27.772	97.5	39.468	90.3	16.382	214.7	1:23.622		18	25.101	108.4	34.660	130.7	15.391	217.9	1:15.152	
8	26.397	98.7	35.857	123.4	15.655	215.3	1:17.909		19	25.131	105.1	37.435	111.6	27.409		1:29.975	Pit
9	26.179	103.2	35.198	122.9	15.473	217.3	1:16.850		20	5:19.194	85.3	36.624	125.9	15.417	217.3	6:11.235	
10	27.156	97.5	35.587	127.7	15.495	215.8	1:18.238		21	24.905	107.3	34.109	132.5	15.306	215.3	1:14.320	
11	25.718	107.9	35.158	129.8	15.441	216.8	1:16.317										

6 CANTELLI JR BRA J.D. Motorsport																	
1	21:05.242	78.5	43.209	116.5	17.976	189.0	22:06.427		10	26.399	96.3	35.642	130.7	15.739	213.7	1:17.780	
2	32.381	82.2	40.759	112.1	27.780		1:40.920	Pit	11	25.817	95.4	35.333	129.5	15.895		1:17.045	
3	4:28.239	78.3	45.965	82.8	17.842	194.8	5:32.046		12	25.761	104.8	35.127	130.3	15.808		1:16.696	
4	29.892	90.3	39.523	122.3	16.386	208.3	1:25.801		13	25.600	100.2	39.004	128.1	15.900		1:20.504	
5	28.797	93.3	38.133	124.9	16.281	209.7	1:23.211		14	25.658	100.4	36.671	109.1	16.782	216.3	1:19.111	
6	27.777	97.9	38.444	126.7	16.230	210.7	1:22.451		15	25.946	99.4	36.435	133.0	16.085	214.2	1:18.466	
7	29.297	93.1	38.755	91.4	28.821		1:36.873	Pit	16	25.430	101.2	35.023	132.4	15.877		1:16.330	
8	19:42.259	74.7	39.897	124.0	16.622	207.8	20:38.778										
9	27.274	95.1	36.751	129.8	16.047	212.7	1:20.072										

7 VAN DER DRIFT NED J.D. Motorsport																	
1	23:40.300	82.2	42.349	119.8	16.685	209.7	24:39.334		8	27.426	103.7	37.778	119.7	15.824	212.7	1:21.028	
2	29.291	95.2	39.398	112.7	16.340	210.2	1:25.029		9	26.296	104.1	35.554	117.7	16.225	214.7	1:18.075	
3	28.377	104.1	39.179	114.1	16.275	209.7	1:23.831		10	26.510	103.0	36.140	121.3	15.611	215.8	1:18.261	
4	27.634	95.6	38.361	118.2	16.187	210.2	1:22.182		11	25.959	104.1	34.937	123.9	15.697	216.3	1:16.593	
5	27.603	98.3	39.004	109.3	28.865		1:35.472	Pit	12	25.629	104.0	35.459	127.7	15.414	216.8	1:16.502	
6	3:57.988	64.4	45.461	109.8	16.604	213.7	5:00.053		13	25.615	102.8	35.284	122.6	26.395		1:27.294	Pit
7	29.190	97.0	39.352	117.0	16.288	212.2	1:24.830										



Circuit Length - 2.76 kilometres
Circuit de la ville de Pau
Pau

Weather/Track: Bright 16° /Damp 19°

Printed at 13:25, Friday, 01 June, 2007

© MST Systems Ltd, 2005 (www.mstworld.com)

Page 2

International Formula Master

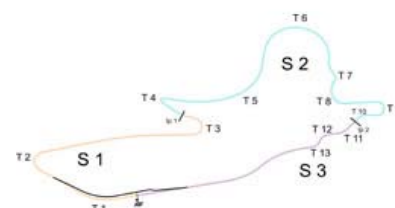
Free Practice 2 - Sector Analysis Report

Lap S1 Time S1 Spd S2 Time S2 Spd S3 Time S3 Spd Lap Time Pit Lap S1 Time S1 Spd S2 Time S2 Spd S3 Time S3 Spd Lap Time Pit

8 ANDERSEN DEN						J.D. Motorsport										
1	21:00.505	73.8	45.147	105.2	30.193	22:15.845	Pit	15	24.938	102.2	35.043	129.6	15.879	216.3	1:15.860	
2	4:59.562	86.6	42.238	110.7	16.932	207.8	5:58.732	16	26.626	101.9	35.893	119.3	26.616		1:29.135	Pit
3	28.982	99.3	39.705	121.9	16.448	213.7	1:25.135	17	4:15.529	89.7	37.551	102.3	16.340	216.8	5:09.420	
4	27.881	97.5	38.797	127.1	15.860	214.7	1:22.538	18	25.174	107.4	36.112	118.1	15.776	217.3	1:17.062	
5	27.216	70.7	38.988	112.5	16.443	215.3	1:22.647	19	25.099	104.8	36.369	121.0	15.767	215.3	1:17.235	
6	27.075	102.2	37.619	129.8	15.842	217.9	1:20.536	20	25.699	107.4	35.711	127.6	15.948	215.3	1:17.358	
7	34.702	65.8	39.944	126.2	15.953	218.4	1:30.599	21	25.411	107.4	34.825	130.6	15.451	217.9	1:15.687	
8	27.238	100.8	35.726	132.7	15.881	216.8	1:18.845	22	25.553	100.6	34.810	124.9	15.609	215.3	1:15.972	
9	25.715	90.4	37.656	129.3	15.767	216.8	1:19.138	23	24.932	104.6	34.417	128.4	15.588	216.8	1:14.937	
10	25.515	97.9	35.276	131.2	15.597	217.3	1:16.388	24	24.859	102.7	42.411	114.0	15.587	217.9	1:22.857	
11	25.210	101.5	37.073	132.5	15.767	218.9	1:18.050	25	24.675	106.9	34.480	126.5	15.333	217.9	1:14.488	
12	29.054	92.1	37.614	74.0	16.959	216.3	1:23.627	26	24.632	104.9	34.211	129.6	15.378	220.0	1:14.221	
13	25.019	105.1	38.587		16.814	216.8	1:20.420	27	27.606	82.2	46.657	127.7	15.869	214.7	1:30.132	
14	24.932	106.1	35.009	127.7	15.579	217.3	1:15.520									

9 PUGLISI ITA						Promotorsport										
1	21:13.376	74.5	46.953	99.9	17.769	199.1	22:18.098	7	30.361	91.6	36.542	130.4	16.346	206.4	1:23.249	
2	31.433	85.1	43.038	98.6	29.856		1:44.327	Pit	8	27.207	101.5	37.321	119.4	16.431	212.2	1:20.959
3	4:20.216	84.6	42.546	109.7	16.732	201.7	5:19.494	9	26.426	100.0	36.534	129.0	15.840	214.2	1:18.800	
4	29.588	95.2	38.259	115.3	16.219	210.7	1:24.066	10	26.254	102.7	36.407	130.3	16.092	215.3	1:18.753	
5	28.651	88.7	38.023	115.0	16.479	211.2	1:23.153	11	26.115	100.5	36.474	98.6	17.268	214.7	1:19.857	
6	28.910	71.6	40.671	127.4	16.006	210.2	1:25.587									

11 BELLUARDO ITA						Promotorsport										
1	21:07.110	81.1	42.777	114.5	17.064	205.9	22:06.951	14	4:31.068	77.4	39.880	124.7	15.866	214.7	5:26.814	
2	30.973	94.3	40.336	113.2	17.641	212.7	1:28.950	15	25.683	107.9	35.016	125.0	15.721	212.2	1:16.420	
3	30.957	94.2	39.863	107.4	16.345	209.7	1:27.165	16	25.560	101.9	34.760	121.9	16.116	211.7	1:16.436	
4	29.306	88.2	41.221	115.1	17.088	206.4	1:27.615	17	25.579	104.0	35.062	123.4	15.928	214.7	1:16.569	
5	28.706	102.2	41.102	96.9	28.758		1:38.566	Pit	18	28.331	92.6	41.751	110.8	16.098	216.3	1:26.180
6	2:48.401	84.0	43.645	109.3	16.389	202.7	3:48.435	19	25.657	101.5	35.265	129.3	15.974	214.2	1:16.896	
7	29.114	96.9	39.180	117.6	15.935	213.7	1:24.229	20	26.257	97.6	38.738	112.6	26.198		1:31.193	Pit
8	29.654	96.9	37.979	125.3	15.933	212.7	1:23.566	21	3:55.381	78.4	39.104	125.2	15.866	214.2	4:50.351	
9	27.838	104.6	37.204	124.5	15.694	213.2	1:20.736	22	25.723	104.8	35.214	123.4	15.678	217.9	1:16.615	
10	26.550	98.6	39.347	121.3	15.761	215.8	1:21.658	23	25.392	108.9	35.226	129.8	15.923	213.7	1:16.541	
11	27.265	93.9	38.136	125.6	15.829	214.2	1:21.230	24	25.407	112.5	35.247	116.9	15.891	215.3	1:16.545	
12	26.330	101.1	36.176	128.7	15.646	216.8	1:18.152	25	25.461	110.4	35.517	92.0	27.553		1:28.531	Pit
13	28.547	94.3	36.667	128.8	25.177		1:30.391	Pit								



Circuit Length - 2.76 kilometres
Circuit de la ville de Pau
Pau

Weather/Track: Bright 16° /Damp 19°

Printed at 13:25, Friday, 01 June, 2007

© MST Systems Ltd, 2005 (www.mstworld.com)

Page 3

International Formula Master

Free Practice 2 - Sector Analysis Report

Lap S1 Time S1 Spd S2 Time S2 Spd S3 Time S3 Spd Lap Time Pit Lap S1 Time S1 Spd S2 Time S2 Spd S3 Time S3 Spd Lap Time Pit

12 SANCHEZ LOPEZ

MEX

Alan Racing

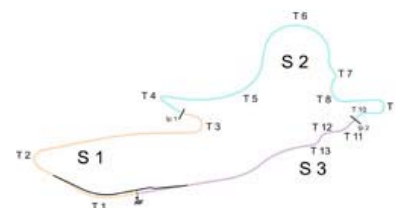
1	21:37.301	76.4	46.015	92.3	18.229	205.0	22:41.545	17	25.461	87.0	42.070	84.2	15.676	220.0	1:23.207	
2	30.256	88.7	41.302	121.2	16.830	206.8	1:28.388	18	25.455	101.9	35.820	133.2	15.543	215.3	1:16.818	
3	30.466	94.9	40.333	119.4	16.799	207.3	1:27.598	19	27.779	79.8	44.642	125.2	15.558	214.2	1:27.979	
4	28.474	99.3	40.132	118.1	16.802	207.8	1:25.408	20	27.258	103.2	36.879	124.2	15.652	215.3	1:19.789	
5	27.947	96.9	40.680	118.2	16.791	208.8	1:25.418	21	25.331	99.5	35.788	127.0	15.546	215.8	1:16.665	
6	28.951	91.8	40.419	117.7	29.989		1:39.359	Pit	22	25.853	101.8	35.519	129.6	15.362	214.7	1:16.734
7	3:22.169	80.4	47.380	104.6	17.280	209.3	4:26.829	23	24.932	102.5	35.099	133.0	15.564	215.3	1:15.595	
8	28.641	98.4	41.152	125.5	16.440	210.2	1:26.233	24	25.227	101.6	34.963	130.6	15.368	216.8	1:15.558	
9	27.532	96.1	43.213	122.6	15.912	213.7	1:26.657	25	27.776	84.2	37.203	131.1	15.609	214.2	1:20.588	
10	27.174	106.6	37.509	130.9	15.921	215.8	1:20.604	26	25.268	105.2	35.255	131.1	15.334	215.8	1:15.857	
11	26.289	101.2	36.147	131.4	16.021	212.7	1:18.457	27	25.376	105.8	35.112	132.2	15.593	216.3	1:16.081	
12	26.062	98.6	35.908	126.1	15.508	214.7	1:17.478	28	25.164	105.4	35.273	132.2	15.311	214.7	1:15.748	
13	28.072	101.6	36.810	128.8	15.679	215.8	1:20.561	29	24.914	101.6	38.550	106.8	16.327	216.3	1:19.791	
14	25.665	101.4	36.067	130.6	15.510	216.3	1:17.242	30	25.772	92.1	36.935	131.9	23.389		1:26.096	Pit
15	25.121	105.7	35.627	129.3	15.763	215.8	1:16.511									
16	26.231	98.3	36.077	128.8	15.794	216.3	1:18.102									

15 GATTO

ITA

Alan Racing

1	21:38.978	70.1	45.805	83.4	18.782	181.0	22:43.565	17	25.238	107.3	38.248	101.2	15.762	214.2	1:19.248	
2	31.983	90.9	39.675	122.2	16.465	204.0	1:28.123	18	28.219	95.2	36.341	129.3	15.647	213.7	1:20.207	
3	30.889	97.4	40.144	122.0	16.405	209.3	1:27.438	19	25.298	89.6	47.221	131.1	15.558	216.3	1:28.077	
4	29.077	83.1	41.054	116.0	16.479	207.3	1:26.610	20	25.521	93.0	44.435	105.3	16.049	216.3	1:26.005	
5	28.081	97.4	39.014	117.0	16.457	209.7	1:23.552	21	25.349	105.8	35.143	129.8	15.571	213.2	1:16.063	
6	29.438	91.8	41.534	114.3	16.609	209.3	1:27.581	22	25.204	107.9	34.759	126.7	15.471	218.9	1:15.434	
7	28.079	99.7	38.551	116.4	27.417		1:34.047	Pit	23	28.688	102.5	35.201	127.4	15.590	215.3	1:19.479
8	3:43.830	93.1	43.892	112.3	16.388	210.2	4:44.110	24	25.126	106.3	34.278	131.4	15.495	216.8	1:14.899	
9	27.276	100.1	38.220	125.5	16.116	211.2	1:21.612	25	25.242	106.6	34.522	129.6	15.554	213.7	1:15.318	
10	26.349	108.9	36.682	124.7	16.440	210.7	1:19.471	26	25.343	105.5	34.364	131.2	15.502	214.2	1:15.209	
11	25.989	101.4	36.097	129.5	15.583	211.7	1:17.669	27	24.944	110.2	33.985	127.0	15.821	215.3	1:14.750	
12	26.122	105.1	35.521	130.3	15.554	213.7	1:17.197	28	25.153	110.0	34.290	132.2	15.688	215.8	1:15.131	
13	25.761	106.6	35.173	127.0	15.598	214.7	1:16.532	29	25.370	100.0	39.240	122.4	15.931	216.3	1:20.541	
14	25.421	107.3	34.932	131.7	15.976	214.7	1:16.329	30	25.517	105.1	40.487	97.3	16.072	215.3	1:22.076	
15	25.589	105.8	34.795	127.4	15.642	214.2	1:16.026									
16	25.433	98.0	37.343	109.5	17.143	215.8	1:19.919									



Circuit Length - 2.76 kilometres
Circuit de la ville de Pau
Pau

Weather/Track: Bright 16° /Damp 19°

Printed at 13:25, Friday, 01 June, 2007

© MST Systems Ltd, 2005 (www.mstworld.com)

Page 4

International Formula Master

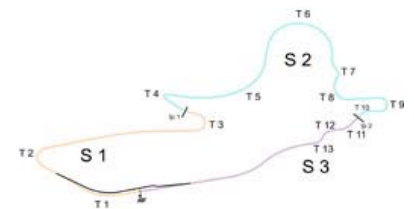
Free Practice 2 - Sector Analysis Report

Lap S1 Time S1 Spd S2 Time S2 Spd S3 Time S3 Spd Lap Time Pit Lap S1 Time S1 Spd S2 Time S2 Spd S3 Time S3 Spd Lap Time Pit

16 GOETZ GER						ISR										
1	21:43.616	68.7	45.472	87.8	20.673	190.6	22:49.761	13	25.209	103.7	33.785	131.9	25.693	1:24.687	Pit	
2	29.800	90.9	38.767	123.0	16.205	213.7	1:24.772	14	5:39.626	98.2	37.172	119.5	15.750	215.3	6:32.548	
3	32.673	79.9	40.767	101.5	16.310	214.7	1:29.750	15	25.403	107.3	33.808	130.9	15.228	219.5	1:14.439	
4	29.195	86.3	39.891	116.7	29.897		1:38.983	Pit	16	24.977	110.9	34.164	133.2	15.417	217.3	1:14.558
5	8:46.940	89.4	41.496	117.7	16.280	213.7	9:44.716	17	25.205	111.6	34.518	131.5	15.428	217.3	1:15.151	
6	28.477	99.3	39.348	129.3	16.584	214.7	1:24.409	18	25.218	106.8	33.442	132.7	15.274	217.3	1:13.934	
7	31.204		37.790	130.1	15.525	214.7	1:24.519	19	25.005	107.9	33.853	129.8	15.476	217.9	1:14.334	
8	25.923	104.4	35.421	111.9	16.059	219.5	1:17.403	20	25.273	109.2	33.518	132.0	15.245	217.9	1:14.036	
9	25.966	107.9	34.050	131.5	15.306	218.4	1:15.322	21	25.034	106.6	33.962	132.0	15.299	219.5	1:14.295	
10	26.264	111.6	34.844	131.5	15.409	217.3	1:16.517	22	24.881	105.1	33.788	129.5	15.446	218.4	1:14.115	
11	25.180	108.7	39.538	131.5	15.497	214.7	1:20.215	23	25.057	104.6	36.067	123.3	15.839	203.6	1:16.963	
12	25.392	107.9	33.600	132.5	15.450	213.7	1:14.442									

18 COSTA ITA						Euronova Racing										
1	20:46.474	76.3	44.635	107.7	19.777	183.2	21:50.886	14	7:54.259	98.6	37.363	116.8	16.234	215.8	8:47.856	
2	33.582	75.4	44.145	117.0	16.938	207.3	1:34.665	15	25.608	110.9	38.408	118.5	16.043	215.3	1:20.059	
3	32.964	89.4	39.316	108.7	18.033	195.6	1:30.313	16	25.416	106.0	35.633	124.0	15.760	215.8	1:16.809	
4	30.753	95.1	44.215	95.0	33.822		1:48.790	Pit	17	25.199	104.9	34.499	130.9	15.708	216.3	1:15.406
5	4:43.755	75.1	44.607	109.7	17.432	198.2	5:45.794	18	25.792	103.8	34.531	129.0	15.749	216.8	1:16.072	
6	29.754	98.6	38.283	117.6	16.258	209.7	1:24.295	19	26.742	104.8	34.692	129.0	15.806	215.8	1:17.240	
7	31.881	91.8	40.248	121.3	17.049	214.7	1:29.178	20	28.009	64.4	35.673	128.8	15.844	214.7	1:19.526	
8	27.903	102.8	38.130	111.3	16.940	214.7	1:22.973	21	25.225	107.9	34.861	114.3	16.053	217.3	1:16.139	
9	27.423	105.1	38.427	120.9	16.145	213.7	1:21.995	22	25.371	104.1	34.558	127.9	15.673	216.3	1:15.602	
10	26.506	99.3	35.657	125.3	16.009	216.3	1:18.172	23	24.861	109.7	34.401	130.3	15.689	217.9	1:14.951	
11	26.346	106.1	35.701	129.1	15.840	217.3	1:17.887	24	25.341	80.6	35.332	130.3	15.765	218.4	1:16.438	
12	26.887	105.7	35.035	129.1	15.645	202.7	1:17.567									
13	27.287	102.4	37.358	123.4	28.087		1:32.732	Pit								

19 RAGUES FRA						Euronova Racing										
1	20:50.562	72.0	47.066	116.9	17.437	186.7	21:55.065	13	5:36.395	97.1	37.468	120.6	15.704	216.3	6:29.567	
2	32.110	81.8	44.551	96.6	17.282	212.2	1:33.943	14	25.359	101.6	34.775	124.2	15.467	215.8	1:15.601	
3	30.347	95.6	39.087	113.9	16.570	204.0	1:26.004	15	25.229	100.0	34.178	129.8	15.295	216.3	1:14.702	
4	32.415	70.3	47.897	87.4	31.484		1:51.796	Pit	16	25.152	97.2	37.255	129.6	15.582	215.3	1:17.989
5	10:13.501	70.6	43.971	120.0	16.494	211.7	11:13.966	17	25.132	101.1	34.175	130.1	15.256	217.9	1:14.563	
6	28.624	85.4	40.157	71.4	16.649	213.7	1:25.430	18	26.160	103.1	34.884	126.5	15.630	214.2	1:16.674	
7	26.368	99.8	36.049	128.1	15.628	215.8	1:18.045	19	25.191	104.6	34.274	129.8	15.457	216.3	1:14.922	
8	26.327	99.7	35.103	128.2	15.992	214.7	1:17.422	20	24.879	101.5	34.086	128.1	15.444	216.8	1:14.409	
9	25.568	99.5	34.669	130.6	15.460	217.9	1:15.697	21	24.993	105.1	34.210	130.3	15.501	218.4	1:14.704	
10	25.824	91.7	37.806	127.9	15.699	215.3	1:19.329	22	25.003	102.8	36.078		18.020	217.3	1:19.101	
11	25.409	97.0	34.442	128.4	15.548	215.8	1:15.399									
12	25.320	104.3	34.721	129.1	24.704		1:24.745	Pit								



Circuit Length - 2.76 kilometres
Circuit de la ville de Pau
Pau

Weather/Track: Bright 16° /Damp 19°

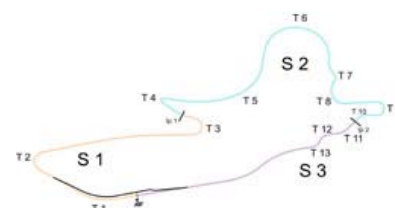
International Formula Master

Free Practice 2 - Sector Analysis Report

Lap	S1 Time	S1 Spd	S2 Time	S2 Spd	S3 Time	S3 Spd	Lap Time	Pit	Lap	S1 Time	S1 Spd	S2 Time	S2 Spd	S3 Time	S3 Spd	Lap Time	Pit
21 PROVENZANO									ITA ADM Motorsport								
1	21:55.341	81.7	43.762	100.3	17.724	188.2	22:56.827		16	26.073	100.8	36.584	124.7	26.277		1:28.934	Pit
2	30.570	91.0	41.780	106.4	29.183		1:41.533	Pit	17	3:27.848	92.0	40.555	112.0	16.272	213.2	4:24.675	
3	3:56.603	87.6	42.557	103.8	17.263	205.9	4:56.423		18	25.736	100.5	36.005	117.4	16.071	213.7	1:17.812	
4	28.940	88.0	40.129	113.9	16.679	209.3	1:25.748		19	25.814	100.1	35.318	127.0	15.825	214.2	1:16.957	
5	28.316	69.7	39.315	113.8	17.319	211.2	1:24.950		20	25.449	102.5	35.572	124.5	15.843	213.7	1:16.864	
6	28.679	75.9	39.409	106.0	17.288	192.7	1:25.376		21	27.006	100.4	36.192	127.0	15.696	220.0	1:18.894	
7	32.171	59.7	42.210	76.5	16.467	212.7	1:30.848		22	25.780	98.3	39.422	128.8	15.921	212.2	1:21.123	
8	27.146	86.7	37.292	115.3	16.314	214.7	1:20.752		23	25.428	102.8	35.287	130.9	15.723	214.2	1:16.438	
9	27.501	98.6	38.792	101.4	16.698	215.8	1:22.991		24	25.324	101.1	34.951	127.7	15.653	214.2	1:15.928	
10	26.415	97.0	36.392	117.6	16.027	215.8	1:18.834		25	25.366	104.9	34.805	128.1	15.575	218.4	1:15.746	
11	26.101	97.9	35.854	119.5	16.138	214.7	1:18.093		26	25.238	104.9	35.275	126.7	15.616	216.8	1:16.129	
12	26.463	101.4	36.587	123.7	16.432	189.4	1:19.482		27	25.299	101.2	34.722	128.8	15.560	216.3	1:15.581	
13	26.341	96.5	35.667	124.0	15.984	214.7	1:17.992		28	25.211	104.1	36.442	122.9	21.616	109.2	1:23.269	
14	25.831	97.5	36.122	122.0	15.973	213.7	1:17.926										
15	25.632	101.9	36.324	125.9	16.023	213.2	1:17.979										

Lap	S1 Time	S1 Spd	S2 Time	S2 Spd	S3 Time	S3 Spd	Lap Time	Pit	Lap	S1 Time	S1 Spd	S2 Time	S2 Spd	S3 Time	S3 Spd	Lap Time	Pit
22 CALIENDO									ITA ADM Motorsport								
1	22:02.270	74.3	43.891	107.2	17.705	197.8	23:03.866		5	29.928	91.6	39.936	114.8	16.597	208.3	1:26.461	
2	31.072	87.3	41.610	111.3	17.846	197.3	1:30.528		6	28.812	96.5	39.594	118.0	16.474	208.8	1:24.880	
3	30.596	93.6	43.712	86.2	28.985		1:43.293	Pit	7	28.570	99.1	40.505	93.8	29.410		1:38.485	Pit
4	7:00.725	71.0	45.066	106.7	17.002	208.3	8:02.793										

Lap	S1 Time	S1 Spd	S2 Time	S2 Spd	S3 Time	S3 Spd	Lap Time	Pit	Lap	S1 Time	S1 Spd	S2 Time	S2 Spd	S3 Time	S3 Spd	Lap Time	Pit
23 ISOHELLA									FIN Team Soderman								
1	22:23.935	72.8	51.965	93.3	23.699	172.4	23:39.599		14	26.512	95.6	40.435	105.4	16.681	215.8	1:23.628	
2	35.437	85.2	47.425	100.3	19.598	192.3	1:42.460		15	26.746	104.1	38.336	116.7	16.322	216.3	1:21.404	
3	31.959	84.9	43.772	110.0	17.788	205.9	1:33.519		16	28.592	96.0	37.473	117.0	16.432	185.9	1:22.497	
4	30.173	92.3	43.235	105.1	17.783	207.8	1:31.191		17	31.523	92.6	38.700	119.5	16.018	216.3	1:26.241	
5	33.988	75.5	43.502	104.2	31.054		1:48.544	Pit	18	26.515	103.2	36.596	124.3	16.262	216.3	1:19.373	
6	5:29.430	71.2	2:52.941	93.2	21.482	177.8	8:43.853		19	26.133	104.0	37.556	120.5	15.869	216.3	1:19.558	
7	31.605	84.4	44.279	105.7	29.765		1:45.649	Pit	20	25.922	103.7	40.553	127.0	15.948	216.8	1:22.423	
8	1:55.863	91.6	42.562	105.9	17.182	207.3	2:55.607		21	27.242	92.7	36.562	125.5	16.167	216.8	1:19.971	
9	29.069	88.6	43.081	110.8	16.348	216.8	1:28.498		22	26.309	99.3	36.090	125.5	15.823	217.3	1:18.222	
10	28.697	90.2	38.518	110.2	17.931	182.9	1:25.146		23	26.008	103.1	36.737	122.4	15.939	218.4	1:18.684	
11	27.368	91.8	37.718	115.8	16.215	215.8	1:21.301		24	26.068	105.8	36.468	124.6	15.923	216.3	1:18.459	
12	26.804	94.1	37.086	118.7	16.238	213.7	1:20.128										
13	26.464	93.6	37.249	120.9	16.080	215.8	1:19.793										



Circuit Length - 2.76 kilometres
Circuit de la ville de Pau
Pau

Weather/Track: Bright 16° /Damp 19°

Printed at 13:25, Friday, 01 June, 2007

© MST Systems Ltd, 2005 (www.mstworld.com)

International Formula Master

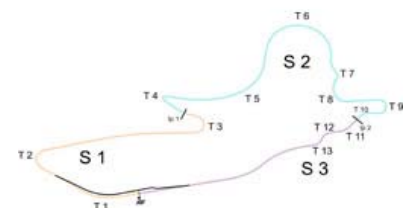
Free Practice 2 - Sector Analysis Report

Lap S1 Time S1 Spd S2 Time S2 Spd S3 Time S3 Spd Lap Time Pit Lap S1 Time S1 Spd S2 Time S2 Spd S3 Time S3 Spd Lap Time Pit

24 LLOBEL						ESP		Cram Competition							
1	21:38.035	72.5	46.198	79.9	19.142	206.4	22:43.375	9	26.927	101.5	36.418	130.9	15.816	214.2	1:19.161
2	33.056	78.2	40.425	113.5	16.982	208.8	1:30.463	10	26.774	103.4	35.514	126.5	15.662	215.3	1:17.950
3	32.738	92.1	40.209	111.3	16.476	210.2	1:29.423	11	28.066	85.1	36.468	129.6	15.573	215.8	1:20.107
4	29.324	93.8	39.044	118.9	30.138		1:38.506 Pit	12	26.149	98.3	35.581	131.5	15.670	215.8	1:17.400
5	4:25.322	82.1	44.497	109.4	17.009	206.4	5:26.828	13	26.027	95.7	35.108	119.7	15.876	214.7	1:17.011
6	1:27.640	78.2	42.779	120.1	16.347	211.7	2:26.766	14	25.529	103.4	35.061	130.7	15.947	212.2	1:16.537
7	30.376	86.2	38.616	127.3	16.078	211.2	1:25.070	15	25.792	102.2	37.032	117.0	25.778		1:28.602 Pit
8	27.497	103.0	38.063	125.5	16.042	215.3	1:21.602								

25 D'AMBROSIO						BEL		Cram Competition							
1	20:47.673	77.4	44.004	107.7	18.320	196.5	21:49.997	5	6:33.747	77.0	43.421	113.5	16.722	198.2	7:33.890
2	31.614	74.6	40.346	119.8	16.448	209.3	1:28.408	6	31.084	82.0	40.750	103.6	17.351	214.7	1:29.185
3	29.066	83.3	38.722	123.9	16.187	211.2	1:23.975	7	26.849	93.5	37.686		18.255	214.7	1:22.790
4	28.460	90.9	38.885	118.5	30.333		1:37.678 Pit								

26 AVILA						MAC		Cram Competition							
1	21:17.697	69.0	47.054	102.8	19.217	183.6	22:23.968	16	25.341	106.5	35.742	121.9	15.644	217.9	1:16.727
2	31.462	88.1	41.420	108.4	28.157		1:41.039 Pit	17	25.410	106.1	34.733	128.8	15.290	215.8	1:15.433
3	4:12.621	83.5	43.193	104.8	16.855	207.8	5:12.669	18	25.055	107.6	34.957	127.3	23.444		1:23.456 Pit
4	28.636	93.2	39.416	120.5	16.631	208.3	1:24.683	19	4:03.561	94.1	38.138	119.5	15.532	213.7	4:57.231
5	27.567	101.2	38.763	125.9	16.074	210.2	1:22.404	20	25.157	114.1	35.961	126.8	15.601	216.8	1:16.719
6	27.299	104.8	37.621	127.1	15.886	211.7	1:20.806	21	25.116	110.9	34.944	130.3	15.317	218.9	1:15.377
7	29.832	96.6	37.420	128.8	15.724	213.7	1:22.976	22	25.032	109.9	34.807	128.7	15.417	212.2	1:15.256
8	26.506	84.9	37.948	126.5	15.668	214.7	1:20.122	23	24.799	110.9	34.536	130.4	15.223	214.7	1:14.558
9	26.617	103.8	38.262	124.2	15.600	215.3	1:20.479	24	24.802	112.8	35.188	124.9	15.541	214.2	1:15.531
10	27.137	108.1	37.750	126.5	15.832	215.8	1:20.719	25	28.650	91.7	35.585	124.6	15.378	220.0	1:19.613
11	26.094	100.9	36.292	130.9	15.367	218.4	1:17.753	26	24.647	106.9	34.558	125.6	15.485	218.9	1:14.690
12	26.535	104.0	35.449	132.4	15.384	216.8	1:17.368	27	24.727	113.5	34.380	129.5	15.314	220.5	1:14.421
13	25.662	101.8	35.112	130.9	15.628	215.3	1:16.402	28	24.775	110.9	39.212	122.4	23.464		1:27.451 Pit
14	25.483	104.6	35.307	126.7	15.772	215.3	1:16.562								
15	25.597	102.2	38.171	118.0	15.571	214.7	1:19.339								



Circuit Length - 2.76 kilometres
Circuit de la ville de Pau
Pau

Weather/Track: Bright 16° /Damp 19°

International Formula Master

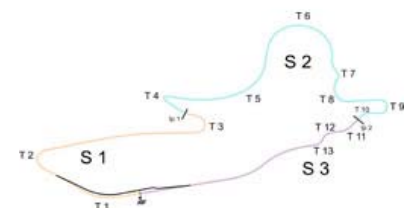
Free Practice 2 - Sector Analysis Report

Lap S1 Time S1 Spd S2 Time S2 Spd S3 Time S3 Spd Lap Time Pit Lap S1 Time S1 Spd S2 Time S2 Spd S3 Time S3 Spd Lap Time Pit

27 GRAVES						GBR		Team JVA							
1	21:30.150	74.9	52.613	87.4	23.290	189.0	22:46.053	15	25.761	94.4	40.407	92.3	18.784	218.4	1:24.952
2	32.810	84.7	43.585	107.1	17.337	210.7	1:33.732	16	25.765	102.7	37.744	90.6	17.059	217.3	1:20.568
3	30.659	91.0	41.942	102.0	17.390	211.2	1:29.991	17	26.404	88.5	36.928	122.2	16.008	215.8	1:19.340
4	29.715	97.2	41.690	110.0	17.158	210.7	1:28.563	18	25.374	100.6	39.251	123.3	16.011	216.3	1:20.636
5	30.637	92.3	42.342	112.6	30.192		1:43.171 Pit	19	25.677	100.1	40.095	98.0	25.619		1:31.391 Pit
6	3:41.242	78.7	50.643	90.2	20.240	207.8	4:52.125	20	3:35.126	92.3	46.934	99.7	16.626	217.3	4:38.686
7	35.990	85.9	45.076	100.1	18.508	208.8	1:39.574	21	27.340	98.2	36.810	116.8	16.054	215.8	1:20.204
8	29.074	91.3	42.684	106.2	16.661	214.2	1:28.419	22	25.527	101.8	36.007	126.1	15.974	215.3	1:17.508
9	31.465	93.3	42.092	112.5	16.834	212.7	1:30.391	23	25.249	103.7	35.432	125.0	15.750	215.8	1:16.431
10	27.301	97.5	38.579	117.0	16.192	214.7	1:22.072	24	25.383	103.8	35.326	128.4	15.986	216.8	1:16.695
11	26.470	98.2	37.372	116.5	16.385	191.0	1:20.227	25	25.188	104.3	35.590	127.6	15.732	213.2	1:16.510
12	28.101	97.8	39.001	102.9	16.428	216.8	1:23.530	26	25.024	107.3	36.079	128.7	15.716	216.3	1:16.819
13	25.697	100.5	36.631	116.5	16.101	215.8	1:18.429	27	24.775	105.5	35.064	130.1	15.693	214.7	1:15.532
14	25.389	100.8	38.096	118.3	16.123	216.8	1:19.608								

29 CECOTTO JR						VEN		Ombra Racing							
1	21:56.549	77.5	42.792	99.1	27.412		23:06.753 Pit	14	26.076	99.8	56.553	128.2	16.194	215.8	1:38.823
2	3:01.311	74.3	43.026	116.8	16.511	212.2	4:00.848	15	26.079	96.2	35.392	121.0	16.516	217.9	1:17.987
3	30.045	91.7	38.335	127.7	16.110	212.7	1:24.490	16	25.656	101.9	34.588	129.5	15.602	216.3	1:15.846
4	27.857	92.6	38.112	126.1	16.624	211.7	1:22.593	17	25.056	108.7	34.597	133.0	15.936	216.3	1:15.589
5	27.679	97.5	35.835	131.2	15.806	212.7	1:19.320	18	25.194	104.6	34.919	131.2	15.733	216.8	1:15.846
6	26.754	103.5	35.519	130.6	15.796	215.8	1:18.069	19	25.307	108.7	34.424	131.7	15.820	217.9	1:15.551
7	26.557	102.8	35.779	131.5	16.300	220.5	1:18.636	20	25.334	102.2	34.950	130.1	15.478	217.9	1:15.762
8	29.954		39.725	129.5	16.066	217.9	1:25.745	21	25.833	97.6	34.729	130.7	15.422	217.9	1:15.984
9	27.221	88.8	35.671	132.7	15.766	220.0	1:18.658	22	25.089	106.8	34.589	128.4	15.663	216.3	1:15.341
10	26.421	93.8	37.053	128.2	16.007	217.3	1:19.481	23	26.577	107.7	34.900	127.9	15.625	214.2	1:17.102
11	27.241	97.8	35.891	132.2	24.807		1:27.939 Pit	24	25.155	106.6	38.234	103.7	28.485		1:31.874 Pit
12	2:01.757	94.9	35.608	130.3	15.810	214.2	2:53.175								
13	26.946	97.6	37.854	131.5	15.544	216.3	1:20.344								

30 MUERMANS						NED		Ombra Racing							
1	21:42.937	76.2	45.522	99.1	31.152		22:59.611 Pit	7	32.652	89.1	37.636	120.2	16.087	213.7	1:26.375
2	3:37.006	80.6	46.059	102.4	17.858	206.8	4:40.923	8	27.209	97.1	38.072	114.8	16.014	217.9	1:21.295
3	30.640	93.7	40.213	112.6	16.660	210.7	1:27.513	9	27.384	95.2	39.588	118.1	16.328	212.2	1:23.300
4	28.134	93.8	37.736	113.3	16.345	209.7	1:22.215	10	28.863	91.6	38.523	117.7	16.009	211.7	1:23.395
5	28.354	95.3	38.179	120.9	16.135	210.2	1:22.668	11	26.023	100.8	36.132	118.5	25.840		1:27.995 Pit
6	27.514	97.8	36.668	120.9	16.150	212.2	1:20.332								



Circuit Length - 2.76 kilometres
Circuit de la ville de Pau
Pau

Weather/Track: Bright 16° /Damp 19°

Printed at 13:25, Friday, 01 June, 2007

© MST Systems Ltd, 2005 (www.mstworld.com)

International Formula Master

Free Practice 2 - Sector Analysis Report

Lap S1 Time S1 Spd S2 Time S2 Spd S3 Time S3 Spd Lap Time Pit Lap S1 Time S1 Spd S2 Time S2 Spd S3 Time S3 Spd Lap Time Pit

31 PERSIANI

Lap	S1 Time	S1 Spd	S2 Time	S2 Spd	S3 Time	S3 Spd	Lap Time	Pit
1	21:16.576	74.4	47.412	98.3	20.291	148.5	22:24.279	
2	33.998	78.2	45.513	97.9	18.232	167.5	1:37.743	
3	36.799	77.3	49.432		18.350	189.8	1:44.581	
4	33.755	74.5	42.251	111.6	17.240	175.4	1:33.246	
5	31.568	76.7	43.746	107.2	17.127	200.4	1:32.441	
6	29.575	90.4	39.932	113.3	30.598		1:40.105	Pit
7	3:46.409	68.9	54.549	98.3	16.793	203.6	4:57.751	
8	31.122	83.2	40.836	111.7	16.367	206.8	1:28.325	
9	29.598	89.8	41.584	119.1	16.228	205.9	1:27.410	
10	29.260	89.2	38.094	119.5	15.926	208.8	1:23.280	
11	27.665	90.6	37.005	124.2	16.022	209.3	1:20.692	
12	27.085	94.1	36.351	124.0	15.757	212.2	1:19.193	
13	26.696	94.8	36.977	126.1	15.546	214.2	1:19.219	
14	26.052	94.8	37.269	127.1	15.627	214.2	1:18.948	

ITA

Scuderia Fama

15	25.707	94.6	35.333	124.0	15.640	214.2	1:16.680	
16	25.792	100.1	35.094	126.4	15.516	212.7	1:16.402	
17	26.848	100.1	35.910	125.6	23.072		1:25.830	Pit
18	3:55.147	91.7	37.543	113.3	15.815	213.2	4:48.505	
19	25.814	101.5	35.032	123.0	15.727	212.2	1:16.573	
20	25.273	100.0	34.759	125.5	15.499	211.2	1:15.531	
21	25.138	105.5	34.615	119.8	15.442	214.2	1:15.195	
22	24.972	105.1	34.531	126.1	15.243	215.3	1:14.746	
23	24.897	108.4	34.380	120.8	15.478	216.3	1:14.755	
24	25.551	98.0	35.535	113.2	24.285		1:25.371	Pit
25	1:03.307	94.4	39.509	121.3	15.630	216.8	1:58.446	
26	25.234	104.4	34.457	124.0	15.414	214.2	1:15.105	
27	25.024	104.9	34.271	123.0	15.444	210.2	1:14.739	

32 TORRE

Lap	S1 Time	S1 Spd	S2 Time	S2 Spd	S3 Time	S3 Spd	Lap Time	Pit
1	21:08.593	69.2	45.525	100.3	30.651		22:24.769	Pit
2	2:58.032	79.5	43.484	105.6	18.266	199.5	3:59.782	
3	32.045	86.6	44.402	87.4	18.053	203.6	1:34.500	
4	30.348	88.5	40.389	110.9	17.297	206.4	1:28.034	
5	29.757	88.1	39.657	113.4	17.262	204.5	1:26.676	
6	30.344	89.6	38.881	114.8	17.043	205.4	1:26.268	
7	28.731	97.9	39.421	118.0	16.746	205.9	1:24.898	
8	34.446	71.3	42.047	90.0	17.089	207.8	1:33.582	
9	28.859	94.9	38.112	123.6	16.870	208.8	1:23.841	
10	28.785	98.0	38.419	105.6	17.082	208.8	1:24.286	
11	27.709	98.9	38.941	116.0	27.916		1:34.566	Pit

ITA

Scuderia Fama

12	4:54.779	90.7	37.160	123.2	16.601	205.9	5:48.540	
13	26.961	105.7	37.018	119.3	25.460		1:29.439	Pit
14	3:29.169	97.4	39.174	119.0	16.858	206.4	4:25.201	
15	26.747	109.2	36.741	115.8	16.695	206.8	1:20.183	
16	26.375	103.1	36.384	120.8	16.637	208.3	1:19.396	
17	26.276	98.7	37.561	101.4	16.734	205.0	1:20.571	
18	25.915	106.0	35.265	123.9	16.256	208.3	1:17.436	
19	27.275	103.1	42.729	102.5	27.858		1:37.862	Pit
20	4:32.557	74.9	40.454		18.433	200.4	5:31.444	
21	27.011	100.6	35.866	124.9	16.456	210.2	1:19.333	

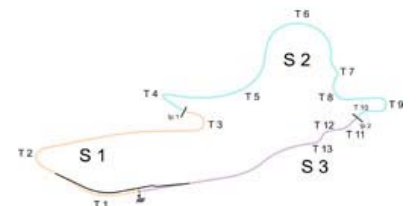
33 DE BRUIJN

Lap	S1 Time	S1 Spd	S2 Time	S2 Spd	S3 Time	S3 Spd	Lap Time	Pit
1	22:16.804	84.5	42.520	111.5	17.482	206.4	23:16.806	
2	30.101	93.6	40.767	119.3	16.592	210.7	1:27.460	
3	28.843	94.4	38.547	119.3	16.450	210.2	1:23.840	
4	29.527	89.8	44.293	95.5	31.267		1:45.087	Pit
5	5:23.210	81.8	44.735	113.4	16.689	211.7	6:24.634	
6	28.103	102.4	36.992	125.9	15.896	213.7	1:20.991	
7	27.721	97.8	39.689	120.4	15.844	215.8	1:23.254	
8	28.026	104.0	39.926	122.0	15.993	196.9	1:23.945	
9	27.437	103.1	35.312	130.6	15.676	213.2	1:18.425	
10	26.167	104.8	34.961	129.8	15.622	214.2	1:16.750	
11	26.928	104.6	35.369	127.4	15.631	214.7	1:17.928	
12	26.400	99.5	35.691	128.1	16.195	214.7	1:18.286	
13	27.437	97.5	39.484	119.4	27.103		1:34.024	Pit
14	4:47.630	99.4	36.313	125.0	15.965	215.3	5:39.908	

NED

ADM Motorsport

15	25.950	99.7	42.050	81.5	16.913	216.3	1:24.913	
16	26.075	106.8	35.091	122.4	15.684	215.8	1:16.850	
17	25.535	108.1	34.949	123.4	15.794	215.3	1:16.278	
18	25.825	102.2	36.283	126.2	15.588	216.8	1:17.696	
19	25.565	104.1	34.470	127.4	15.400	217.9	1:15.435	
20	25.682	108.1	34.780	126.8	15.560	215.8	1:16.022	
21	25.658	98.7	35.223	130.7	15.522	213.2	1:16.403	
22	25.315	110.2	34.464	130.3	15.564	214.2	1:15.343	
23	25.872	107.7	34.681	126.4	15.447	215.8	1:16.000	
24	25.364	105.1	34.452	126.7	15.508	216.8	1:15.324	
25	25.452	104.8	34.554	131.5	15.843	216.3	1:15.849	
26	25.392	106.1	34.468	130.3	15.510	214.2	1:15.370	



Circuit Length - 2.76 kilometres
Circuit de la ville de Pau
Pau

Weather/Track: Bright 16° /Damp 19°

Printed at 13:25, Friday, 01 June, 2007

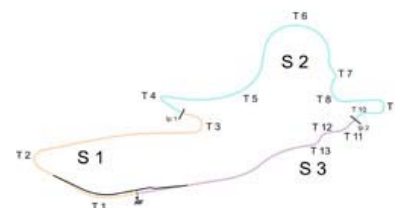
© MST Systems Ltd, 2005 (www.mstworld.com)

Page 9

International Formula Master

Free Practice 2 - Sector Analysis Report

Lap	S1 Time	S1 Spd	S2 Time	S2 Spd	S3 Time	S3 Spd	Lap Time	Pit	Lap	S1 Time	S1 Spd	S2 Time	S2 Spd	S3 Time	S3 Spd	Lap Time	Pit
40 FERRARA																	
1	20:49.549	71.4	47.333	110.3	17.345	186.7	21:54.227		14	25.632	106.0	34.773	130.3	15.850	213.7	1:16.255	
2	30.349	84.5	42.829	120.5	16.733	207.8	1:29.911		15	25.528	109.7	35.290	131.9	15.682	213.7	1:16.500	
3	1:21.518	88.2	40.684	114.1	17.015	176.4	2:19.217		16	25.145	109.5	39.911	103.2	29.979		1:35.035	Pit
4	29.740	86.2	39.339	118.6	16.648	211.2	1:25.727		17	6:15.620	96.0	37.994	130.6	15.814	216.3	7:09.428	
5	32.243	91.1	43.118	113.5	29.525		1:44.886	Pit	18	25.667	109.4	35.240	133.7	15.378	214.7	1:16.285	
6	6:28.237	83.1	41.566	119.3	16.709	213.7	7:26.512		19	25.226	104.9	34.619	133.2	15.501	215.3	1:15.346	
7	28.973	91.7	39.650	125.8	16.101	212.7	1:24.724		20	25.184	110.0	34.375	133.0	15.563	217.3	1:15.122	
8	27.991	99.1	37.109	132.0	16.075	212.2	1:21.175		21	26.999	77.1	37.482	132.2	15.530	215.3	1:20.011	
9	26.332	105.1	38.977	129.8	15.870	213.7	1:21.179		22	25.277	105.7	34.471	132.5	15.475	216.8	1:15.223	
10	29.465	99.5	35.824	131.7	15.690	214.7	1:20.979		23	24.748	111.6	34.488	131.4	15.381	218.9	1:14.617	
11	27.849	101.1	35.866	131.7	15.935	213.7	1:19.650		24	28.960	103.4	34.422	132.5	15.549	206.4	1:18.931	
12	26.768	105.8	35.126	129.6	15.715	214.2	1:17.609										
13	26.085	105.4	34.785	133.0	15.690	213.2	1:16.560										

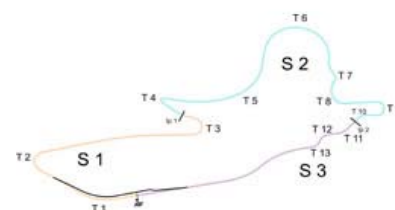


Circuit Length - 2.76 kilometres
Circuit de la ville de Pau
Pau

Weather/Track: Bright 16° /Damp 19°

International Formula Master Free Practice 2 - Best Sector Speeds Report

SECTOR 1				SECTOR 2				SECTOR 3				
POS	NO	NAME	SPEED	LAP	NO	NAME	SPEED	LAP	NO	NAME	SPEED	LAP
1	26	AVILA	114.1	20	40	FERRARA	133.7	18	26	AVILA	220.5	27
2	11	BELLUARDO	112.5	24	12	SANCHEZ LOP	133.2	18	29	CECOTTO JR	220.5	7
3	16	GOETZ	111.6	10	16	GOETZ	133.2	16	8	ANDERSEN	220.0	26
4	40	FERRARA	111.6	23	6	CANTELLI JR	133.0	15	12	SANCHEZ LOP	220.0	17
5	2	FREY	111.1	23	29	CECOTTO JR	133.0	17	21	PROVENZANO	220.0	21
6	18	COSTA	110.9	15	8	ANDERSEN	132.7	8	3	ANNALA	219.5	10
7	15	GATTO	110.2	27	5	MAULINI	132.5	21	5	MAULINI	219.5	15
8	33	DE BRUIJN	110.2	22	26	AVILA	132.4	12	16	GOETZ	219.5	8
9	32	TORRE	109.2	15	15	GATTO	132.2	28	15	GATTO	218.9	22
10	5	MAULINI	108.7	16	24	LLOBEL	131.5	12	40	FERRARA	218.9	23
11	29	CECOTTO JR	108.7	17	33	DE BRUIJN	131.5	25	18	COSTA	218.4	24
12	31	PERSIANI	108.4	23	3	ANNALA	130.9	11	19	RAGUES	218.4	21
13	3	ANNALA	107.9	21	18	COSTA	130.9	17	23	ISOHELLA	218.4	23
14	8	ANDERSEN	107.4	18	21	PROVENZANO	130.9	23	27	GRAVES	218.4	15
15	27	GRAVES	107.3	26	19	RAGUES	130.6	9	2	FREY	217.9	26
16	12	SANCHEZ LOP	106.6	10	2	FREY	130.4	18	11	BELLUARDO	217.9	22
17	23	ISOHELLA	105.8	24	9	PUGLISI	130.4	7	30	MUERMANS	217.9	8
18	19	RAGUES	105.1	21	27	GRAVES	130.1	27	33	DE BRUIJN	217.9	19
19	21	PROVENZANO	104.9	25	11	BELLUARDO	129.8	23	7	VAN DER DRI	216.8	12
20	6	CANTELLI JR	104.8	12	7	VAN DER DRI	127.7	12	31	PERSIANI	216.8	25
21	7	VAN DER DRI	104.1	3	31	PERSIANI	127.1	14	6	CANTELLI JR	216.3	14
22	24	LLOBEL	103.4	10	23	ISOHELLA	127.0	20	24	LLOBEL	215.8	11
23	9	PUGLISI	102.7	10	32	TORRE	124.9	21	9	PUGLISI	215.3	10
24	4	CAMPOS HUL	100.8	8	25	D'AMBROSIO	123.9	3	25	D'AMBROSIO	214.7	6
25	30	MUERMANS	100.8	11	30	MUERMANS	120.9	5	32	TORRE	210.2	21
26	22	CALIENDO	99.1	7	4	CAMPOS HUL	118.6	3	22	CALIENDO	208.8	6
27	25	D'AMBROSIO	93.5	7	22	CALIENDO	118.0	6	4	CAMPOS HUL	207.3	7



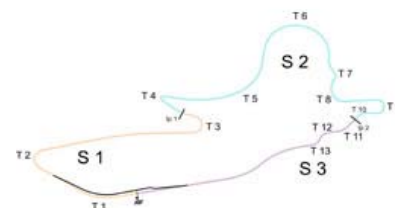
Circuit Length - 2.76 kilometres
Circuit de la ville de Pau
Pau

Weather/Track: Bright 16° /Damp 19°

International Formula Master Free Practice 2 - Best Sector Times Report

POS	SECTOR 1			SECTOR 2			SECTOR 3			NO	NAME	IDEAL/BEST LAP COMPARISON			DIFF
	NO	TIME	LAP	NO	TIME	LAP	NO	TIME	LAP			IDEAL	BEST	LAP	
1	8	24.632	26	16	33.442	18	26	15.223	23	16	GOETZ	1:13.551	1:13.934	18	+ 0.383
2	26	24.647	26	15	33.985	27	16	15.228	15	8	ANDERSEN	1:14.176	1:14.221	26	+ 0.045
3	40	24.748	23	19	34.086	20	31	15.243	22	19	RAGUES	1:14.221	1:14.409	20	+ 0.188
4	27	24.775	27	5	34.109	21	19	15.256	17	26	AVILA	1:14.250	1:14.421	27	+ 0.171
5	2	24.823	28	8	34.211	26	2	15.277	25	5	MAULINI	1:14.320	1:14.320	21	+ 0.000
6	18	24.861	23	31	34.271	27	5	15.306	21	15	GATTO	1:14.400	1:14.750	27	+ 0.350
7	19	24.879	20	3	34.296	20	12	15.311	28	31	PERSIANI	1:14.411	1:14.739	27	+ 0.328
8	16	24.881	22	40	34.375	20	8	15.333	25	40	FERRARA	1:14.501	1:14.617	23	+ 0.116
9	31	24.897	23	26	34.380	27	40	15.378	18	2	FREY	1:14.677	1:14.880	26	+ 0.203
10	5	24.905	21	18	34.401	23	33	15.400	19	29	CECOTTO JR	1:14.902	1:15.341	22	+ 0.439
11	12	24.914	29	29	34.424	19	7	15.414	12	18	COSTA	1:14.907	1:14.951	23	+ 0.044
12	15	24.944	27	33	34.452	24	29	15.422	21	33	DE BRUIJN	1:15.167	1:15.324	24	+ 0.157
13	29	25.056	17	2	34.577	27	15	15.471	22	12	SANCHEZ LO	1:15.188	1:15.558	24	+ 0.370
14	21	25.211	28	21	34.722	27	3	15.500	11	3	ANNALA	1:15.248	1:15.716	21	+ 0.468
15	33	25.315	22	11	34.760	16	21	15.560	27	21	PROVENZAN	1:15.493	1:15.581	27	+ 0.088
16	11	25.392	23	7	34.937	11	24	15.573	11	27	GRAVES	1:15.532	1:15.532	27	+ 0.000
17	6	25.430	16	12	34.963	24	18	15.645	12	11	BELLUARDO	1:15.798	1:16.420	15	+ 0.622
18	3	25.452	21	6	35.023	16	11	15.646	12	7	VAN DER DR	1:15.966	1:16.502	12	+ 0.536
19	24	25.529	14	24	35.061	14	27	15.693	27	24	LLOBEL	1:16.163	1:16.537	14	+ 0.374
20	7	25.615	13	27	35.064	27	6	15.739	10	6	CANTELLI J	1:16.192	1:16.330	16	+ 0.138
21	32	25.915	18	32	35.265	18	23	15.823	22	32	TORRE	1:17.436	1:17.436	18	+ 0.000
22	23	25.922	20	23	36.090	22	9	15.840	9	23	ISOHELLA	1:17.835	1:18.222	22	+ 0.387
23	30	26.023	11	30	36.132	11	30	16.009	10	30	MUERMANS	1:18.164	1:20.332	6	+ 2.168
24	9	26.115	11	9	36.407	10	25	16.187	3	9	PUGLISI	1:18.362	1:18.753	10	+ 0.391
25	25	26.849	7	25	37.686	7	32	16.256	18	25	D'AMBROSI	1:20.722	1:22.790	7	+ 2.068
26	4	28.273	8	22	39.594	6	22	16.474	6	22	CALIENDO	1:24.638	1:24.880	6	+ 0.242
27	22	28.570	7	4	41.004	3	4	16.860	7	4	CAMPOS HU	1:26.137	1:30.097	7	+ 3.960

'Perfect Lap' - 1:13.297



Circuit Length - 2.76 kilometres
Circuit de la ville de Pau
Pau

Weather/Track: Bright 16° /Damp 19°

International Formula Master QUALIFYING 1

POS	NO	CL	DRIVER	NAT	TEAM	TIME	LAPS	GAP	KPH
1	16		Maximilian GOETZ	GER	ISR	1:12.165	12		137.68
2	25		Jerome D'AMBROSIO	BEL	Cram Competition	1:12.554	14	0.389	136.94
3	3		Juho ANNALA	FIN	Jenzer Motorsport	1:12.779	12	0.614	136.52
4	7		Chris VAN DER DRIFT	NED	J.D. Motorsport	1:13.096	13	0.931	135.93
5	19		Pierre RAGUES	FRA	Euronova Racing	1:13.209	13	1.044	135.72
6	33		Nick DE BRUIJN	NED	ADM Motorsport	1:13.213	14	1.048	135.71
7	8		Kasper ANDERSEN	DEN	J.D. Motorsport	1:13.247	13	1.082	135.65
8	5		Nicolas MAULINI	SUI	Iris Project	1:13.409	14	1.244	135.35
9	18		Alberto COSTA	ITA	Euronova Racing	1:13.484	12	1.319	135.21
10	21		Frankie PROVENZANO	ITA	ADM Motorsport	1:13.710	13	1.545	134.79
11	32		Massimo TORRE	ITA	Scuderia Fama	1:13.907	13	1.742	134.43
12	29		Johnny CECOTTO JR	VEN	Ombra Racing	1:13.947	8	1.782	134.36
13	11		Ignazio BELLUARDO	ITA	Promotorsport	1:14.299	11	2.134	133.73
14	14		Giuseppe TERRANOVA	ITA	Alan Racing	1:15.316	6	3.151	131.92
15	27		Tor GRAVES	GBR	Team JVA	1:15.358	11	3.193	131.85

QUALIFICATION MAXIMA 1:17.216

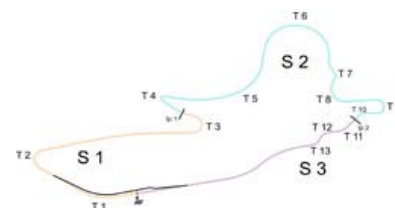
Weather/Track: Sun 17°/Dry 18°

Pau
Circuit Length = 2.7600 km.
Start: 19:12 End: 19:31

Race Director:	Steward:	Timekeeper:
----------------	----------	-------------

International Formula Master Qualifying 1 - Sector Analysis Report

Lap	S1 Time	S1 Spd	S2 Time	S2 Spd	S3 Time	S3 Spd	Lap Time	Pit	Lap	S1 Time	S1 Spd	S2 Time	S2 Spd	S3 Time	S3 Spd	Lap Time	Pit
3 ANNALA						FIN			Jenzer Motorsport								
1	33:01.749	83.1	40.416	91.0	19.063	211.7	34:01.228		8	24.493	106.3	39.139	91.5	16.325	214.7	1:19.957	
2	26.967	86.9	36.109	122.6	16.681	215.8	1:19.757		9	24.821	110.0	33.105	132.5	15.085	216.8	1:13.011	
3	25.590	105.7	34.530	132.4	15.399	217.3	1:15.519		10	24.585	108.7	34.889	123.6	59.998		1:59.472	Pit
4	25.035	109.0	33.914	131.9	15.155	218.4	1:14.104		11	2:22.479	88.8	37.013	122.0	18.302	211.7	3:17.794	
5	24.785	107.6	37.053	124.0	15.598	216.3	1:17.436		12	24.982	105.4	34.354	131.7	15.524	215.3	1:14.860	
6	24.747	109.0	33.390	133.0	15.118	217.3	1:13.255										
7	24.373	109.5	33.106	133.4	15.300	216.3	1:12.779										
5 MAULINI						SUI			Iris Project								
1	32:59.584	87.9	40.282		18.564	211.2	33:58.430		9	24.661	110.7	33.821	133.2	15.290	214.2	1:13.772	
2	27.782	97.6	35.864	111.7	16.598	203.1	1:20.244		10	24.468	110.2	39.662	84.8	16.523	216.3	1:20.653	
3	26.901	106.0	34.723	130.6	15.598	214.7	1:17.222		11	24.422	110.2	33.796	132.2	15.191	215.8	1:13.409	
4	25.035	115.7	33.926	129.8	15.263	215.3	1:14.224		12	24.355	111.4	39.410	89.9	15.744	217.3	1:19.509	
5	24.537	110.2	33.821	135.4	15.320	214.7	1:13.678		13	24.410	113.0	37.557	121.7	15.523	216.8	1:17.490	
6	24.678	109.9	33.940	133.7	15.289	216.3	1:13.907		14	24.449	115.7	39.799	104.0	30.546		1:34.794	Pit
7	24.844	112.1	33.793	132.9	15.392	216.3	1:14.029										
8	24.596	111.4	38.007	85.5	16.457	216.3	1:19.060										
7 VAN DER DRIFT						NED			J.D. Motorsport								
1	34:41.218	73.9	42.977	104.0	17.454	204.5	35:41.649		8	24.593	106.6	33.482	131.9	15.383	216.3	1:13.458	
2	28.606	82.4	36.474	129.1	15.583	214.7	1:20.663		9	24.438	104.4	33.407	131.7	15.438	215.3	1:13.283	
3	27.770	97.2	35.492	131.5	15.398	216.3	1:18.660		10	29.240	74.3	41.024	130.6	15.497	215.8	1:25.761	
4	24.786	109.9	33.841	129.8	15.429		1:14.056		11	24.474	104.4	38.937	132.0	15.185	216.8	1:18.596	
5	24.571	112.3	34.001	129.9	15.254		1:13.826		12	24.318	109.2	33.449	133.7	15.329	215.8	1:13.096	
6	25.814	98.4	36.366	121.6	15.552		1:17.732		13	26.613	93.8	44.661	124.3	15.499	215.8	1:26.773	
7	24.509	107.6	38.811	112.8	15.752	215.8	1:19.072										
8 ANDERSEN						DEN			J.D. Motorsport								
1	34:36.929	88.1	41.722	102.4	16.619	211.7	35:35.270		8	26.768	102.7	34.289	127.4	15.392	214.7	1:16.449	
2	25.935	102.5	35.887	126.8	15.903	215.3	1:17.725		9	24.347	112.1	33.865	127.7	15.375	215.8	1:13.587	
3	24.930	111.2	34.385	129.9	15.459	216.3	1:14.774		10	24.193	109.0	33.772	130.6	15.406	215.3	1:13.371	
4	24.566	106.8	33.694	131.5	15.192	216.8	1:13.452		11	24.590	109.9	35.601	100.2	15.952		1:16.143	
5	24.295	110.2	33.596	133.0	15.356	216.3	1:13.247		12	24.381	112.1	33.788	130.1	15.211	216.8	1:13.380	
6	24.491	110.4	41.060		16.248	215.8	1:21.799		13	24.839	103.5	41.249	124.0	15.657	213.7	1:21.745	
7	24.436	106.8	42.251	103.1	15.784	213.7	1:22.471										
11 BELLUARDO						ITA			Promotorsport								
1	33:15.830	90.3	55.760	110.2	16.690	211.2	34:28.280		7	26.759	101.1	37.555	124.0	59.674		2:03.988	Pit
2	26.051	107.6	36.381	126.4	15.743	214.2	1:18.175		8	1:54.660	99.3	36.846	120.9	15.777	214.7	2:47.283	
3	25.458	110.2	35.241	129.1	15.468	218.9	1:16.167		9	24.959	115.5	34.590	131.7	15.411	213.7	1:14.960	
4	25.603	105.7	34.465	130.6	15.507	216.8	1:15.575		10	24.860	114.1	34.011	131.1	15.428	215.3	1:14.299	
5	24.892	111.8	34.291	132.5	15.673	214.2	1:14.856		11	24.711	117.8	34.294	131.9	15.722	214.7	1:14.727	
6	24.784	111.4	33.921	132.9	15.706	215.3	1:14.411										



Weather/Track: Sun 17°/Dry 18°

Circuit Length - 2.76 kilometres
Circuit de la ville de Pau
Pau

International Formula Master Qualifying 1 - Sector Analysis Report

Lap S1 Time S1 Spd S2 Time S2 Spd S3 Time S3 Spd Lap Time Pit Lap S1 Time S1 Spd S2 Time S2 Spd S3 Time S3 Spd Lap Time Pit

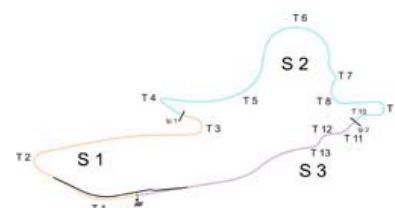
14 TERRANOVA				ITA				Alan Racing							
1	33:36.134	75.3	42.461	79.6	17.376	211.7	34:35.971	5	25.012	109.7	34.685	127.4	17.501	210.7	1:17.198
2	27.251	90.9	36.932	120.2	16.120	213.2	1:20.303	6	25.001	100.4	34.519	126.8	15.796	214.2	1:15.316
3	25.984	100.4	35.892	126.1	15.940	210.7	1:17.816								
4	25.379	104.6	35.261	124.3	15.921	213.7	1:16.561								

16 GOETZ				GER				ISR							
1	34:16.911	81.7	42.594	111.2	18.471	174.4	35:17.976	8	24.314	112.8	33.426	128.8	15.510	217.9	1:13.250
2	32.165	91.9	37.593	128.2	15.929	215.8	1:25.687	9	26.157	101.8	38.417	132.4	15.410	215.8	1:19.984
3	26.177	100.2	40.296	100.7	15.438	216.3	1:21.911	10	24.140	111.4	32.860	134.0	15.165	216.8	1:12.165
4	24.723	106.8	33.175	134.0	15.062	217.9	1:12.960	11	24.173	111.8	36.707	80.3	15.745	218.4	1:16.625
5	24.336	113.0	32.852	134.6	15.054	218.9	1:12.242	12	24.201	110.5	33.043	130.9	15.464	214.7	1:12.708
6	24.234	110.5	38.422		16.058	217.3	1:18.714								
7	24.172	113.0	44.599	94.5	15.620	215.3	1:24.391								

18 COSTA				ITA				Euronova Racing							
1	32:48.880	57.2	43.433	110.7	16.874	206.8	33:49.187	8	24.859	103.2	33.855	133.4	15.418	214.7	1:14.132
2	27.023	102.7	35.596	115.8	16.122	209.7	1:18.741	9	24.579	97.8	33.593	131.5	15.564	215.3	1:13.736
3	24.935	105.4	34.106	130.6	15.542	211.7	1:14.583	10	24.602	105.5	36.883	127.4	15.472	214.2	1:16.957
4	24.781	110.7	34.153	133.2	15.403	213.7	1:14.337	11	24.443	101.9	33.647	133.0	15.394	217.3	1:13.484
5	24.531	110.2	37.622	110.3	1:06.298		2:08.451 Pit	12	24.849	104.4	39.020	113.9	15.678	213.7	1:19.547
6	2:22.313	79.4	44.362	103.4	17.214	192.7	3:23.889								
7	26.565	98.2	35.481	127.7	15.590	210.7	1:17.636								

19 RAGUES				FRA				Euronova Racing							
1	32:52.512	85.4	42.235	123.9	16.584	208.8	33:51.331	8	24.838	105.8	35.731	129.9	24.221		1:24.790 Pit
2	26.741	94.2	35.679	127.7	15.858	213.2	1:18.278	9	1:39.750	98.9	37.821	126.5	15.905	211.2	2:33.476
3	25.335	105.5	34.362	128.4	15.383	214.2	1:15.080	10	25.284	105.2	34.085	132.9	15.429	213.2	1:14.798
4	24.744	108.1	33.939	132.4	15.425	215.8	1:14.108	11	24.872	105.7	36.336	130.1	15.461	214.2	1:16.669
5	24.557	106.0	34.429	129.0	15.589	213.7	1:14.575	12	24.791	105.4	33.548	133.2	15.300	214.2	1:13.639
6	24.837	105.1	33.655	129.6	15.463	214.2	1:13.955	13	24.424	109.2	33.435	129.9	15.350	215.3	1:13.209
7	24.727	103.8	33.581	131.9	15.357	214.2	1:13.665								

21 PROVENZANO				ITA				ADM Motorsport							
1	33:31.767	75.1	45.971	72.0	17.557	208.8	34:35.295	8	1:49.986	93.3	34.986	128.2	15.398	212.7	2:40.370
2	26.503	104.6	35.640	125.0	15.544	215.8	1:17.687	9	24.821	105.1	33.919	132.0	15.409	211.7	1:14.149
3	25.304	97.1	34.718	130.7	15.509	218.4	1:15.531	10	24.594	107.3	33.731	133.7	15.385	212.7	1:13.710
4	28.715	99.4	35.341	131.5	15.495	214.7	1:19.551	11	24.554	107.6	34.020	131.4	15.355	214.7	1:13.929
5	25.096	104.8	34.291	131.9	15.375	213.7	1:14.762	12	24.828	107.1	34.773	102.8	16.249	213.7	1:15.850
6	24.784	103.2	34.150	131.9	15.417	214.2	1:14.351	13	24.986	104.6	37.295	109.3	16.063	214.7	1:18.344
7	24.814	101.4	35.443	109.9	28.772		1:29.029 Pit								



Circuit Length - 2.76 kilometres
Circuit de la ville de Pau
Pau

Weather/Track: Sun 17°/Dry 18°

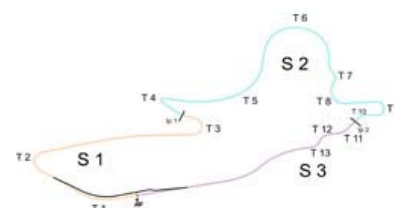
Printed at 19:38, Friday, 01 June, 2007

© MST Systems Ltd, 2005 (www.mstworld.com)

Page 2

International Formula Master Qualifying 1 - Sector Analysis Report

Lap	S1 Time	S1 Spd	S2 Time	S2 Spd	S3 Time	S3 Spd	Lap Time	Pit	Lap	S1 Time	S1 Spd	S2 Time	S2 Spd	S3 Time	S3 Spd	Lap Time	Pit
25 D'AMBROSIO			BEL			Cram Competition											
1	33:19.416	84.3	40.381	112.6	16.333	209.7	34:16.130		9	24.634	108.7	33.594	129.9	15.189	214.7	1:13.417	
2	27.949	90.2	38.851	123.3	16.060	212.2	1:22.860		10	24.570	107.7	33.915	133.2	15.167	214.2	1:13.652	
3	26.768	100.5	36.716	129.3	15.646	213.2	1:19.130		11	24.647	106.9	33.740	132.2	15.132	215.3	1:13.519	
4	26.010	102.1	35.487	128.5	15.496	214.2	1:16.993		12	24.405	110.9	37.548		16.615	215.3	1:18.568	
5	25.115	104.8	34.649	132.4	15.284	213.7	1:15.048		13	24.465	108.4	33.087	135.2	15.002	216.3	1:12.554	
6	24.755	107.6	33.991	132.9	15.205	213.7	1:13.951		14	24.282	107.7	41.948	114.5	15.532	216.8	1:21.762	
7	24.910	107.3	33.662	134.6	15.230	216.8	1:13.802										
8	24.531	107.4	43.926		16.945	213.7	1:25.402										
27 GRAVES			GBR			Team JVA											
1	33:20.245	72.3	46.244	104.8	17.284	209.3	34:23.773		7	24.618	104.9	35.401	129.3	15.657	215.8	1:15.676	
2	27.896	97.4	40.321	93.6	16.842	215.8	1:25.059		8	26.399	105.4	36.274	119.4	1:15.336		2:18.009	Pit
3	25.782	101.2	36.805	113.9	16.206	213.7	1:18.793		9	2:16.509	91.3	41.259	117.4	16.575	213.2	3:14.343	
4	30.999	99.1	38.920	119.0	16.012	215.3	1:25.931		10	25.879	106.5	36.210	125.8	15.784	214.7	1:17.873	
5	25.059	103.7	35.982	121.9	15.957	215.3	1:16.998		11	25.248	106.1	34.680	129.1	15.430	216.8	1:15.358	
6	25.021	106.1	35.234	126.1	15.703	217.3	1:15.958										
29 CECOTTO JR			VEN			Ombra Racing											
1	33:17.592	87.2	37.616	123.9	16.315	208.3	34:11.523		6	24.659	101.1	33.831	131.9	15.457	214.7	1:13.947	
2	26.146	84.0	35.636	124.2	15.773	212.2	1:17.555		7	24.815	98.9	34.168	133.7	15.211	213.7	1:14.194	
3	25.353	98.9	34.998	131.7	15.673	214.7	1:16.024		8	25.272	102.4	35.949	129.1	57.822		1:59.043	Pit
4	25.139	94.1	34.147	132.0	15.575	214.2	1:14.861										
5	24.675	103.8	33.960	134.4	15.444	215.3	1:14.079										
32 TORRE			ITA			Scuderia Fama											
1	32:53.399	85.5	43.834	109.0	20.143	173.0	33:57.376		8	25.083	102.7	38.747	131.5	25.753		1:29.583	Pit
2	30.242	90.6	38.799	122.3	16.237	214.7	1:25.278		9	2:11.758	80.7	40.562	93.0	16.528	212.7	3:08.848	
3	25.762	107.1	36.204	124.2	16.045	213.2	1:18.011		10	25.509	103.8	35.255	129.9	15.715	214.7	1:16.479	
4	25.329	106.8	35.174	129.8	15.685	215.3	1:16.188		11	24.711	113.7	34.046	132.5	15.474	216.8	1:14.231	
5	24.792	110.2	34.500	126.1	15.888	214.2	1:15.180		12	24.497	108.7	33.941	126.2	15.469	214.2	1:13.907	
6	24.767	114.6	34.144	132.2	15.806	212.2	1:14.717		13	24.381	115.9	35.836	129.9	16.088		1:16.305	
7	27.091	100.8	34.659	131.2	15.682	215.8	1:17.432										
33 DE BRUIJN			NED			ADM Motorsport											
1	33:28.812	94.6	47.400	100.9	17.155	210.2	34:33.367		9	24.685	108.2	33.251	134.2	15.277	214.7	1:13.213	
2	26.811	104.1	35.546	124.3	15.843	213.7	1:18.200		10	24.837	111.6	33.382	127.7	15.544	213.7	1:13.763	
3	25.831	102.8	34.447	125.9	15.968	217.9	1:16.246		11	25.192	106.9	33.793	132.4	15.424	215.3	1:14.409	
4	26.306	103.5	34.169	128.2	15.471	216.3	1:15.946		12	24.757	108.7	33.570	132.0	15.379	216.8	1:13.706	
5	25.198	108.2	33.558	134.7	15.306	215.3	1:14.062		13	24.663	109.4	33.561	132.7	15.301	215.8	1:13.525	
6	24.695	110.7	33.263	132.4	15.681	214.7	1:13.639		14	26.152	97.0	40.458	119.5	15.598	215.3	1:22.208	
7	24.531	109.4	39.030	82.9	15.934	215.3	1:19.495										
8	24.775	109.4	37.394	114.4	15.841	213.7	1:18.010										



Circuit Length - 2.76 kilometres
Circuit de la ville de Pau
Pau

Weather/Track: Sun 17° / Dry 18°

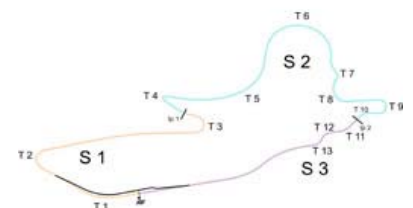
Printed at 19:38, Friday, 01 June, 2007

© MST Systems Ltd, 2005 (www.mstworld.com)

Page 3

International Formula Master Qualifying 1 - Best Sector Speeds Report

SECTOR 1				SECTOR 2				SECTOR 3				
POS	NO	NAME	SPEED	LAP	NO	NAME	SPEED	LAP	NO	NAME	SPEED	LAP
1	11	BELLUARDO	117.8	11	5	MAULINI	135.4	5	11	BELLUARDO	218.9	3
2	32	TORRE	115.9	13	25	D'AMBROSIO	135.2	13	16	GOETZ	218.9	5
3	5	MAULINI	115.7	4	33	DE BRUIJN	134.7	5	3	ANNALA	218.4	4
4	16	GOETZ	113.0	5	16	GOETZ	134.6	5	21	PROVENZANO	218.4	3
5	7	VAN DER DRI	112.3	5	29	CECOTTO JR	134.4	5	33	DE BRUIJN	217.9	3
6	8	ANDERSEN	112.1	9	7	VAN DER DRI	133.7	12	5	MAULINI	217.3	12
7	33	DE BRUIJN	111.6	10	21	PROVENZANO	133.7	10	18	COSTA	217.3	11
8	25	D'AMBROSIO	110.9	12	3	ANNALA	133.4	7	27	GRAVES	217.3	6
9	18	COSTA	110.7	4	18	COSTA	133.4	8	7	VAN DER DRI	216.8	11
10	3	ANNALA	110.0	9	19	RAGUES	133.2	12	8	ANDERSEN	216.8	4
11	14	TERRANOVA	109.7	5	8	ANDERSEN	133.0	5	25	D'AMBROSIO	216.8	7
12	19	RAGUES	109.2	13	11	BELLUARDO	132.9	6	32	TORRE	216.8	11
13	21	PROVENZANO	107.6	11	32	TORRE	132.5	11	19	RAGUES	215.8	4
14	27	GRAVES	106.5	10	27	GRAVES	129.3	7	29	CECOTTO JR	215.3	5
15	29	CECOTTO JR	103.8	5	14	TERRANOVA	127.4	5	14	TERRANOVA	214.2	6



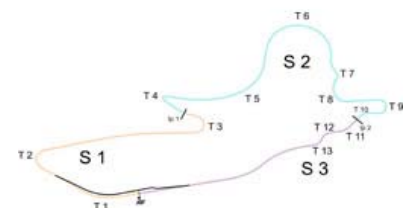
Circuit Length - 2.76 kilometres
Circuit de la ville de Pau
Pau

Weather/Track: Sun 17°/Dry 18°

International Formula Master Qualifying 1 - Best Sector Times Report

POS	SECTOR 1			SECTOR 2			SECTOR 3			NO	NAME	IDEAL/BEST LAP COMPARISON			DIFF
	NO	TIME	LAP	NO	TIME	LAP	NO	TIME	LAP			IDEAL	BEST	LAP	
1	16	24.140	10	16	32.852	5	25	15.002	13	16	GOETZ	1:12.046	1:12.165	10	+ 0.119
2	8	24.193	10	25	33.087	13	16	15.054	5	25	D'AMBROSI	1:12.371	1:12.554	13	+ 0.183
3	25	24.282	14	3	33.105	9	3	15.085	9	3	ANNALA	1:12.563	1:12.779	7	+ 0.216
4	7	24.318	12	33	33.251	9	7	15.185	11	7	VAN DER DR	1:12.910	1:13.096	12	+ 0.186
5	5	24.355	12	7	33.407	9	5	15.191	11	8	ANDERSEN	1:12.981	1:13.247	5	+ 0.266
6	3	24.373	7	19	33.435	13	8	15.192	4	33	DE BRUIJN	1:13.059	1:13.213	9	+ 0.154
7	32	24.381	13	18	33.593	9	29	15.211	7	19	RAGUES	1:13.159	1:13.209	13	+ 0.050
8	19	24.424	13	8	33.596	5	33	15.277	9	5	MAULINI	1:13.339	1:13.409	11	+ 0.070
9	18	24.443	11	21	33.731	10	19	15.300	12	18	COSTA	1:13.430	1:13.484	11	+ 0.054
10	33	24.531	7	5	33.793	7	21	15.355	11	21	PROVENZAN	1:13.640	1:13.710	10	+ 0.070
11	21	24.554	11	29	33.831	6	18	15.394	11	29	CECOTTO JR	1:13.701	1:13.947	6	+ 0.246
12	27	24.618	7	11	33.921	6	11	15.411	9	32	TORRE	1:13.791	1:13.907	12	+ 0.116
13	29	24.659	6	32	33.941	12	27	15.430	11	11	BELLUARDO	1:14.043	1:14.299	10	+ 0.256
14	11	24.711	11	14	34.519	6	32	15.469	12	27	GRAVES	1:14.728	1:15.358	11	+ 0.630
15	14	25.001	6	27	34.680	11	14	15.796	6	14	TERRANOVA	1:15.316	1:15.316	6	+ 0.000

'Perfect Lap' - 1:11.994



Circuit Length - 2.76 kilometres
Circuit de la ville de Pau
Pau

Weather/Track: Sun 17°/Dry 18°

Printed at 19:35, Friday, 01 June, 2007
© MST Systems Ltd, 2005 (www.mstworld.com)

Page 1

International Formula Master QUALIFYING 2

POS	NO	CL	DRIVER	NAT	TEAM	TIME	LAPS	GAP	KPH
1	31		Luca PERSIANI	ITA	Scuderia Fama	1:13.212	14		135.71
2	26		Rodolfo AVILA	MAC	Cram Competition	1:13.299	16	0.087	135.55
3	15		Salvatore GATTO	ITA	Alan Racing	1:13.322	15	0.110	135.51
4	12		Pablo SANCHEZ LOPEZ	MEX	Alan Racing	1:13.487	15	0.275	135.20
5	40		Luigi FERRARA	ITA	Euronova Racing	1:13.812	14	0.600	134.61
6	2		Rahel FREY	SUI	Jenzer Motorsport	1:13.884	16	0.672	134.48
7	9		Marcello PUGLISI	ITA	Promotorsport	1:14.319	14	1.107	133.69
8	4		Oliver CAMPOS HULL	ESP	Iris Project	1:14.447	13	1.235	133.46
9	24		Arturo LLOBEL	ESP	Cram Competition	1:14.479	13	1.267	133.40
10	34		Dominik SCHRAML	GER	ADM Motorsport	1:15.137	10	1.925	132.23
11	22		Michele CALIENDO	ITA	ADM Motorsport	1:15.368	15	2.156	131.83
12	30		Dominick MUERMANS	NED	Ombra Racing	1:15.527	11	2.315	131.55
13	6		Claudio CANTELLI JR	BRA	J.D. Motorsport	1:15.927	9	2.715	130.86
14	23		Sami ISOHELLA	FIN	Team Soderman	1:16.010	15	2.798	130.72

QUALIFICATION MAXIMA 1:18.336

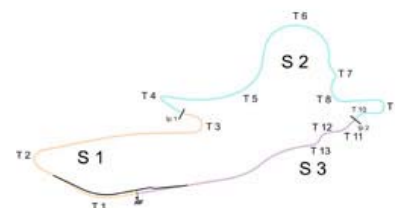
Weather/Track: Bright 16°/Dry 17°

Pau
Circuit Length = 2.7600 km.
Start: 19:40 End: 20:00

Race Director:	Steward:	Timekeeper:
----------------	----------	-------------

International Formula Master Qualifying 2 - Sector Analysis Report

Lap	S1 Time	S1 Spd	S2 Time	S2 Spd	S3 Time	S3 Spd	Lap Time	Pit	Lap	S1 Time	S1 Spd	S2 Time	S2 Spd	S3 Time	S3 Spd	Lap Time	Pit
2 FREY SUI Jenzer Motorsport																	
1	10:53.164	82.3	40.525	120.9	16.389	208.8	11:50.078		10	24.582	115.7	34.021	131.9	15.725	214.2	1:14.328	
2	26.770	96.7	36.699	126.4	15.653	213.7	1:19.122		11	26.249	91.6	36.519	125.2	15.342	217.3	1:18.110	
3	25.450	101.6	35.338	130.1	15.331	215.3	1:16.119		12	26.130	68.6	47.407		16.822	214.2	1:30.359	
4	24.918	107.1	34.529	132.2	15.123	216.3	1:14.570		13	24.981	92.1	34.686	130.1	15.295	215.3	1:14.962	
5	25.053	106.0	34.236	132.9	15.347	214.2	1:14.636		14	24.376	118.8	40.384	90.0	16.627	214.2	1:21.387	
6	24.746	104.3	34.195	133.2	15.487	216.8	1:14.428		15	24.722	114.4	34.261	127.4	16.141	216.3	1:15.124	
7	24.710	110.5	33.999	133.0	15.187	216.8	1:13.896		16	24.766	114.2	33.930	131.1	15.265	217.3	1:13.961	
8	30.430	79.6	41.898	99.2	16.552	215.8	1:28.880										
9	24.766	107.7	33.803	133.0	15.315	216.3	1:13.884										
4 CAMPOS HULL ESP Iris Project																	
1	10:49.192	76.5	45.836	103.2	17.361	200.4	11:52.389		8	25.497	105.7	39.556	96.4	1:03.392		2:08.445	Pit
2	28.611	91.2	40.918	119.7	16.263	212.2	1:25.792		9	2:19.685	82.7	44.090	115.8	16.761	201.3	3:20.536	
3	26.432	98.4	36.045	130.7	15.776	215.3	1:18.253		10	26.763	106.5	35.978	124.7	15.792	213.2	1:18.533	
4	25.539	108.7	35.147	130.9	15.684	215.8	1:16.370		11	25.338	105.4	34.759	131.1	15.325	215.3	1:15.422	
5	25.282	109.9	34.644	131.2	15.603	214.2	1:15.529		12	25.092	105.4	34.131	133.2	15.224	216.3	1:14.447	
6	25.161	113.3	34.603	126.7	15.711	214.2	1:15.475		13	24.955	107.7	34.458	130.1	15.683	211.2	1:15.096	
7	25.316	111.8	35.465	127.6	15.770	212.7	1:16.551										
6 CANTELLI JR BRA J.D. Motorsport																	
1	12:15.246	71.3	49.075	106.2	1:04.213		14:08.534	Pit	6	25.320	96.5	34.870	132.9	15.737		1:15.927	
2	5:04.336	87.1	38.563	124.7	16.156		5:59.055		7	25.183	101.6	36.669	132.2	15.714		1:17.566	
3	26.009	95.7	35.395	130.6	15.829		1:17.233		8	25.452	98.9	34.810	130.7	15.683		1:15.945	
4	25.249	96.0	35.138	132.4	15.635		1:16.022		9	25.020	99.7	35.283	124.3	1:00.229		2:00.532	Pit
5	25.581	97.2	35.244	132.0	15.684		1:16.509										
9 PUGLISI ITA Promotorsport																	
1	10:43.510	87.2	42.598	110.0	16.292	208.8	11:42.400		9	2:00.607	95.8	53.366	128.1	15.847	211.7	3:09.820	
2	26.459	103.4	35.973	127.9	15.926	211.7	1:18.358		10	25.313	103.1	34.458	125.9	15.616	212.2	1:15.387	
3	25.485	104.3	34.595	133.7	15.767	212.2	1:15.847		11	24.772	108.4	35.255	118.9	15.745	214.2	1:15.772	
4	25.217	111.2	34.550	124.7	15.389	214.2	1:15.156		12	26.022	102.7	33.922	127.6	15.410	214.2	1:15.354	
5	25.135	101.9	34.278	130.3	15.531	214.2	1:14.944		13	24.692	113.7	34.218	129.0	15.592	215.3	1:14.502	
6	25.017	105.4	34.763	130.7	16.536	216.3	1:16.316		14	24.534	111.8	34.207	124.9	15.578	214.2	1:14.319	
7	25.117	103.8	34.673	128.5	15.460	214.2	1:15.250										
8	24.824	109.7	35.101	129.3	54.934		1:54.859	Pit									



Weather/Track: Bright 16° /Dry 17°

Circuit Length - 2.76 kilometres
Circuit de la ville de Pau
Pau

International Formula Master Qualifying 2 - Sector Analysis Report

Lap S1 Time S1 Spd S2 Time S2 Spd S3 Time S3 Spd Lap Time Pit Lap S1 Time S1 Spd S2 Time S2 Spd S3 Time S3 Spd Lap Time Pit

12 SANCHEZ LOPEZ

MEX

Alan Racing

1	11:12.516	75.9	47.321	113.2	16.854	209.3	12:16.691	9	24.576	101.9	39.569	132.5	15.352	216.3	1:19.497
2	26.684	94.9	36.855	127.3	15.634	212.7	1:19.173	10	24.552	104.6	34.330	133.9	15.124	216.3	1:14.006
3	25.648	99.7	35.655	131.2	15.520	214.2	1:16.823	11	24.515	103.7	34.909	133.4	15.142	216.8	1:14.566
4	24.892	99.3	34.992	131.2	15.351	214.7	1:15.235	12	24.909	107.4	34.339	121.0	15.891	218.4	1:15.139
5	24.621	104.8	34.246	132.5	15.183	218.4	1:14.050	13	29.980	89.6	37.238	129.6	15.443	215.8	1:22.661
6	25.997	75.3	42.296	130.3	15.560	216.8	1:23.853	14	24.745	104.8	34.224	133.7	15.064	215.3	1:14.033
7	25.052	102.7	34.549	134.9	15.175	216.3	1:14.776	15	24.143	106.3	34.037	135.1	15.307	217.3	1:13.487
8	24.704	106.1	34.388	133.5	15.145	215.3	1:14.237								

15 GATTO

ITA

Alan Racing

1	11:18.231	81.3	44.978	115.9	16.690	208.3	12:19.899	9	24.978	107.3	33.604	133.0	15.424	216.8	1:14.006
2	25.888	100.4	35.609	125.9	15.754	213.2	1:17.251	10	27.208	93.3	34.498	133.4	15.343	213.7	1:17.049
3	25.348	100.6	38.186	129.0	15.769	214.2	1:19.303	11	24.742	106.1	34.805	131.7	15.352	215.8	1:14.899
4	25.064	111.6	34.019	131.1	15.208	215.3	1:14.291	12	24.682	108.7	33.398	133.4	15.242	215.3	1:13.322
5	25.016	106.9	33.647	133.2	15.405	215.8	1:14.068	13	24.736	111.4	35.477	132.2	15.460	215.8	1:15.673
6	24.820	103.5	33.902	132.2	15.508	214.2	1:14.230	14	24.715	93.7	36.194	127.0	15.438	218.9	1:16.347
7	25.073	102.5	34.016	133.2	15.489	216.3	1:14.578	15	24.865	103.7	37.561	124.9	15.696	212.2	1:18.122
8	28.670	90.2	43.015	130.6	15.658	214.2	1:27.343								

22 CALIENDO

ITA

ADM Motorsport

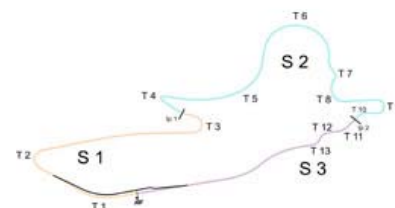
1	11:31.612	79.2	42.176	113.5	16.720	206.4	12:30.508	9	25.927	100.1	34.940	124.9	15.724	210.7	1:16.591
2	27.860	98.2	37.051	122.3	16.493	207.8	1:21.404	10	25.405	103.0	53.637	125.8	15.789	213.2	1:34.831
3	26.350	107.3	36.169	126.1	15.897	210.2	1:18.416	11	25.359	103.5	35.060	131.9	15.629	212.2	1:16.048
4	25.815	113.9	35.648	122.0	15.930	209.7	1:17.393	12	25.520	102.1	34.802	131.5	15.679	213.2	1:16.001
5	25.947	104.8	35.348	124.2	16.117	210.2	1:17.412	13	25.366	102.5	34.656	131.4	15.427	213.7	1:15.449
6	25.599	106.8	35.531	114.8	17.615	208.3	1:18.745	14	25.173	103.0	34.519	132.7	15.676	213.7	1:15.368
7	25.562	103.5	34.875	130.3	15.629	212.7	1:16.066	15	25.129	102.7	34.865	123.9	15.878	207.3	1:15.872
8	25.394	109.0	35.297	130.4	15.645	214.2	1:16.336								

23 ISOHELLA

FIN

Team Soderman

1	11:44.469	76.5	42.986	100.6	17.293	205.9	12:44.748	9	25.198	107.3	35.253	131.5	15.696	215.3	1:16.147
2	28.210	91.7	38.155	111.0	16.429	212.7	1:22.794	10	27.989		40.898	113.2	16.756	215.8	1:25.643
3	26.419	102.7	36.347	129.3	15.945	212.2	1:18.711	11	26.110	86.9	39.461	122.3	16.538	212.2	1:22.109
4	25.753	106.8	37.346	125.0	15.931	215.3	1:19.030	12	25.488	87.8	38.700	122.7	15.843	215.8	1:20.031
5	25.463	106.0	34.845	131.7	15.939	216.3	1:16.247	13	25.514	98.3	40.608	125.3	15.772	215.8	1:21.894
6	25.602	104.0	37.702	124.2	15.749	215.8	1:19.053	14	25.380	106.5	35.464	107.9	17.580	214.2	1:18.424
7	25.405	104.8	34.801	126.7	15.804	215.3	1:16.010	15	25.392	102.8	34.865	131.1	15.843	215.3	1:16.100
8	25.257	108.9	34.924	129.1	15.906	214.7	1:16.087								



Circuit Length - 2.76 kilometres
Circuit de la ville de Pau
Pau

Weather/Track: Bright 16° /Dry 17°

Printed at 20:06, Friday, 01 June, 2007

© MST Systems Ltd, 2005 (www.mstworld.com)

Page 2

International Formula Master Qualifying 2 - Sector Analysis Report

Lap S1 Time S1 Spd S2 Time S2 Spd S3 Time S3 Spd Lap Time Pit Lap S1 Time S1 Spd S2 Time S2 Spd S3 Time S3 Spd Lap Time Pit

24 LLOBEL

ESP

Cram Competition

1	11:02.513	80.4	44.509	108.1	16.743	211.2	12:03.765	8	24.906	107.9	34.099	126.7	15.935	212.2	1:14.940
2	26.859	93.8	37.345	112.7	16.048	212.2	1:20.252	9	25.068	102.2	38.023	129.0	15.693	211.7	1:18.784
3	27.457	101.1	36.116	129.3	15.743	210.7	1:19.316	10	25.348	109.7	33.989	133.0	15.447	212.2	1:14.784
4	25.887	100.5	34.898	131.7	15.722	210.7	1:16.507	11	24.928	109.4	38.115		16.418	214.2	1:19.461
5	25.378	104.9	34.448	127.1	15.666	212.2	1:15.492	12	25.004	100.2	35.629	113.4	16.076	214.7	1:16.709
6	25.002	105.7	33.985	130.7	15.492	213.2	1:14.479	13	24.999	101.2	34.808	130.7	15.828	189.8	1:15.635
7	25.255	106.0	34.070	133.0	15.353	215.3	1:14.678								

26 AVILA

MAC

Cram Competition

1	10:59.125	90.6	47.017	108.3	16.223	213.2	12:02.365	10	24.428	112.6	33.975	130.3	15.235	220.0	1:13.638
2	26.811	105.8	36.434	125.2	15.913		1:19.158	11	28.057	86.1	37.704	130.1	15.140		1:20.901
3	25.574	110.9	35.336	125.0	15.716	215.3	1:16.626	12	25.414	72.4	37.322	127.9	15.403	216.8	1:18.139
4	25.242	107.3	34.870	129.5	15.452	219.5	1:15.564	13	24.647	94.1	36.196	128.5	15.260	216.3	1:16.103
5	24.887	105.5	44.138	72.0	16.226	218.4	1:25.251	14	24.401	115.3	38.366	127.4	15.285	218.9	1:18.052
6	24.735	111.4	34.388	127.7	15.367	216.8	1:14.490	15	24.298	111.9	34.229	121.3	15.882	217.9	1:14.409
7	24.495	115.3	34.035	128.2	15.099	218.9	1:13.629	16	24.172	115.7	33.862	130.3	15.265	218.9	1:13.299
8	24.556	117.6	38.898	123.0	15.454	215.8	1:18.908								
9	24.493	117.4	34.393	125.5	15.258	216.3	1:14.144								

30 MUERMANS

NED

Ombra Racing

1	10:58.000	78.3	41.900	111.9	16.545	209.7	11:56.445	7	25.390	105.5	34.567	128.8	15.670	211.7	1:15.627
2	26.640	92.7	48.498		18.135	209.7	1:33.273	8	25.315	110.5	36.464	118.0	27.803		1:29.582 Pit
3	26.672	95.8	35.871	122.9	15.998	210.7	1:18.541	9	1:55.084	87.4	59.194	111.4	16.701	210.2	3:10.979
4	25.764	104.1	35.241	130.9	15.957	210.2	1:16.962	10	27.323	99.0	38.584	106.2	16.550	211.2	1:22.457
5	25.609	103.5	34.303	124.0	15.615	213.7	1:15.527	11	26.012	90.3	37.608	117.8	16.030	211.2	1:19.650
6	25.392	105.8	34.437	123.9	15.768	214.2	1:15.597								

31 PERSIANI

ITA

Scuderia Fama

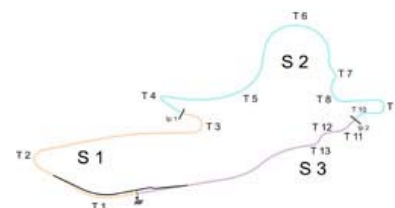
1	10:41.448	93.2	40.579	107.4	16.633	209.7	11:38.660	9	27.072	95.3	36.655	121.6	15.523	213.2	1:19.250
2	27.191	97.9	36.612	123.7	15.768	211.7	1:19.571	10	24.951	104.4	35.086	124.3	15.471	213.7	1:15.508
3	25.196	105.8	34.763	125.3	15.476	212.2	1:15.435	11	24.618	104.4	33.931	126.5	15.304	216.8	1:13.853
4	24.834	105.7	34.257	124.3	15.416	216.3	1:14.507	12	24.682	102.1	35.157	128.7	15.442	215.3	1:15.281
5	24.552	102.7	35.901	118.9	15.641	213.2	1:16.094	13	24.370	107.7	33.684	128.2	15.279	215.8	1:13.333
6	24.491	104.4	33.965	127.9	15.307	215.8	1:13.763	14	24.309	107.6	33.596	128.2	15.307	215.3	1:13.212
7	25.528	95.3	36.017	124.2	1:03.705		2:05.250 Pit								
8	2:30.539	87.1	39.179	116.3	16.234	205.9	3:25.952								

34 SCHRAML

GER

ADM Motorsport

1	11:38.066	84.2	40.907	105.5	17.756	209.7	12:36.729	7	25.258	107.6	34.222	130.4	15.657	214.7	1:15.137
2	27.373	101.6	36.751	121.5	16.353	212.2	1:20.477	8	25.526	113.3	34.983	128.8	16.493	213.2	1:17.002
3	26.003	105.1	35.189	129.1	16.432	205.4	1:17.624	9	25.504	110.0	34.300	131.2	15.597	215.8	1:15.401
4	25.728	106.9	34.938	127.4	15.983	214.2	1:16.649	10	26.115	96.5	52.898	128.4	15.906	215.8	1:34.919
5	25.186	105.5	34.686	129.9	16.120	214.7	1:15.992								
6	25.373	108.9	34.447	131.5	15.958	213.7	1:15.778								



Circuit Length - 2.76 kilometres
Circuit de la ville de Pau
Pau

Weather/Track: Bright 16° /Dry 17°

Printed at 20:06, Friday, 01 June, 2007

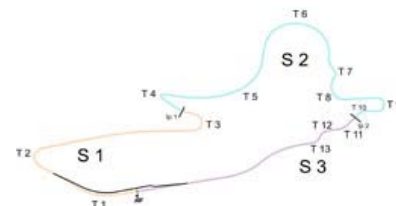
© MST Systems Ltd, 2005 (www.mstworld.com)

Page 3

International Formula Master Qualifying 2 - Sector Analysis Report

Lap S1 Time S1 Spd S2 Time S2 Spd S3 Time S3 Spd Lap Time Pit Lap S1 Time S1 Spd S2 Time S2 Spd S3 Time S3 Spd Lap Time Pit

40 FERRARA							ITA			Euronova Racing						
1	10:56.634	90.6	42.344	125.8	16.284	210.2	11:55.262	9	25.583	106.9	34.299	134.2	15.428	213.7	1:15.310	
2	26.365	100.1	39.058	130.9	15.773	212.2	1:21.196	10	24.572	108.1	33.989	132.9	15.499	215.8	1:14.060	
3	25.322	103.1	34.723	133.9	15.584	213.7	1:15.629	11	24.687	110.5	36.857	117.3	15.637	214.7	1:17.181	
4	24.837	107.4	34.282	132.4	15.353	214.7	1:14.472	12	24.678	106.1	34.859	133.4	15.435	215.8	1:14.972	
5	24.665	106.5	34.299	133.0	15.363	215.8	1:14.327	13	24.360	110.7	39.353	131.1	15.535	216.3	1:19.248	
6	24.640	106.3	33.827	134.9	15.345	216.8	1:13.812	14	24.489	108.4	34.118	133.0	15.732	211.2	1:14.339	
7	24.472	113.9	34.113	133.9	24.563		1:23.148 Pit									
8	2:00.837	96.9	36.643	127.0	15.635	214.2	2:53.115									



Circuit Length - 2.76 kilometres
Circuit de la ville de Pau
Pau

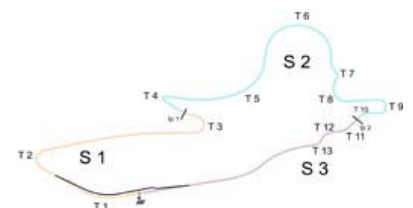
Weather/Track: Bright 16° /Dry 17°

Printed at 20:06, Friday, 01 June, 2007

© MST Systems Ltd, 2005 (www.mstworld.com)

International Formula Master Qualifying 2 - Best Sector Speeds Report

SECTOR 1				SECTOR 2				SECTOR 3				
POS	NO	NAME	SPEED	LAP	NO	NAME	SPEED	LAP	NO	NAME	SPEED	LAP
1	2	FREY	118.8	14	12	SANCHEZ LOP	135.1	15	26	AVILA	220.0	10
2	26	AVILA	117.6	8	40	FERRARA	134.9	6	15	GATTO	218.9	14
3	22	CALIENDO	113.9	4	9	PUGLISI	133.7	3	12	SANCHEZ LOP	218.4	5
4	40	FERRARA	113.9	7	15	GATTO	133.4	10	2	FREY	217.3	11
5	9	PUGLISI	113.7	13	2	FREY	133.2	6	31	PERSIANI	216.8	11
6	4	CAMPOS HUL	113.3	6	4	CAMPOS HUL	133.2	12	40	FERRARA	216.8	6
7	34	SCHRAML	113.3	8	24	LLOBEL	133.0	7	4	CAMPOS HUL	216.3	12
8	15	GATTO	111.6	4	6	CANTELLI JR	132.9	6	9	PUGLISI	216.3	6
9	30	MUERMANS	110.5	8	22	CALIENDO	132.7	14	23	ISOHELLA	216.3	5
10	24	LLOBEL	109.7	10	23	ISOHELLA	131.7	5	34	SCHRAML	215.8	9
11	23	ISOHELLA	108.9	8	34	SCHRAML	131.5	6	24	LLOBEL	215.3	7
12	31	PERSIANI	107.7	13	30	MUERMANS	130.9	4	22	CALIENDO	214.2	8
13	12	SANCHEZ LOP	107.4	12	26	AVILA	130.3	10	30	MUERMANS	214.2	6
14	6	CANTELLI JR	101.6	7	31	PERSIANI	128.7	12				



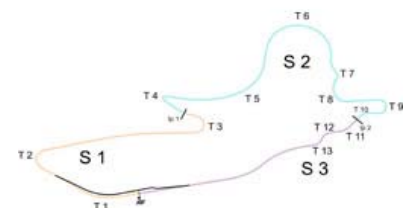
Circuit Length - 2.76 kilometres
Circuit de la ville de Pau
Pau

Weather/Track: Bright 16° /Dry 17°

International Formula Master Qualifying 2 - Best Sector Times Report

POS	SECTOR 1			SECTOR 2			SECTOR 3			NO	NAME	IDEAL/BEST LAP COMPARISON			
	NO	TIME	LAP	NO	TIME	LAP	NO	TIME	LAP			IDEAL	BEST	LAP	DIFF
1	12	24.143	15	15	33.398	12	12	15.064	14	26	AVILA	1:13.133	1:13.299	16	+ 0.166
2	26	24.172	16	31	33.596	14	26	15.099	7	31	PERSIANI	1:13.184	1:13.212	14	+ 0.028
3	31	24.309	14	2	33.803	9	2	15.123	4	12	SANCHEZ LO	1:13.244	1:13.487	15	+ 0.243
4	40	24.360	13	40	33.827	6	15	15.208	4	15	GATTO	1:13.288	1:13.322	12	+ 0.034
5	2	24.376	14	26	33.862	16	4	15.224	12	2	FREY	1:13.302	1:13.884	9	+ 0.582
6	9	24.534	14	9	33.922	12	31	15.279	13	40	FERRARA	1:13.532	1:13.812	6	+ 0.280
7	15	24.682	12	24	33.985	6	40	15.345	6	9	PUGLISI	1:13.845	1:14.319	14	+ 0.474
8	24	24.906	8	12	34.037	15	24	15.353	7	24	LLOBEL	1:14.244	1:14.479	6	+ 0.235
9	4	24.955	13	4	34.131	12	9	15.389	4	4	CAMPOS HU	1:14.310	1:14.447	12	+ 0.137
10	6	25.020	9	34	34.222	7	22	15.427	13	34	SCHRAML	1:15.005	1:15.137	7	+ 0.132
11	22	25.129	15	30	34.303	5	34	15.597	9	22	CALIENDO	1:15.075	1:15.368	14	+ 0.293
12	34	25.186	5	22	34.519	14	30	15.615	5	30	MUERMANS	1:15.233	1:15.527	5	+ 0.294
13	23	25.198	9	23	34.801	7	6	15.635	4	6	CANTELLI J	1:15.465	1:15.927	6	+ 0.462
14	30	25.315	8	6	34.810	8	23	15.696	9	23	ISOHELLA	1:15.695	1:16.010	7	+ 0.315


'Perfect Lap' - 1:12.605



Circuit Length - 2.76 kilometres
Circuit de la ville de Pau
Pau

Weather/Track: Bright 16° / Dry 17°

International Formula Master GRID FOR RACE 1

ROW 15	27	GRAVES		23	ISOHELLA
ROW 14	14	TERRANOVA		6	CANTELLI JR
ROW 13	11	BELLUARDO		30	MUERMANS
ROW 12	29	CECOTTO JR		22	CALIENDO
ROW 11	32	TORRE		34	SCHRAML
ROW 10	21	PROVENZANO		24	LLOBEL
ROW 9	18	COSTA		4	CAMPOS HULL
ROW 8	40	FERRARA		5	MAULINI
ROW 7	9	PUGLISI		8	ANDERSEN
ROW 6	2	FREY		33	DE BRUIJN
ROW 5	19	RAGUES		12	SANCHEZ LOPEZ
ROW 4	7	VAN DER DRIFT		15	GATTO
ROW 3	3	ANNALA		26	AVILA
ROW 2	25	D'AMBROSIO		31	PERSIANI
ROW 1	16	GOETZ			
POLE					
					

Car 40 drop 5 grid positions - Stewards Decision 01 refers
Weather/Track:

Pau
Circuit Length = 2.7600 km.

Race Director:

Steward:

Timekeeper:

International Formula Master RACE CLASSIFICATION - RACE 1

POS	NO	CL	DRIVER	NAT	TEAM	TIME	LAPS	GAP	KPH	BEST
1	7		Chris VAN DER DRIFT	NED	J.D. Motorsport	34:48.995	25		118.99	1:13.449
2	16		Maximilian GOETZ	GER	ISR	34:50.674	25	1.679	118.89	1:13.349
3	25		Jerome D'AMBROSIO	BEL	Cram Competition	34:56.278	25	7.283	118.58	1:13.424
4	3		Juho ANNALA	FIN	Jenzer Motorsport	35:01.762	25	12.767	118.27	1:13.701
5	15		Salvatore GATTO	ITA	Alan Racing	35:04.384	25	15.389	118.12	1:13.942
6	33		Nick DE BRUIJN	NED	ADM Motorsport	35:08.648	25	19.653	117.88	1:14.035
7	2		Rahel FREY	SUI	Jenzer Motorsport	35:10.528	25	21.533	117.78	1:14.410
8	12		Pablo SANCHEZ LOPEZ	MEX	Alan Racing	35:12.019	25	23.024	117.69	1:13.695
9	18		Alberto COSTA	ITA	Euronova Racing	35:14.527	25	25.532	117.55	1:14.275
10	29		Johnny CECOTTO JR	VEN	Ombra Racing	35:15.449	25	26.454	117.50	1:13.739
11	4		Oliver CAMPOS HULL	ESP	Iris Project	35:18.340	25	29.345	117.34	1:14.114
12	19		Pierre RAGUES	FRA	Euronova Racing	35:31.359	25	42.364	116.63	1:14.151
13	32		Massimo TORRE	ITA	Scuderia Fama	35:42.619	25	53.624	116.01	1:14.506
14	11		Ignazio BELLUARDO	ITA	Promotorsport	35:42.729	25	53.734	116.01	1:14.840
15	34		Dominik SCHRAML	GER	ADM Motorsport	35:46.920	25	57.925	115.78	1:15.626
16	6		Claudio CANTELLI JR	BRA	J.D. Motorsport	35:43.547	24	1 LAP	111.33	1:14.709
17	14		Giuseppe TERRANOVA	ITA	Alan Racing	34:57.106	23	2 LAPS	109.05	1:14.936

NOT CLASSIFIED

27			Tor GRAVES	GBR	Team JVA	25:06.632	17	D.N.F.	112.23	1:14.627
31			Luca PERSIANI	ITA	Scuderia Fama	16:15.897	13	D.N.F.	132.54	1:13.789
23			Sami ISOHELLA	FIN	Team Soderman	15:34.505	12	D.N.F.	127.78	1:14.868
8			Kasper ANDERSEN	DEN	J.D. Motorsport	12:44.403	10	D.N.F.	130.21	1:14.026
26			Rodolfo AVILA	MAC	Cram Competition	11:46.970	9	D.N.F.	126.74	1:13.540
9			Marcello PUGLISI	ITA	Promotorsport	10:17.158	8	D.N.F.	129.08	1:14.538
30			Dominick MUERMANS	NED	Ombra Racing	6:40.903	5	D.N.F.	124.36	1:14.807
24			Arturo LLOBEL	ESP	Cram Competition	4:20.786	3	D.N.F.	114.99	1:16.489
22			Michele CALIENDO	ITA	ADM Motorsport	1:37.648	1	D.N.F.	103.59	1:37.648
40			Luigi FERRARA	ITA	Euronova Racing	1:46.446	1	D.N.F.	95.03	
5			Nicolas MAULINI	SUI	Iris Project	1:46.979	1	D.N.F.	94.56	
21			Frankie PROVENZANO	ITA	ADM Motorsport		0	D.N.F.	N/A	

FASTEST LAP

16			Maximilian GOETZ	ISR		1:13.349	5	135.46kph	84.17mph
----	--	--	------------------	-----	--	----------	---	-----------	----------

Weather/Track: Sun 17°/Dry 39°

Pau
Circuit Length = 2.7600 km.
Start: 12:37 End: 13:12

Race Director:	Steward:	Timekeeper:
----------------	----------	-------------

International Formula Master

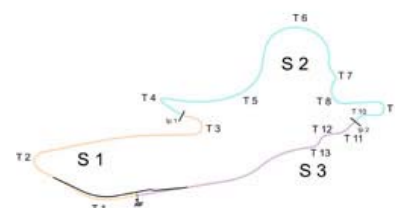
Race 1 - Sector Analysis Report

Lap S1 Time S1 Spd S2 Time S2 Spd S3 Time S3 Spd Lap Time Pit Lap S1 Time S1 Spd S2 Time S2 Spd S3 Time S3 Spd Lap Time Pit

2 FREY						SUI Jenzer Motorsport								
1	36.375	85.3	37.407	126.1	15.480	215.8	1:29.262	14	27.307	92.0	38.107	109.4	28.268	1:33.682
2	25.516	100.1	34.590	130.3	15.343	217.9	1:15.449	15	50.584	60.5	54.722		36.855	2:22.161
3	24.887	101.6	35.571	131.2	15.424	218.9	1:15.882	16	52.708	71.9	52.809		28.587	2:14.104
4	24.813	109.4	34.307	130.6	15.290	218.4	1:14.410	17	52.846	64.7	58.958		30.325	2:22.129
5	24.998	101.6	34.633	126.8	15.214	221.1	1:14.845	18	26.695	91.0	35.353	126.1	15.501	1:17.549
6	24.960	94.4	34.519	129.3	15.272	219.5	1:14.751	19	25.489	102.8	34.833	129.0	15.427	1:15.749
7	24.830	103.4	35.519	130.9	15.334	218.4	1:15.683	20	25.687	99.1	36.190	128.7	15.635	1:17.512
8	24.833	103.2	35.398	126.7	15.390	215.3	1:15.621	21	25.461	106.6	34.746	130.7	15.301	1:15.508
9	25.085	108.7	34.513	129.6	15.667	215.8	1:15.265	22	25.856	106.5	34.679	130.6	15.442	1:15.977
10	24.890	113.3	34.890	129.0	15.376	215.8	1:15.156	23	25.438	106.3	34.699	130.9	15.515	1:15.652
11	24.713	108.5	35.003	128.5	15.296	215.3	1:15.012	24	25.161	105.4	34.613	130.1	15.325	1:15.099
12	24.948	108.9	34.323	131.1	15.339	217.9	1:14.610	25	24.968	109.2	34.617	127.4	15.227	1:14.812
13	24.946	113.3	34.284	130.3	15.418	214.7	1:14.648							

3 ANNALA						FIN Jenzer Motorsport								
1	34.002	88.5	35.381	128.8	15.699	217.9	1:25.082	14	27.362	102.5	38.605	94.4	31.469	1:37.436
2	25.471	95.2	35.200	130.4	15.427	220.5	1:16.098	15	50.516	64.0	55.409		35.205	2:21.130
3	25.047	102.8	35.942	132.5	15.237	220.5	1:16.226	16	54.005	67.5	53.872		28.226	2:16.103
4	24.876	103.8	34.085	131.9	15.230	221.1	1:14.191	17	51.334	60.4	1:00.323		31.890	2:23.547
5	24.809	106.5	33.751	130.1	15.330	220.0	1:13.890	18	26.213	99.0	34.845	130.4	15.449	1:16.507
6	24.759	106.6	33.687	130.4	15.255	218.9	1:13.701	19	25.215	105.4	34.220	130.4	15.288	1:14.723
7	24.718	108.1	35.302	131.9	15.219	218.4	1:15.239	20	25.098	104.0	34.359	129.1	15.352	1:14.809
8	24.844	104.8	33.873	131.2	15.363	217.3	1:14.080	21	25.196	103.8	34.060	128.8	16.662	1:15.918
9	24.911	108.2	34.433	130.9	15.302	217.9	1:14.646	22	25.454	106.8	34.146	127.9	15.421	1:15.021
10	24.781	108.7	35.063	123.0	15.462	216.3	1:15.306	23	25.412	103.4	34.215	130.1	15.412	1:15.039
11	25.058	104.4	34.279	129.5	15.371	217.3	1:14.708	24	25.115	103.1	34.251	129.1	15.433	1:14.799
12	24.962	104.3	34.036	128.7	15.338	218.4	1:14.336	25	25.073	105.8	34.507	130.1	15.590	1:15.170
13	24.913	104.8	33.829	128.7	15.315	217.9	1:14.057							

4 CAMPOS HULL						ESP Iris Project								
1	37.975	88.8	40.277	127.9	15.580	213.2	1:33.832	14	30.090	84.0	40.134	111.0	23.855	1:34.079
2	24.925	107.1	34.262	131.2	15.487	216.3	1:14.674	15	48.881	59.5	53.358		37.850	2:20.089
3	24.609	109.7	34.743	130.6	15.315	218.4	1:14.667	16	53.045	56.6	52.609	95.6	29.094	2:14.748
4	24.645	106.9	34.211	129.3	15.258	219.5	1:14.114	17	52.335	68.2	57.979		29.073	2:19.387
5	24.943	105.5	34.264	130.6	15.326	221.6	1:14.533	18	27.480	98.4	35.989	129.1	15.466	1:18.935
6	24.968	104.9	35.845	126.4	15.842	217.9	1:16.655	19	25.036	104.4	34.963	128.2	15.689	1:15.688
7	25.019	106.3	35.686	131.2	15.396	217.3	1:16.101	20	25.338	98.7	35.597	127.6	15.790	1:16.725
8	24.858	104.6	34.292	131.7	15.438	218.4	1:14.588	21	25.634	104.9	35.652	122.9	15.545	1:16.831
9	25.019	106.8	34.978	127.0	15.955	216.8	1:15.952	22	25.986	104.8	35.439	129.1	15.656	1:17.081
10	24.957	103.0	34.931	130.4	15.442	217.9	1:15.330	23	27.499	105.2	35.516	129.9	15.571	1:18.586
11	24.899	105.5	34.793	126.2	15.314	217.9	1:15.006	24	25.083	100.8	34.655	129.8	16.143	1:15.881
12	24.804	102.8	34.453	129.8	15.374	218.9	1:14.631	25	25.263	106.6	34.679	129.0	15.524	1:15.466
13	24.846	102.4	34.442	129.3	15.473	197.3	1:14.761							



Circuit Length - 2.76 kilometres
Circuit de la ville de Pau
Pau

Weather/Track: Sun 17° / Dry 39°

Printed at 13:17, Saturday, 02 June, 2007

© MST Systems Ltd, 2005 (www.mstworld.com)

Page 1

International Formula Master

Race 1 - Sector Analysis Report

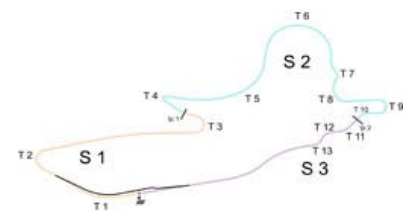
Lap S1 Time S1 Spd S2 Time S2 Spd S3 Time S3 Spd Lap Time Pit Lap S1 Time S1 Spd S2 Time S2 Spd S3 Time S3 Spd Lap Time Pit

5 MAULINI SUI Iris Project												
1	37.268	86.8	43.232	111.9	26.479		1:46.979	Pit				

6 CANTELLI JR BRA J.D. Motorsport																
1	2:15.037	86.0	37.606	127.1	16.491	213.2	3:09.134		14	32.137	88.3	50.462	100.2	41.240	2:03.839	
2	25.798	100.0	34.977	131.5	15.672	217.3	1:16.447		15	52.660	77.0	50.172	105.2	32.013	2:14.845	
3	25.207	101.1	34.644	133.7	15.749	215.3	1:15.600		16	49.719	73.4	54.675		29.761	169.1	2:14.155
4	25.094	101.9	34.115	132.5	15.500	217.3	1:14.709		17	27.484	94.4	43.375	132.2	15.593	216.3	1:26.452
5	24.687	103.1	35.626	133.2	15.618	215.3	1:15.931		18	26.491	96.7	35.544	129.0	16.115	208.3	1:18.150
6	25.076	97.9	34.766	132.7	15.631	216.8	1:15.473		19	26.019	101.2	34.432	134.0	15.570	214.7	1:16.021
7	24.963	101.5	34.430	133.2	15.419	217.9	1:14.812		20	25.816	99.8	35.690	122.0	16.380	215.8	1:17.886
8	24.951	103.4	35.152	125.6	15.757	217.3	1:15.860		21	26.745	91.8	36.225	127.6	16.686	202.7	1:19.656
9	25.090	99.8	34.574	131.9	15.479	218.4	1:15.143		22	26.218	94.7	36.838	124.0	15.925	217.3	1:18.981
10	25.057	98.0	35.384	132.9	15.642	217.3	1:16.083		23	26.318	98.6	36.476	126.8	15.523	220.0	1:18.317
11	25.222	99.0	34.596	131.2	15.831	218.4	1:15.649		24	26.923	93.8	36.523	130.9	15.811	216.3	1:19.257
12	25.200	101.9	34.904	126.2	16.265	152.5	1:16.369									
13	36.525	81.2	40.899	115.3	17.354	148.2	1:34.778									

7 VAN DER DRIFT NED J.D. Motorsport																
1	32.619	103.0	35.568	126.4	15.648	219.5	1:23.835		14	25.997	108.4	41.739		30.956	1:38.692	
2	25.429	107.4	34.047	129.8	15.272	218.9	1:14.748		15	51.253	66.1	55.694	75.9	34.259	2:21.206	
3	24.822	104.1	34.852	132.0	15.202	220.0	1:14.876		16	54.507	61.9	54.235	74.2	28.473	2:17.215	
4	24.722	103.1	33.901	128.8	14.972	221.1	1:13.595		17	49.464	67.1	1:01.825		31.995	179.2	2:23.284
5	24.647	102.7	33.881	133.0	15.195	220.0	1:13.723		18	25.645	106.9	34.105	132.2	15.298	214.2	1:15.048
6	24.690	104.4	33.968	128.1	15.377	219.5	1:14.035		19	24.723	111.4	33.692	131.9	15.189	215.3	1:13.604
7	24.500	100.9	34.558	131.7	15.261	218.9	1:14.319		20	24.857	108.9	33.835	131.2	15.291	215.8	1:13.983
8	24.774	105.4	34.070	129.6	15.170	218.9	1:14.014		21	24.729	106.0	33.796	126.4	15.589	214.2	1:14.114
9	25.141	107.7	34.048	126.4	15.246	219.5	1:14.435		22	24.742	110.4	33.701	132.0	15.400	215.3	1:13.843
10	25.253	107.7	35.227	125.3	15.281	222.2	1:15.761		23	24.780	109.2	33.551	130.6	15.335	216.3	1:13.666
11	26.279	106.9	34.360	130.6	15.314	217.9	1:15.953		24	24.661	109.7	33.613	131.2	15.306	215.8	1:13.580
12	24.399	105.8	33.893	127.7	15.157	221.1	1:13.449		25	24.708	107.3	34.159	127.6	15.290	218.4	1:14.157
13	24.645	104.8	34.036	131.1	15.179	220.0	1:13.860									

8 ANDERSEN DEN J.D. Motorsport																
1	35.880	85.0	36.906	123.0	15.542	215.3	1:28.328		7	24.599	103.0	35.646	127.3	15.444	216.8	1:15.689
2	24.777	105.1	34.753	129.5	15.294	220.0	1:14.824		8	24.457	104.6	34.293	128.2	15.276	216.8	1:14.026
3	24.851	97.1	36.103	129.6	15.286	220.0	1:16.240		9	24.424	108.4	35.801	127.1	15.530	217.3	1:15.755
4	24.786	102.5	34.235	129.8	15.238	223.3	1:14.259		10	24.652	103.7	34.851	130.7	15.609	215.8	1:15.112
5	25.948	99.7	34.462	128.1	15.435	218.9	1:15.845									
6	24.520	104.6	34.508	128.2	15.297	218.9	1:14.325									



Circuit Length - 2.76 kilometres
Circuit de la ville de Pau
Pau

Weather/Track: Sun 17° / Dry 39°

International Formula Master

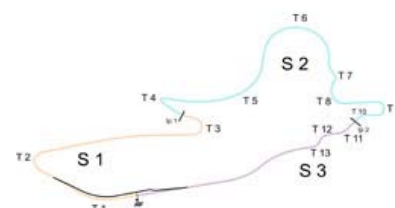
Race 1 - Sector Analysis Report

Lap S1 Time S1 Spd S2 Time S2 Spd S3 Time S3 Spd Lap Time Pit Lap S1 Time S1 Spd S2 Time S2 Spd S3 Time S3 Spd Lap Time Pit

9 PUGLISI							ITA			Promotorsport					
1	36.871	87.3	37.522	125.9	15.544	216.3	1:29.937	6	24.636	105.7	34.625	130.1	15.277	217.9	1:14.538
2	25.579	106.1	34.536	127.4	15.451	215.8	1:15.566	7	24.882	100.5	35.131	130.9	15.418	218.4	1:15.431
3	24.958	106.9	35.557	129.6	15.398	217.3	1:15.913	8	25.132	105.2	35.136	127.1	15.438	215.8	1:15.706
4	24.833	101.4	34.530	129.3	15.474	217.3	1:14.837								
5	24.992	106.6	34.658	128.8	15.580	216.8	1:15.230								

11 BELLUARDO							ITA			Promotorsport					
1	40.967	96.7	48.086	122.0	16.292	215.8	1:45.345	14	37.460	71.8	40.109	113.3	18.273	156.2	1:35.842
2	26.542	91.2	36.502	130.1	15.573	220.0	1:18.617	15	34.123	77.6	50.536	84.6	40.611		2:05.270
3	26.172	107.1	34.817	130.6	15.602	221.6	1:16.591	16	52.293	78.5	50.558	120.0	30.586	68.2	2:13.437
4	25.960	107.1	34.780	130.9	15.499	220.0	1:16.239	17	51.176	69.2	56.087		29.629	174.0	2:16.892
5	25.588	104.4	34.615	131.5	15.451	220.5	1:15.654	18	26.909	90.6	43.212	129.3	15.825	212.7	1:25.946
6	25.280	104.8	35.232	130.4	15.445	219.5	1:15.957	19	25.384	113.3	34.837	126.4	16.198	207.8	1:16.419
7	25.235	99.8	34.794	125.6	15.456	221.6	1:15.485	20	25.710	102.8	34.909	126.4	16.475	208.3	1:17.094
8	25.345	107.7	34.622	127.9	15.862	214.7	1:15.829	21	26.759	88.6	36.977	124.0	16.044	217.9	1:19.780
9	24.878	104.1	34.494	130.6	15.468	217.3	1:14.840	22	26.930	100.9	36.379	125.9	15.788	218.4	1:19.097
10	25.158	99.5	34.939	127.0	15.626	215.8	1:15.723	23	26.865	97.9	36.772	123.7	15.883	217.9	1:19.520
11	24.791	106.1	34.565	129.1	15.701	216.8	1:15.057	24	26.409	98.9	36.488	124.3	15.773	219.5	1:18.670
12	24.994	101.4	34.692	124.2	15.447	218.9	1:15.133	25	26.724	101.2	36.555	123.2	15.693	222.2	1:18.972
13	25.059	109.0	34.633	127.7	15.628	204.0	1:15.320								

12 SANCHEZ LOPEZ							MEX			Alan Racing					
1	34.851	86.9	38.237	131.5	15.473	218.9	1:28.561	14	29.390	100.4	38.646	115.6	28.356		1:36.392
2	25.315	105.2	34.537	131.9	15.218	220.0	1:15.070	15	50.209	58.9	55.327		36.331		2:21.867
3	24.841	102.2	36.089	125.3	15.242	220.5	1:16.172	16	52.453	82.0	53.083		28.497	80.8	2:14.033
4	24.989	107.3	34.078	132.0	14.910	225.0	1:13.977	17	52.901	66.2	58.417		31.063	191.0	2:22.381
5	25.207	104.6	34.110	131.7	15.236	218.9	1:14.553	18	26.814	93.9	35.513	129.3	15.250	219.5	1:17.577
6	24.621	103.4	33.932	131.2	15.142	221.1	1:13.695	19	25.685	100.9	35.008	128.8	15.366	208.8	1:16.059
7	25.030	104.9	34.666	123.7	15.249	220.0	1:14.945	20	25.753	101.8	35.132	129.0	15.395	216.3	1:16.280
8	24.959	105.8	34.303	131.1	15.226	220.0	1:14.488	21	25.273	104.3	34.661	129.8	15.404	215.8	1:15.338
9	24.905	101.9	35.139	126.4	15.281	218.9	1:15.325	22	26.969	105.1	34.749	129.3	15.318	216.3	1:17.036
10	24.813	101.8	35.422	129.8	15.216	220.0	1:15.451	23	26.789	106.9	35.111	127.9	15.262	217.9	1:17.162
11	25.145	106.1	34.524	130.6	15.256	220.0	1:14.925	24	25.259	104.3	34.682	127.1	15.248	216.8	1:15.189
12	24.910	103.5	34.507	131.7	15.234	220.5	1:14.651	25	25.130	106.5	35.013	127.3	15.416	189.4	1:15.559
13	25.371	97.5	34.718	130.6	15.244	221.6	1:15.333								



Circuit Length - 2.76 kilometres
Circuit de la ville de Pau
Pau

Weather/Track: Sun 17° / Dry 39°

Printed at 13:17, Saturday, 02 June, 2007

© MST Systems Ltd, 2005 (www.mstworld.com)

Page 3

International Formula Master

Race 1 - Sector Analysis Report

Lap S1 Time S1 Spd S2 Time S2 Spd S3 Time S3 Spd Lap Time Pit Lap S1 Time S1 Spd S2 Time S2 Spd S3 Time S3 Spd Lap Time Pit

14 TERRANOVA

ITA

Alan Racing

1	43.011	63.7	39.650	122.0	16.180	216.8	1:38.841	13	25.292	109.5	34.740	124.7	15.550	217.9	1:15.582
2	26.249	96.7	35.662	123.9	15.824	216.3	1:17.735	14	27.537	95.1	38.460	112.0	19.059	108.3	1:25.056
3	25.522	107.1	34.852	124.9	15.646	217.9	1:16.020	15	48.761		53.255	72.2	38.821		2:20.837
4	24.847	105.2	34.662	124.9	15.597	217.9	1:15.106	16	51.795		52.760	109.8	29.016		2:13.571
5	25.013	103.7	34.380	123.7	15.572	220.0	1:14.965	17	52.692	62.7	57.254		29.174	183.6	2:19.120
6	24.888	105.1	34.844	127.1	15.750	217.9	1:15.482	18	26.924	98.2	50.855	101.0	18.930	176.1	1:36.709
7	24.920	104.1	35.699	118.3	15.760	216.8	1:16.379	19	31.628	72.0	44.613	94.2	22.394	147.7	1:38.635
8	24.771	109.5	34.662	127.6	15.503	215.8	1:14.936	20	34.326	76.7	46.089	86.3	24.235	114.5	1:44.650
9	24.967	106.8	34.483	123.2	15.630	216.8	1:15.080	21	38.632	77.3	42.704	98.8	22.922	145.1	1:44.258
10	24.790	104.3	35.213	126.5	15.638	215.8	1:15.641	22	32.032	84.1	43.698	98.8	19.868	160.1	1:35.598
11	24.752	106.8	35.228	122.4	15.642	216.3	1:15.622	23	30.824	85.1	42.392	100.7	19.114	161.2	1:32.330
12	24.813	108.7	34.697	122.0	15.443	217.9	1:14.953								

15 GATTO

ITA

Alan Racing

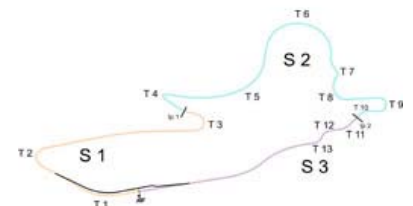
1	34.327	91.2	35.760	130.7	15.718	214.2	1:25.805	14	27.660	103.4	37.374	120.1	30.482		1:35.516
2	25.169	94.2	35.238	131.2	15.356	217.3	1:15.763	15	50.494	58.5	55.856		34.854		2:21.204
3	25.141	100.5	35.953	130.3	15.214	220.0	1:16.308	16	53.784	68.7	53.872		28.196		2:15.852
4	24.917	103.7	34.081	126.4	15.249	218.9	1:14.247	17	51.557	69.6	59.927		31.774	189.4	2:23.258
5	24.766	99.8	33.949	131.7	15.305	218.9	1:14.020	18	26.395	95.2	34.992	132.2	15.496	214.2	1:16.883
6	24.663	100.8	33.862	127.6	15.417	217.3	1:13.942	19	25.319	110.4	34.308	129.9	15.388	214.2	1:15.015
7	24.862	103.4	35.109	132.5	15.302	216.3	1:15.273	20	25.355	103.4	34.474	130.6	15.451	214.7	1:15.280
8	24.934	103.5	34.261	127.7	15.340	216.3	1:14.535	21	25.512	104.1	34.133	130.7	15.339	215.3	1:14.984
9	24.831	105.5	34.984	131.5	15.462	215.3	1:15.277	22	25.814	104.1	34.608	126.1	15.402	215.3	1:15.824
10	24.839	105.2	35.315	130.9	15.576	214.2	1:15.730	23	25.666	101.2	34.375	129.9	15.447	214.7	1:15.488
11	25.087	106.1	34.039	130.4	15.416	215.3	1:14.542	24	25.468	104.6	34.497	131.5	15.469	215.3	1:15.434
12	25.094	104.9	33.979	130.6	15.591	215.3	1:14.664	25	25.202	102.2	34.483	129.6	15.400	215.3	1:15.085
13	24.798	109.4	34.193	131.2	15.464	192.3	1:14.455								

16 GOETZ

GER

ISR

1	32.304	98.9	35.504	127.9	15.759	215.8	1:23.567	14	27.202	109.2	41.990	78.1	31.419	64.9	1:40.611
2	25.859	105.8	34.712	133.5	15.405	218.4	1:15.976	15	50.746	62.5	55.822	71.7	34.430		2:20.998
3	24.537	105.1	34.490	131.7	15.483	221.6	1:14.510	16	54.359	65.9	54.049	72.2	28.410	72.1	2:16.818
4	24.742	104.0	33.663	133.2	15.362	219.5	1:13.767	17	51.043	62.1	1:00.968		31.385	191.8	2:23.396
5	24.516	101.5	33.637	130.7	15.196	222.2	1:13.349	18	25.816	106.8	33.745	131.4	15.134	216.8	1:14.695
6	24.621	98.0	34.042	132.0	15.201	222.7	1:13.864	19	24.887	103.5	33.525	130.7	15.365	216.3	1:13.777
7	24.759	99.7	34.576	132.2	15.330	220.5	1:14.665	20	24.894	106.3	33.517	132.7	15.492	217.3	1:13.903
8	24.622	105.4	34.105	128.4	15.193	219.5	1:13.920	21	24.906	108.7	33.659	130.6	15.325	218.9	1:13.890
9	24.998	103.8	34.178	132.2	15.292	219.5	1:14.468	22	25.032	109.0	33.655	132.2	15.228	218.9	1:13.915
10	25.120	97.2	35.127	133.2	15.508	219.5	1:15.755	23	24.931	102.2	33.827	133.0	15.201	218.9	1:13.959
11	25.078	110.4	33.790	131.7	15.326	219.5	1:14.194	24	24.754	108.7	33.581	132.4	15.213	219.5	1:13.548
12	24.581	105.8	33.885	129.3	15.383	221.1	1:13.849	25	24.850	111.1	34.797	133.5	15.570	188.2	1:15.217
13	24.542	103.2	34.231	131.1	15.290	205.4	1:14.063								



Circuit Length - 2.76 kilometres
Circuit de la ville de Pau
Pau

Weather/Track: Sun 17° / Dry 39°

Printed at 13:17, Saturday, 02 June, 2007

© MST Systems Ltd, 2005 (www.mstworld.com)

Page 4

International Formula Master

Race 1 - Sector Analysis Report

Lap S1 Time S1 Spd S2 Time S2 Spd S3 Time S3 Spd Lap Time Pit Lap S1 Time S1 Spd S2 Time S2 Spd S3 Time S3 Spd Lap Time Pit

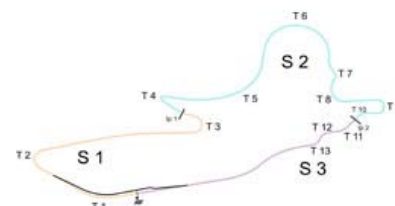
18 COSTA							ITA Euronova Racing								
1	38.515	74.1	40.240	125.8	15.508	216.8	1:34.263	14	30.981	99.5	39.318	109.3	24.122	69.1	1:34.421
2	25.164	99.1	34.170	127.0	15.631	216.3	1:14.965	15	49.843	60.9	53.367		37.510		2:20.720
3	24.399	106.0	34.788	125.5	15.354	219.5	1:14.541	16	53.336	58.0	52.622	76.0	29.197	93.1	2:15.155
4	24.454	97.0	34.309	127.9	15.532	220.0	1:14.295	17	52.268	63.5	58.078		29.685	182.1	2:20.031
5	24.607	98.4	34.306	129.3	15.362	219.5	1:14.275	18	27.182	87.1	35.271	128.5	15.433	215.8	1:17.886
6	24.920	98.9	34.499	130.7	15.129	217.3	1:14.548	19	25.509	98.7	34.823	126.8	15.648	216.3	1:15.980
7	24.564	103.1	35.529	131.1	15.252	218.4	1:15.345	20	25.357	91.2	36.157	127.3	15.946	210.7	1:17.460
8	24.750	94.3	35.140	124.0	15.462	218.4	1:15.352	21	25.306	105.5	35.736	127.1	15.575	216.3	1:16.617
9	24.946	100.1	35.109	124.7	16.245	216.3	1:16.300	22	25.976	97.8	35.534	127.9	15.631	214.2	1:17.141
10	24.689	104.8	34.421	129.0	15.329	215.3	1:14.439	23	26.013	107.6	35.004	129.8	15.522	214.2	1:16.539
11	24.966	108.4	34.630	132.0	15.520	215.3	1:15.116	24	24.835	108.2	34.673	127.7	15.407	215.8	1:14.915
12	24.648	106.6	34.516	128.1	15.520	217.3	1:14.684	25	24.931	103.4	34.779	129.1	15.365	216.3	1:15.075
13	24.685	105.5	34.194	130.7	15.585	174.4	1:14.464								

19 RAGUES							FRA Euronova Racing								
1	34.989	94.2	35.783	130.4	15.644	215.8	1:26.416	14	27.294	98.6	38.425	116.4	29.017		1:34.736
2	25.166	101.6	35.048	129.9	15.461	218.9	1:15.675	15	50.469		55.258		35.810		2:21.537
3	25.101	96.5	35.905	129.0	15.333	218.9	1:16.339	16	53.392	68.5	53.214		28.681		2:15.287
4	24.806	100.0	34.062	129.5	15.376	218.4	1:14.244	17	51.814	77.5	59.390		31.697	190.2	2:22.901
5	24.919	104.0	34.004	131.4	15.377	218.4	1:14.300	18	26.985	97.8	35.206	129.5	15.776	214.7	1:17.967
6	24.774	101.1	34.002	128.2	15.375	217.3	1:14.151	19	25.424	101.8	35.004	129.3	15.613	215.3	1:16.041
7	24.851	106.8	34.538	130.3	15.371	218.4	1:14.760	20	25.742	102.7	36.893	128.8	15.491	215.8	1:18.126
8	24.983	100.0	34.298	128.8	15.487	217.3	1:14.768	21	25.713	98.7	36.122	129.0	15.607	215.3	1:17.442
9	24.839	102.2	34.780	124.9	15.301	218.9	1:14.920	22	26.023	103.5	35.497	125.9	15.906	212.2	1:17.426
10	25.164	99.0	34.917	132.5	15.460	218.4	1:15.541	23	27.767	95.2	38.735	125.8	16.100	212.7	1:22.602
11	25.281	100.0	34.339	130.4	15.392	217.3	1:15.012	24	26.896	92.3	36.852	126.5	16.080	214.7	1:19.828
12	25.099	104.8	34.139	128.5	15.481	217.3	1:14.719	25	27.078	94.4	37.596	126.1	16.387	185.5	1:21.061
13	25.650	103.8	34.332	128.4	15.578	214.2	1:15.560								

22 CALIENDO							ITA ADM Motorsport								
1	39.988	83.9	41.595	117.4	16.065	216.8	1:37.648								

23 ISOHELLA							FIN Team Soderman								
1	44.460		38.721	124.0	16.209	217.3	1:39.390	8	24.898	108.4	34.144	130.4	15.934	217.3	1:14.976
2	26.369	88.8	35.676	128.1	15.704	219.5	1:17.749	9	24.873	106.1	34.926	129.1	15.698	218.9	1:15.497
3	25.681	101.4	34.958	130.9	15.612	219.5	1:16.251	10	24.984	104.8	35.145	130.1	15.686	217.9	1:15.815
4	25.203	102.2	34.205	133.9	15.460	220.5	1:14.868	11	25.157	107.7	35.986	127.0	15.606	217.3	1:16.749
5	25.229	100.8	34.706	130.7	15.544	220.0	1:15.479	12	25.211	107.9	34.557	132.0	15.609	217.9	1:15.377
6	25.078	102.1	35.178	127.4	15.590	219.5	1:15.846								
7	25.345	102.4	35.684	131.5	15.479	218.9	1:16.508								

24 LLOBEL							ESP Cram Competition								
1	39.714	84.6	49.584	120.0	16.632	216.3	1:45.930	3	26.268	96.2	34.613	130.6	15.608	221.6	1:16.489
2	26.274	92.9	36.582	125.2	15.511	218.9	1:18.367								



Circuit Length - 2.76 kilometres
Circuit de la ville de Pau
Pau

Weather/Track: Sun 17° / Dry 39°

Printed at 13:17, Saturday, 02 June, 2007

© MST Systems Ltd, 2005 (www.mstworld.com)

Page 5

International Formula Master

Race 1 - Sector Analysis Report

Lap S1 Time S1 Spd S2 Time S2 Spd S3 Time S3 Spd Lap Time Pit Lap S1 Time S1 Spd S2 Time S2 Spd S3 Time S3 Spd Lap Time Pit

25 D'AMBROSIO

BEL

Cram Competition

1	33.449	95.3	35.372	120.9	15.640	216.8	1:24.461	14	27.029	101.9	41.332	87.2	31.752		1:40.113
2	25.641	101.2	35.156	129.3	15.412	215.3	1:16.209	15	50.748	58.5	55.753		34.733		2:21.234
3	25.023	101.6	35.736	130.6	15.286	217.3	1:16.045	16	53.850	58.2	54.389		28.221		2:16.460
4	24.850	103.5	34.308	125.2	15.122	218.4	1:14.280	17	51.142	65.9	1:00.836		31.657	191.4	2:23.635
5	24.563	104.3	33.827	129.0	15.089	217.9	1:13.479	18	26.338	99.8	34.580	129.8	15.378	215.3	1:16.296
6	24.540	103.5	33.822	129.9	15.100	216.8	1:13.462	19	25.239	103.0	34.011	131.5	15.237	213.7	1:14.487
7	24.611	101.5	35.736	130.1	15.162	216.8	1:15.509	20	25.199	103.8	33.990	130.3	15.556	207.8	1:14.745
8	24.613	99.5	33.682	132.2	15.129	215.3	1:13.424	21	25.006	105.2	33.930	130.6	15.410	213.7	1:14.346
9	24.616	104.9	34.022	132.4	15.205	217.3	1:13.843	22	24.843	104.8	33.935	131.7	15.326	213.2	1:14.104
10	24.728	106.6	34.787	127.6	15.308	215.8	1:14.823	23	25.087	100.0	34.086	130.3	15.140	214.2	1:14.313
11	24.803	97.0	34.277	130.1	15.097	219.5	1:14.177	24	24.915	103.0	34.220	130.9	15.253	215.3	1:14.388
12	24.708	98.9	34.107	130.6	15.053	218.9	1:13.868	25	25.097	103.2	34.142	130.4	15.237	217.9	1:14.476
13	24.712	104.8	34.012	130.3	15.377	161.8	1:14.101								

26 AVILA

MAC

Cram Competition

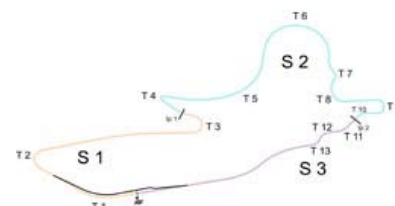
1	31.948	99.8	35.566	126.4	15.333	213.7	1:22.847	6	24.584	104.0	33.960	127.3	15.252	219.5	1:13.796
2	25.128	105.2	34.575	125.0	15.488	216.3	1:15.191	7	24.774	104.8	34.555	127.7	15.087	218.4	1:14.416
3	24.959	105.1	34.905	131.2	15.241	215.3	1:15.105	8	24.817	105.4	33.975	125.8	15.192	219.5	1:13.984
4	24.591	111.1	33.868	130.6	15.140	218.9	1:13.599	9	27.414	95.1	47.232	100.2	29.846		1:44.492 Pit
5	24.515	109.0	33.951	130.7	15.074	220.0	1:13.540								

27 GRAVES

GBR

Team JVA

1	48.367	85.2	39.846	114.8	16.283	213.2	1:44.496	10	24.752	101.1	34.605	124.5	15.963	217.3	1:15.320
2	26.354	100.9	36.656	124.0	15.919	215.3	1:18.929	11	24.907	103.0	34.838	126.7	15.552	217.3	1:15.297
3	25.403	104.4	35.346	126.5	15.608	217.9	1:16.357	12	24.688	106.1	34.921	127.0	15.569	217.9	1:15.178
4	24.842	104.8	35.016	123.3	15.774	217.9	1:15.632	13	24.723	104.1	34.484	124.0	15.420	213.7	1:14.627
5	24.931	104.8	35.033	128.2	15.674	218.9	1:15.638	14	32.135	97.5	39.398	113.7	17.241	153.8	1:28.774
6	24.909	108.1	35.592	127.6	15.579	218.4	1:16.080	15	38.703		53.067	75.8	40.062		2:11.832
7	24.829	103.5	35.432	129.1	15.491	218.4	1:15.752	16	50.830	76.4	52.720	111.5	29.369		2:12.919
8	25.107	102.4	34.875	127.7	15.562	216.3	1:15.544	17	52.513	60.6	56.448		30.139	173.0	2:19.100
9	25.003	103.7	34.703	125.6	15.451	217.3	1:15.157								



Weather/Track: Sun 17°/Dry 39°

Circuit Length - 2.76 kilometres
Circuit de la ville de Pau
Pau

Printed at 13:17, Saturday, 02 June, 2007

© MST Systems Ltd, 2005 (www.mstworld.com)

Page 6

International Formula Master

Race 1 - Sector Analysis Report

Lap S1 Time S1 Spd S2 Time S2 Spd S3 Time S3 Spd Lap Time Pit Lap S1 Time S1 Spd S2 Time S2 Spd S3 Time S3 Spd Lap Time Pit

29 CECOTTO JR

VEN

Ombra Racing

1	40.160	84.7	40.608	125.3	16.379	210.7	1:37.147	14	29.248	76.7	40.051	108.2	23.884	74.7	1:33.183
2	25.104	105.7	34.536	128.8	15.761	216.3	1:15.401	15	48.991	56.0	53.142		38.356		2:20.489
3	24.579	100.9	34.377	131.5	15.476	217.9	1:14.432	16	52.655		52.597	95.2	29.299	83.0	2:14.551
4	24.712	98.3	33.748	131.4	15.279	218.9	1:13.739	17	52.255	65.6	57.774		28.884	190.2	2:18.913
5	25.205	101.4	34.008	132.0	15.431	218.4	1:14.644	18	27.664	90.7	39.246	129.1	15.716	221.1	1:22.626
6	24.574	106.5	34.071	132.2	15.263	219.5	1:13.908	19	25.687	104.3	34.418	124.7	15.458	215.8	1:15.563
7	24.828	105.8	35.416	129.6	15.468	220.0	1:15.712	20	24.852	101.5	34.535	131.1	15.626	215.8	1:15.013
8	24.882	92.7	34.420	130.7	15.480	218.4	1:14.782	21	25.071	101.1	34.781	124.2	15.604	217.3	1:15.456
9	24.838	99.1	35.100	128.5	15.616	221.1	1:15.554	22	25.769	93.9	35.394	126.4	15.574	220.0	1:16.737
10	25.146	92.0	35.011	129.5	15.373	220.0	1:15.530	23	25.887	102.1	34.876	131.5	15.474	217.3	1:16.237
11	24.840	97.6	34.887	130.3	15.357	219.5	1:15.084	24	25.124	103.0	34.681	130.3	15.638	216.3	1:15.443
12	24.720	97.9	34.435	130.9	15.446	220.5	1:14.601	25	24.926	99.5	34.565	127.4	15.530	217.9	1:15.021
13	24.878	101.8	34.487	131.2	16.318	214.7	1:15.683								

30 MUERMANS

NED

Ombra Racing

1	42.572	67.7	39.598	119.0	16.081	218.9	1:38.251	4	25.162	99.5	33.987	128.4	15.658	217.3	1:14.807
2	26.121	96.3	35.281	123.4	15.464	219.5	1:16.866	5	25.072	101.2	34.082	123.3	15.958	216.3	1:15.112
3	25.167	101.1	34.819	125.9	15.881	215.8	1:15.867								

31 PERSIANI

ITA

Scuderia Fama

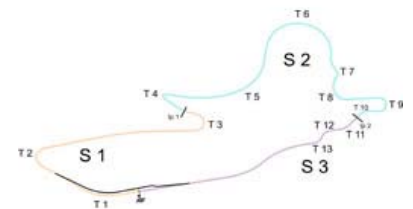
1	31.167	102.5	35.297	122.0	15.609	210.2	1:22.073	8	24.660	106.9	34.063	123.3	15.363	213.2	1:14.086
2	25.292	103.7	34.620	125.5	15.519	211.2	1:15.431	9	25.193	110.5	34.074	124.9	15.647	213.2	1:14.914
3	24.779	105.2	34.459	127.9	15.412	214.7	1:14.650	10	25.286	111.1	35.256	124.9	15.439	214.2	1:15.981
4	24.623	107.4	33.873	126.2	15.315	215.8	1:13.811	11	24.771	109.9	34.134	124.6	15.498	214.7	1:14.403
5	24.613	106.0	33.856	128.2	15.320	214.2	1:13.789	12	24.593	106.0	33.927	126.8	15.378	216.3	1:13.898
6	24.542	108.5	33.949	127.0	15.457	214.7	1:13.948	13	24.516	107.1	34.283	127.6	15.656	214.2	1:14.455
7	24.603	105.4	34.537	125.8	15.318	215.3	1:14.458								

32 TORRE

ITA

Scuderia Fama

1	40.892	79.8	40.919	120.4	16.183	217.9	1:37.994	14	28.198	99.1	38.771	115.9	22.786	76.9	1:29.755
2	25.658	100.1	35.407	127.0	15.627	216.8	1:16.692	15	48.979	60.5	53.272		38.832		2:21.083
3	24.836	109.9	34.599	129.0	15.601	217.9	1:15.036	16	51.893	58.4	52.800	94.9	29.210	81.5	2:13.903
4	24.749	111.9	34.283	126.1	15.510	218.4	1:14.542	17	52.240	72.9	57.620		28.997	186.7	2:18.857
5	24.655	109.7	34.301	128.1	15.550	216.8	1:14.506	18	27.133	107.6	38.729	120.6	15.896	214.2	1:21.758
6	24.772	110.0	34.482	126.5	15.511	217.3	1:14.765	19	26.750	106.1	36.041	125.2	16.127	209.3	1:18.918
7	24.772	109.2	35.145	128.5	15.599	217.3	1:15.516	20	27.251	97.1	37.594	116.5	15.875	210.7	1:20.720
8	24.639	112.1	34.306	127.9	15.643	215.3	1:14.588	21	27.427	98.7	37.059	119.3	16.049	214.2	1:20.535
9	24.868	112.5	34.461	128.4	15.643	217.9	1:14.972	22	26.695	109.2	36.664	122.4	15.800	216.3	1:19.159
10	24.888	112.8	34.954	129.9	15.671	215.8	1:15.513	23	26.738	106.0	37.004	118.6	15.813	215.8	1:19.555
11	24.948	111.9	34.906	125.3	15.813	215.8	1:15.667	24	26.299	107.7	36.608	121.9	15.780	215.8	1:18.687
12	24.899	112.1	34.513	127.6	15.571	217.9	1:14.983	25	26.542	109.2	36.738	119.3	15.915	216.3	1:19.195
13	24.819	111.1	34.620	122.3	16.281	173.7	1:15.720								



Circuit Length - 2.76 kilometres
Circuit de la ville de Pau
Pau

Weather/Track: Sun 17° / Dry 39°

Printed at 13:17, Saturday, 02 June, 2007

© MST Systems Ltd, 2005 (www.mstworld.com)

Page 7

International Formula Master

Race 1 - Sector Analysis Report

Lap S1 Time S1 Spd S2 Time S2 Spd S3 Time S3 Spd Lap Time Pit Lap S1 Time S1 Spd S2 Time S2 Spd S3 Time S3 Spd Lap Time Pit

33 DE BRUIJN

NED

ADM Motorsport

1	35.310	88.1	36.030	128.5	15.551	216.3	1:26.891	14	27.298	91.3	38.826	108.7	29.549		1:35.673
2	25.234	112.8	34.930	127.3	15.497	218.4	1:15.661	15	50.121	57.6	55.280		36.191		2:21.592
3	25.111	112.1	35.753	126.2	15.486	220.0	1:16.350	16	52.626	75.6	53.136		28.827		2:14.589
4	24.835	105.1	34.187	127.4	15.419	218.9	1:14.441	17	52.448	63.8	58.904		31.069	191.4	2:22.421
5	24.971	105.4	33.921	129.1	15.422	218.4	1:14.314	18	27.041	95.2	35.305	126.7	15.717	215.3	1:18.063
6	24.619	106.0	33.955	126.5	15.461	218.9	1:14.035	19	25.433	102.7	35.113	124.6	15.644	215.8	1:16.190
7	24.720	105.2	34.701	130.3	15.424	218.4	1:14.845	20	25.427	107.9	34.521	127.6	15.564	214.2	1:15.512
8	24.866	101.5	34.204	126.7	15.474	217.9	1:14.544	21	25.130	101.8	34.229	125.8	15.548	214.7	1:14.907
9	24.832	108.2	34.774	125.0	15.445	218.4	1:15.051	22	25.155	103.5	34.498	123.4	15.564	214.2	1:15.217
10	25.033	102.1	35.336	123.6	15.473	216.3	1:15.842	23	25.318	103.7	34.401	128.5	15.605	215.8	1:15.324
11	24.949	110.0	34.242	129.5	15.495	218.4	1:14.686	24	25.649	104.3	35.164	123.2	15.776	214.2	1:16.589
12	24.931	108.9	34.229	125.8	15.513	219.5	1:14.673	25	25.452	104.0	34.495	129.8	15.804	205.0	1:15.751
13	25.531	107.1	34.369	124.6	15.587	218.4	1:15.487								

34 SCHRAML

GER

ADM Motorsport

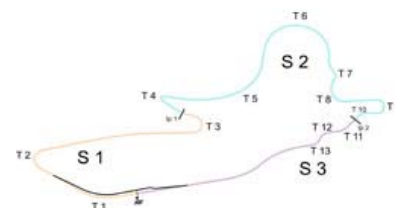
1	41.521	81.6	46.976	109.1	16.260	215.3	1:44.757	14	34.332	86.0	39.995	125.2	17.695	147.0	1:32.022
2	26.417	95.3	36.742	124.6	15.673	217.9	1:18.832	15	34.592	82.2	50.375	86.9	40.967		2:05.934
3	25.724	104.3	35.253	122.9	15.727	218.9	1:16.704	16	51.654	77.4	51.146	111.7	31.900		2:14.700
4	25.299	102.7	35.263	126.8	15.624	217.3	1:16.186	17	49.491	62.1	55.775		30.856	165.1	2:16.122
5	25.251	109.9	34.802	129.0	15.573	218.9	1:15.626	18	27.804	78.6	50.305	116.9	15.853	213.7	1:33.962
6	25.095	107.4	35.128	127.9	15.665	217.9	1:15.888	19	27.662	106.8	35.669	129.6	17.461	193.5	1:20.792
7	25.067	105.8	35.083	122.3	15.683	216.8	1:15.833	20	26.498	108.5	35.303	128.7	15.873	213.2	1:17.674
8	26.086	107.6	34.812	127.4	15.685	218.4	1:16.583	21	26.295	102.2	35.726	122.3	16.005	214.7	1:18.026
9	24.985	104.3	35.096	126.4	15.645	217.9	1:15.726	22	25.871	105.4	35.365	131.1	15.725	214.2	1:16.961
10	25.210	111.6	35.267	128.2	15.511	217.9	1:15.988	23	26.073	88.4	35.365	129.6	15.702	215.8	1:17.140
11	25.233	106.6	35.455	121.9	15.619	217.3	1:16.307	24	25.560	107.7	34.943	127.6	15.784	216.3	1:16.287
12	25.253	104.8	34.716	123.0	15.759	217.3	1:15.728	25	25.685	104.8	35.384	126.5	15.845	194.8	1:16.914
13	25.213	107.1	35.041	126.5	15.974	212.2	1:16.228								

40 FERRARA

ITA

Euronova Racing

1	37.368	95.7	42.164	108.7	26.914		1:46.446	Pit							
---	--------	------	--------	-------	--------	--	----------	-----	--	--	--	--	--	--	--



Circuit Length - 2.76 kilometres
Circuit de la ville de Pau
Pau

Weather/Track: Sun 17° / Dry 39°

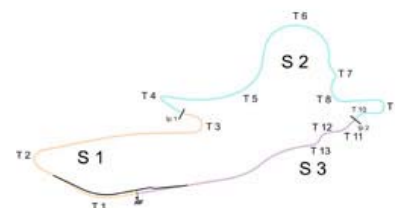
Printed at 13:17, Saturday, 02 June, 2007

© MST Systems Ltd, 2005 (www.mstworld.com)

Page 8

International Formula Master Race 1 - Best Sector Speeds Report

SECTOR 1				SECTOR 2				SECTOR 3				
POS	NO	NAME	SPEED	LAP	NO	NAME	SPEED	LAP	NO	NAME	SPEED	LAP
1	2	FREY	113.3	10	6	CANTELLI JR	134.0	19	12	SANCHEZ LOP	225.0	4
2	11	BELLUARDO	113.3	19	23	ISOHELLA	133.9	4	8	ANDERSEN	223.3	4
3	32	TORRE	112.8	10	16	GOETZ	133.5	2	16	GOETZ	222.7	6
4	33	DE BRUIJN	112.8	2	7	VAN DER DRI	133.0	5	7	VAN DER DRI	222.2	10
5	34	SCHRAML	111.6	10	3	ANNALA	132.5	3	11	BELLUARDO	222.2	25
6	7	VAN DER DRI	111.4	19	15	GATTO	132.5	7	4	CAMPOS HUL	221.6	5
7	16	GOETZ	111.1	25	19	RAGUES	132.5	10	24	LLOBEL	221.6	3
8	26	AVILA	111.1	4	25	D'AMBROSIO	132.4	9	2	FREY	221.1	5
9	31	PERSIANI	111.1	10	29	CECOTTO JR	132.2	6	3	ANNALA	221.1	4
10	15	GATTO	110.4	19	12	SANCHEZ LOP	132.0	4	29	CECOTTO JR	221.1	9
11	4	CAMPOS HUL	109.7	3	18	COSTA	132.0	11	23	ISOHELLA	220.5	4
12	14	TERRANOVA	109.5	8	4	CAMPOS HUL	131.7	8	6	CANTELLI JR	220.0	23
13	3	ANNALA	108.7	10	11	BELLUARDO	131.5	5	14	TERRANOVA	220.0	5
14	8	ANDERSEN	108.4	9	2	FREY	131.2	3	15	GATTO	220.0	3
15	18	COSTA	108.4	11	26	AVILA	131.2	3	18	COSTA	220.0	4
16	23	ISOHELLA	108.4	8	34	SCHRAML	131.1	22	26	AVILA	220.0	5
17	27	GRAVES	108.1	6	9	PUGLISI	130.9	7	33	DE BRUIJN	220.0	3
18	12	SANCHEZ LOP	107.3	4	8	ANDERSEN	130.7	10	25	D'AMBROSIO	219.5	11
19	9	PUGLISI	106.9	3	24	LLOBEL	130.6	3	30	MUERMANS	219.5	2
20	19	RAGUES	106.8	7	33	DE BRUIJN	130.3	7	19	RAGUES	218.9	2
21	25	D'AMBROSIO	106.6	10	32	TORRE	129.9	10	27	GRAVES	218.9	5
22	29	CECOTTO JR	106.5	6	27	GRAVES	129.1	7	34	SCHRAML	218.9	3
23	6	CANTELLI JR	103.4	8	30	MUERMANS	128.4	4	9	PUGLISI	218.4	7
24	30	MUERMANS	101.2	5	31	PERSIANI	128.2	5	32	TORRE	218.4	4
25	24	LLOBEL	96.2	3	14	TERRANOVA	127.6	8	22	CALIENDO	216.8	1
26	40	FERRARA	95.7	1	22	CALIENDO	117.4	1	31	PERSIANI	216.3	12
27	5	MAULINI	86.8	1	5	MAULINI	111.9	1				
28	22	CALIENDO	83.9	1	40	FERRARA	108.7	1				



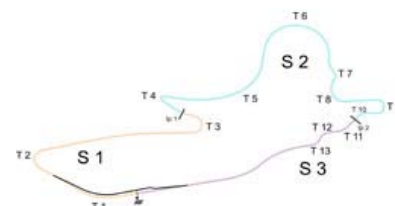
Circuit Length - 2.76 kilometres
Circuit de la ville de Pau
Pau

Weather/Track: Sun 17°/Dry 39°

International Formula Master Race 1 - Best Sector Times Report

POS	SECTOR 1			SECTOR 2			SECTOR 3			IDEAL/BEST LAP COMPARISON					
	NO	TIME	LAP	NO	TIME	LAP	NO	TIME	LAP	NO	NAME	IDEAL	BEST	LAP	DIFF
1	7	24.399	12	16	33.517	20	12	14.910	4	7	VAN DER DR	1:12.922	1:13.449	12	+ 0.527
2	18	24.399	3	7	33.551	23	7	14.972	4	16	GOETZ	1:13.167	1:13.349	5	+ 0.182
3	8	24.424	9	25	33.682	8	25	15.053	12	25	D'AMBROSI	1:13.275	1:13.424	8	+ 0.149
4	26	24.515	5	3	33.687	6	26	15.074	5	26	AVILA	1:13.457	1:13.540	5	+ 0.083
5	16	24.516	5	29	33.748	4	18	15.129	6	12	SANCHEZ LO	1:13.463	1:13.695	6	+ 0.232
6	31	24.516	13	31	33.856	5	16	15.134	18	29	CECOTTO JR	1:13.585	1:13.739	4	+ 0.154
7	25	24.540	6	15	33.862	6	2	15.214	5	3	ANNALA	1:13.624	1:13.701	6	+ 0.077
8	29	24.574	6	26	33.868	4	15	15.214	3	31	PERSIANI	1:13.687	1:13.789	5	+ 0.102
9	4	24.609	3	33	33.921	5	3	15.219	7	18	COSTA	1:13.698	1:14.275	5	+ 0.577
10	33	24.619	6	12	33.932	6	8	15.238	4	15	GATTO	1:13.739	1:13.942	6	+ 0.203
11	12	24.621	6	30	33.987	4	4	15.258	4	8	ANDERSEN	1:13.897	1:14.026	8	+ 0.129
12	9	24.636	6	19	34.002	6	29	15.263	6	33	DE BRUIJN	1:13.959	1:14.035	6	+ 0.076
13	32	24.639	8	6	34.115	4	9	15.277	6	19	RAGUES	1:14.077	1:14.151	6	+ 0.074
14	15	24.663	6	23	34.144	8	19	15.301	9	4	CAMPOS HU	1:14.078	1:14.114	4	+ 0.036
15	6	24.687	5	18	34.170	2	31	15.315	4	2	FREY	1:14.211	1:14.410	4	+ 0.199
16	27	24.688	12	4	34.211	4	6	15.419	7	6	CANTELLI J	1:14.221	1:14.709	4	+ 0.488
17	2	24.713	11	8	34.235	4	33	15.419	4	32	TORRE	1:14.432	1:14.506	5	+ 0.074
18	3	24.718	7	32	34.283	4	27	15.420	13	9	PUGLISI	1:14.443	1:14.538	6	+ 0.095
19	14	24.752	11	2	34.284	13	14	15.443	12	23	ISOHELLA	1:14.477	1:14.868	4	+ 0.391
20	19	24.774	6	14	34.380	5	11	15.445	6	30	MUERMANS	1:14.523	1:14.807	4	+ 0.284
21	11	24.791	11	27	34.484	13	23	15.460	4	14	TERRANOVA	1:14.575	1:14.936	8	+ 0.361
22	23	24.873	9	11	34.494	9	30	15.464	2	27	GRAVES	1:14.592	1:14.627	13	+ 0.035
23	34	24.985	9	9	34.530	4	32	15.510	4	11	BELLUARDO	1:14.730	1:14.840	9	+ 0.110
24	30	25.072	5	24	34.613	3	24	15.511	2	34	SCHRAML	1:15.212	1:15.626	5	+ 0.414
25	24	26.268	3	34	34.716	12	34	15.511	10	24	LLOBEL	1:16.392	1:16.489	3	+ 0.097
26	5	37.268	1	22	41.595	1	22	16.065	1	22	CALIENDO	1:37.648	1:37.648	1	+ 0.000
27	40	37.368	1	40	42.164	1	5	26.479	1	40	FERRARA	1:46.446	1:46.446	1	+ 0.000
28	22	39.988	1	5	43.232	1	40	26.914	1	5	MAULINI	1:46.979	1:46.979	1	+ 0.000

'Perfect Lap' - 1:12.826



Circuit Length - 2.76 kilometres
Circuit de la ville de Pau
Pau

Weather/Track: Sun 17°/Dry 39°

International Formula Master

LAP CHART - RACE 1

Lap 1			Lap 2			Lap 3			Lap 4			Lap 5		
No	Behind	Laptime	No	Behind	Laptime	No	Behind	Laptime	No	Behind	Laptime	No	Behind	Laptime
31		1:22.073	31		1:15.431	31		1:14.650	31		1:13.811	31		1:13.789
26	0.774	1:22.847	26	0.534	1:15.191	26	0.989	1:15.105	26	0.777	1:13.599	26	0.528	1:13.540
16	1.494	1:23.567	7	1.079	1:14.748	7	1.305	1:14.876	7	1.089	1:13.595	7	1.023	1:13.723
7	1.762	1:23.835	16	2.039	1:15.976	16	1.899	1:14.510	16	1.855	1:13.767	16	1.415	1:13.349
25	2.388	1:24.461	25	3.166	1:16.209	25	4.561	1:16.045	25	5.030	1:14.280	25	4.720	1:13.479
3	3.009	1:25.082	3	3.676	1:16.098	3	5.252	1:16.226	3	5.632	1:14.191	3	5.733	1:13.890
15	3.732	1:25.805	15	4.064	1:15.763	15	5.722	1:16.308	15	6.158	1:14.247	15	6.389	1:14.020
19	4.343	1:26.416	19	4.587	1:15.675	19	6.276	1:16.339	19	6.709	1:14.244	19	7.220	1:14.300
33	4.818	1:26.891	33	5.048	1:15.661	33	6.748	1:16.350	33	7.378	1:14.441	33	7.903	1:14.314
8	6.255	1:28.328	8	5.648	1:14.824	8	7.238	1:16.240	8	7.686	1:14.259	12	8.579	1:14.553
12	6.488	1:28.561	12	6.127	1:15.070	12	7.649	1:16.172	12	7.815	1:13.977	8	9.742	1:15.845
2	7.189	1:29.262	2	7.207	1:15.449	2	8.439	1:15.882	2	9.038	1:14.410	2	10.094	1:14.845
9	7.864	1:29.937	9	7.999	1:15.566	9	9.262	1:15.913	9	10.288	1:14.837	9	11.729	1:15.230
4	11.759	1:33.832	4	11.002	1:14.674	4	11.019	1:14.667	4	11.322	1:14.114	4	12.066	1:14.533
18	12.190	1:34.263	18	11.724	1:14.965	18	11.615	1:14.541	18	12.099	1:14.295	18	12.585	1:14.275
29	15.074	1:37.147	29	15.044	1:15.401	29	14.826	1:14.432	29	14.754	1:13.739	29	15.609	1:14.644
22	15.575	1:37.648	32	17.182	1:16.692	32	17.568	1:15.036	32	18.299	1:14.542	32	19.016	1:14.506
32	15.921	1:37.994	30	17.613	1:16.866	30	18.830	1:15.867	30	19.826	1:14.807	30	21.149	1:15.112
30	16.178	1:38.251	14	19.072	1:17.735	14	20.442	1:16.020	14	21.737	1:15.106	14	22.913	1:14.965
14	16.768	1:38.841	23	19.635	1:17.749	23	21.236	1:16.251	23	22.293	1:14.868	23	23.983	1:15.479
23	17.317	1:39.390	27	25.921	1:18.929	27	27.628	1:16.357	27	29.449	1:15.632	27	31.298	1:15.638
27	22.423	1:44.496	34	26.085	1:18.832	34	28.139	1:16.704	34	30.514	1:16.186	34	32.351	1:15.626
34	22.684	1:44.757	11	26.458	1:18.617	11	28.399	1:16.591	11	30.827	1:16.239	11	32.692	1:15.654
11	23.272	1:45.345	24	26.793	1:18.367	24	28.632	1:16.489	6	1 LAP	1:15.600	6	1 LAP	1:14.709
40	24.373	1:46.446P	6	1 LAP	3:09.134	6	1 LAP	1:16.447						
24	23.857	1:45.930												
5	24.906	1:46.979P												

Weather/Track: Sun 17°/Dry 39°

www.mstworld.com

Page 1 of 5

Pau
Circuit Length = 2.7600 km.
Start: 12:37 End: 13:12

Printed - 13:15 Saturday, 02 June 2007

International Formula Master

LAP CHART - RACE 1

(contd.)

Lap 6			Lap 7			Lap 8			Lap 9			Lap 10		
No	Behind	Laptime	No	Behind	Laptime	No	Behind	Laptime	No	Behind	Laptime	No	Behind	Laptime
31		1:13.948	31		1:14.458	31		1:14.086	31		1:14.914	31		1:15.981
26	0.376	1:13.796	26	0.334	1:14.416	26	0.232	1:13.984	7	0.420	1:14.435	7	0.200	1:15.761
7	1.110	1:14.035	7	0.971	1:14.319	7	0.899	1:14.014	16	0.926	1:14.468	16	0.700	1:15.755
16	1.331	1:13.864	16	1.538	1:14.665	16	1.372	1:13.920	25	3.552	1:13.843	25	2.394	1:14.823
25	4.234	1:13.462	25	5.285	1:15.509	25	4.623	1:13.424	3	5.993	1:14.646	3	5.318	1:15.306
3	5.486	1:13.701	3	6.267	1:15.239	3	6.261	1:14.080	15	8.010	1:15.277	15	7.759	1:15.730
15	6.383	1:13.942	15	7.198	1:15.273	15	7.647	1:14.535	19	8.413	1:14.920	19	7.973	1:15.541
19	7.423	1:14.151	19	7.725	1:14.760	19	8.407	1:14.768	33	8.972	1:15.051	33	8.833	1:15.842
33	7.990	1:14.035	33	8.377	1:14.845	33	8.835	1:14.544	12	9.626	1:15.325	12	9.096	1:15.451
12	8.326	1:13.695	12	8.813	1:14.945	12	9.215	1:14.488	8	12.131	1:15.755	8	11.262	1:15.112
8	10.119	1:14.325	8	11.350	1:15.689	8	11.290	1:14.026	2	14.008	1:15.265	2	13.183	1:15.156
2	10.897	1:14.751	2	12.122	1:15.683	2	13.657	1:15.621	18	16.724	1:16.300	18	15.182	1:14.439
9	12.319	1:14.538	9	13.292	1:15.431	9	14.912	1:15.706	4	17.956	1:15.952	4	17.305	1:15.330
18	13.185	1:14.548	18	14.072	1:15.345	18	15.338	1:15.352	29	18.159	1:15.554	29	17.708	1:15.530
4	14.773	1:16.655	4	16.416	1:16.101	4	16.918	1:14.588	32	21.451	1:14.972	32	20.983	1:15.513
29	15.569	1:13.908	29	16.823	1:15.712	29	17.519	1:14.782	14	27.384	1:15.080	14	27.044	1:15.641
32	19.833	1:14.765	32	20.891	1:15.516	32	21.393	1:14.588	26	29.810	1:44.492P	23	29.238	1:15.815
14	24.447	1:15.482	14	26.368	1:16.379	14	27.218	1:14.936	23	29.404	1:15.497	27	35.764	1:15.320
23	25.881	1:15.846	23	27.931	1:16.508	23	28.821	1:14.976	27	36.425	1:15.157	11	37.139	1:15.723
27	33.430	1:16.080	27	34.724	1:15.752	27	36.182	1:15.544	11	37.397	1:14.840	34	38.982	1:15.988
34	34.291	1:15.888	34	35.666	1:15.833	11	37.471	1:15.829	34	38.975	1:15.726	6	1 LAP	1:15.143
11	34.701	1:15.957	11	35.728	1:15.485	34	38.163	1:16.583	6	1 LAP	1:15.860			
6	1 LAP	1:15.931	6	1 LAP	1:15.473	6	1 LAP	1:14.812						

Weather/Track: Sun 17°/Dry 39°

www.mstworld.com

Page 2 of 5

Pau
Circuit Length = 2.7600 km.
Start: 12:37 End: 13:12

Printed - 13:15 Saturday, 02 June 2007

International Formula Master

LAP CHART - RACE 1

(contd.)

Lap 11			Lap 12			Lap 13			Lap 14			Lap 15		
No	Behind	Laptime	No	Behind	Laptime	No	Behind	Laptime	No	Behind	Laptime	No	Behind	Laptime
31		1:14.403	31		1:13.898	31		1:14.455	7		1:38.692	7		2:21.206
16	0.491	1:14.194	16	0.442	1:13.849	16	0.050	1:14.063	16	1.263	1:40.611	16	1.055	2:20.998
7	1.750	1:15.953	7	1.301	1:13.449	7	0.706	1:13.860	25	2.499	1:40.113	25	2.527	2:21.234
25	2.168	1:14.177	25	2.138	1:13.868	25	1.784	1:14.101	3	3.701	1:37.436	3	3.625	2:21.130
3	5.623	1:14.708	3	6.061	1:14.336	3	5.663	1:14.057	15	4.782	1:35.516	15	4.780	2:21.204
15	7.898	1:14.542	15	8.664	1:14.664	15	8.664	1:14.455	19	5.846	1:34.736	19	6.177	2:21.537
19	8.582	1:15.012	19	9.403	1:14.719	19	10.508	1:15.560	33	7.198	1:35.673	33	7.584	2:21.592
33	9.116	1:14.686	33	9.891	1:14.673	33	10.923	1:15.487	12	8.243	1:36.392	12	8.904	2:21.867
12	9.618	1:14.925	12	10.371	1:14.651	12	11.249	1:15.333	2	8.981	1:33.682	2	9.936	2:22.161
2	13.792	1:15.012	2	14.504	1:14.610	2	14.697	1:14.648	18	11.713	1:34.421	18	11.227	2:20.720
18	15.895	1:15.116	18	16.681	1:14.684	18	16.690	1:14.464	4	13.628	1:34.079	4	12.511	2:20.089
4	17.908	1:15.006	4	18.641	1:14.631	4	18.947	1:14.761	29	14.105	1:33.183	29	13.388	2:20.489
29	18.389	1:15.084	29	19.092	1:14.601	29	20.320	1:15.683	32	14.954	1:29.755	32	14.831	2:21.083
32	22.247	1:15.667	32	23.332	1:14.983	32	24.597	1:15.720	14	16.103	1:25.056	14	15.734	2:20.837
14	28.263	1:15.622	14	29.318	1:14.953	14	30.445	1:15.582	27	27.486	1:28.774	27	18.112	2:11.832
23	31.584	1:16.749	23	33.063	1:15.377	27	38.110	1:14.627	11	36.337	1:35.842	11	20.401	2:05.270
27	36.658	1:15.297	27	37.938	1:15.178	11	39.893	1:15.320	34	37.113	1:32.022	34	21.841	2:05.934
11	37.793	1:15.057	11	39.028	1:15.133	34	44.489	1:16.228	6	1 LAP	1:34.778	6	1 LAP	2:03.839
34	40.886	1:16.307	34	42.716	1:15.728	6	1 LAP	1:16.369						
6	1 LAP	1:16.083	6	1 LAP	1:15.649									

Weather/Track: Sun 17°/Dry 39°

www.mstworld.com

Page 3 of 5

Pau
Circuit Length = 2.7600 km.
Start: 12:37 End: 13:12

Printed - 13:15 Saturday, 02 June 2007

International Formula Master

LAP CHART - RACE 1

(contd.)

Lap 16			Lap 17			Lap 18			Lap 19			Lap 20		
No	Behind	Laptime	No	Behind	Laptime	No	Behind	Laptime	No	Behind	Laptime	No	Behind	Laptime
7		2:17.215	7		2:23.284	7		1:15.048	7		1:13.604	7		1:13.983
16	0.658	2:16.818	16	0.770	2:23.396	16	0.417	1:14.695	16	0.590	1:13.777	16	0.510	1:13.903
25	1.772	2:16.460	25	2.123	2:23.635	25	3.371	1:16.296	25	4.254	1:14.487	25	5.016	1:14.745
3	2.513	2:16.103	3	2.776	2:23.547	3	4.235	1:16.507	3	5.354	1:14.723	3	6.180	1:14.809
15	3.417	2:15.852	15	3.391	2:23.258	15	5.226	1:16.883	15	6.637	1:15.015	15	7.934	1:15.280
19	4.249	2:15.287	19	3.866	2:22.901	19	6.785	1:17.967	19	9.222	1:16.041	33	11.225	1:15.512
33	4.958	2:14.589	33	4.095	2:22.421	33	7.110	1:18.063	33	9.696	1:16.190	12	12.100	1:16.280
12	5.722	2:14.033	12	4.819	2:22.381	12	7.348	1:17.577	12	9.803	1:16.059	19	13.365	1:18.126
2	6.825	2:14.104	2	5.670	2:22.129	2	8.171	1:17.549	2	10.316	1:15.749	2	13.845	1:17.512
18	9.167	2:15.155	18	5.914	2:20.031	18	8.752	1:17.886	18	11.128	1:15.980	18	14.605	1:17.460
4	10.044	2:14.748	4	6.147	2:19.387	4	10.034	1:18.935	4	12.118	1:15.688	4	14.860	1:16.725
29	10.724	2:14.551	29	6.353	2:18.913	32	13.802	1:21.758	29	15.890	1:15.563	29	16.920	1:15.013
32	11.519	2:13.903	32	7.092	2:18.857	29	13.931	1:22.626	32	19.116	1:18.918	32	25.853	1:20.720
14	12.090	2:13.571	14	7.926	2:19.120	11	21.129	1:25.946	11	23.944	1:16.419	11	27.055	1:17.094
27	13.816	2:12.919	27	9.632	2:19.100	6	1 LAP	1:26.452	6	1 LAP	1:18.150	6	1 LAP	1:16.021
11	16.623	2:13.437	11	10.231	2:16.892	14	29.587	1:36.709	34	38.266	1:20.792	34	41.957	1:17.674
34	19.326	2:14.700	6	1 LAP	2:14.155	34	31.078	1:33.962	14	54.618	1:38.635			
6	1 LAP	2:14.845	34	12.164	2:16.122									

Weather/Track: Sun 17°/Dry 39°

www.mstworld.com

Page 4 of 5

Pau
Circuit Length = 2.7600 km.
Start: 12:37 End: 13:12

Printed - 13:15 Saturday, 02 June 2007

International Formula Master

LAP CHART - RACE 1

(contd.)

Lap 21			Lap 22			Lap 23			Lap 24			Lap 25		
No	Behind	Laptime	No	Behind	Laptime	No	Behind	Laptime	No	Behind	Laptime	No	Behind	Laptime
7		1:14.114	7		1:13.843	7		1:13.666	7		1:13.580	7		1:14.157
16	0.286	1:13.890	16	0.358	1:13.915	16	0.651	1:13.959	16	0.619	1:13.548	16	1.679	1:15.217
25	5.248	1:14.346	25	5.509	1:14.104	25	6.156	1:14.313	25	6.964	1:14.388	25	7.283	1:14.476
3	7.984	1:15.918	3	9.162	1:15.021	3	10.535	1:15.039	3	11.754	1:14.799	14	2 LAPS	1:32.330
15	8.804	1:14.984	15	10.785	1:15.824	15	12.607	1:15.488	15	14.461	1:15.434	3	12.767	1:15.170
14	1 LAP	1:44.650	33	13.392	1:15.217	33	15.050	1:15.324	33	18.059	1:16.589	15	15.389	1:15.085
33	12.018	1:14.907	12	16.517	1:17.036	2	19.359	1:15.652	2	20.878	1:15.099	33	19.653	1:15.751
12	13.324	1:15.338	2	17.373	1:15.977	12	20.013	1:17.162	12	21.622	1:15.189	2	21.533	1:14.812
2	15.239	1:15.508	19	20.276	1:17.426	18	23.279	1:16.539	18	24.614	1:14.915	12	23.024	1:15.559
19	16.693	1:17.442	18	20.406	1:17.141	29	23.727	1:16.237	29	25.590	1:15.443	18	25.532	1:15.075
18	17.108	1:16.617	4	20.815	1:17.081	4	25.735	1:18.586	4	28.036	1:15.881	29	26.454	1:15.021
4	17.577	1:16.831	29	21.156	1:16.737	19	29.212	1:22.602	19	35.460	1:19.828	4	29.345	1:15.466
29	18.262	1:15.456	32	37.590	1:19.159	32	43.479	1:19.555	32	48.586	1:18.687	19	42.364	1:21.061
32	32.274	1:20.535	11	37.975	1:19.097	11	43.829	1:19.520	11	48.919	1:18.670	32	53.624	1:19.195
11	32.721	1:19.780	6	1 LAP	1:19.656	6	1 LAP	1:18.981	6	1 LAP	1:18.317	11	53.734	1:18.972
6	1 LAP	1:17.886	14	1 LAP	1:44.258	34	52.461	1:17.140	34	55.168	1:16.287	6	1 LAP	1:19.257
34	45.869	1:18.026	34	48.987	1:16.961	14	1 LAP	1:35.598				34	57.925	1:16.914

Weather/Track: Sun 17°/Dry 39°

www.mstworld.com

Page 5 of 5

Pau
Circuit Length = 2.7600 km.
Start: 12:37 End: 13:12

Printed - 13:15 Saturday, 02 June 2007

International Formula Master WARM UP

POS	NO	CL	DRIVER	NAT	TEAM	TIME	LAPS	GAP	KPH
1	16		Maximilian GOETZ	GER	ISR	1:12.746	12		136.58
2	25		Jerome D'AMBROSIO	BEL	Cram Competition	1:12.843	9	0.097	136.40
3	7		Chris VAN DER DRIFT	NED	J.D. Motorsport	1:13.016	9	0.270	136.08
4	29		Johnny CECOTTO JR	VEN	Ombra Racing	1:13.196	10	0.450	135.74
5	33		Nick DE BRUIJN	NED	ADM Motorsport	1:13.378	11	0.632	135.40
6	2		Rahel FREY	SUI	Jenzer Motorsport	1:13.489	12	0.743	135.20
7	3		Juho ANNALA	FIN	Jenzer Motorsport	1:13.659	11	0.913	134.89
8	8		Kasper ANDERSEN	DEN	J.D. Motorsport	1:13.663	11	0.917	134.88
9	19		Pierre RAGUES	FRA	Euronova Racing	1:13.671	10	0.925	134.87
10	18		Alberto COSTA	ITA	Euronova Racing	1:13.673	11	0.927	134.86
11	5		Nicolas MAULINI	SUI	Iris Project	1:13.884	11	1.138	134.48
12	12		Pablo SANCHEZ LOPEZ	MEX	Alan Racing	1:13.926	11	1.180	134.40
13	40		Luigi FERRARA	ITA	Euronova Racing	1:13.939	12	1.193	134.38
14	6		Claudio CANTELLI JR	BRA	J.D. Motorsport	1:14.089	11	1.343	134.10
15	21		Frankie PROVENZANO	ITA	ADM Motorsport	1:14.163	11	1.417	133.97
16	24		Arturo LLOBEL	ESP	Cram Competition	1:14.264	12	1.518	133.79
17	26		Rodolfo AVILA	MAC	Cram Competition	1:14.439	11	1.693	133.47
18	9		Marcello PUGLISI	ITA	Promotorsport	1:14.553	11	1.807	133.27
19	4		Oliver CAMPOS HULL	ESP	Iris Project	1:14.699	11	1.953	133.01
20	15		Salvatore GATTO	ITA	Alan Racing	1:14.843	11	2.097	132.75
21	30		Dominick MUERMANS	NED	Ombra Racing	1:14.950	11	2.204	132.56
22	32		Massimo TORRE	ITA	Scuderia Fama	1:14.981	11	2.235	132.51
23	11		Ignazio BELLUARDO	ITA	Promotorsport	1:15.346	11	2.600	131.87
24	34		Dominik SCHRAML	GER	ADM Motorsport	1:15.570	9	2.824	131.48
25	14		Giuseppe TERRANOVA	ITA	Alan Racing	1:16.097	6	3.351	130.57
26	27		Tor GRAVES	GBR	Team JVA	1:19.558	6	6.812	124.89

Weather/Track: Sun 18°/Dry 38°

Pau
Circuit Length = 2.7600 km.
Start: 10:50 End: 11:05

Race Director:	Steward:	Timekeeper:
----------------	----------	-------------

International Formula Master Warm-Up - Sector Analysis Report

Lap S1 Time S1 Spd S2 Time S2 Spd S3 Time S3 Spd Lap Time Pit Lap S1 Time S1 Spd S2 Time S2 Spd S3 Time S3 Spd Lap Time Pit

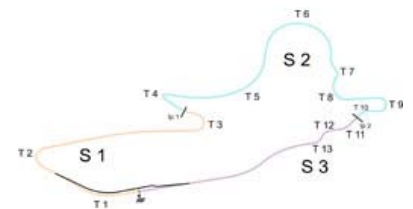
2 FREY SUI Jenzer Motorsport															
1	16:04.696	71.6	41.274	119.4	17.619	197.3	17:03.589	8	24.673	110.5	33.897	131.5	15.247	218.4	1:13.817
2	26.476	98.6	35.233	130.6	15.532	214.2	1:17.241	9	24.966	116.3	33.876	131.1	15.451	216.3	1:14.293
3	26.823	100.6	34.833	129.6	15.451	218.4	1:17.107	10	24.913	103.0	33.732	131.9	15.264	217.9	1:13.909
4	25.012	103.4	34.844	130.7	15.408	216.8	1:15.264	11	24.530	113.7	33.646	132.0	15.313	218.9	1:13.489
5	24.780	107.9	33.828	131.2	15.245	217.9	1:13.853	12	25.281	112.1	35.271	129.1	15.613	216.8	1:16.165
6	24.756	109.5	34.072	131.7	15.277	217.3	1:14.105								
7	24.860	98.4	36.176	94.4	17.429	215.8	1:18.465								

3 ANNALA FIN Jenzer Motorsport															
1	17:10.696	74.8	42.474	106.8	17.702	209.3	18:10.872	7	25.027	104.0	34.088	129.3	15.362	217.9	1:14.477
2	29.019	91.4	36.615	123.4	16.031	214.7	1:21.665	8	24.707	109.9	33.849	132.4	15.292	218.9	1:13.848
3	26.312	96.5	35.599	129.0	15.665	215.8	1:17.576	9	24.702	106.0	33.662	132.2	15.295	218.4	1:13.659
4	25.584	103.1	34.420	131.2	15.443	216.3	1:15.447	10	25.025	107.4	33.597	132.7	15.305	218.4	1:13.927
5	25.455	106.9	33.691	131.7	15.299	218.4	1:14.445	11	24.911	106.1	34.106	132.9	15.260	221.6	1:14.277
6	25.256	83.5	37.873	96.5	18.179	216.8	1:21.308								

4 CAMPOS HULL ESP Iris Project															
1	17:06.145	77.0	46.471	103.3	19.712	201.7	18:12.328	7	25.140	105.8	34.819	130.3	15.719	217.3	1:15.678
2	28.975	92.5	38.024	123.7	16.189	212.2	1:23.188	8	25.013	105.4	34.391	131.4	15.537	215.8	1:14.941
3	26.030	103.5	37.664	120.1	15.972	214.2	1:19.666	9	26.014	104.3	35.811	129.9	15.868	215.3	1:17.693
4	25.662	107.3	34.839	130.4	15.639	215.3	1:16.140	10	24.982	110.5	34.557	129.5	15.474	216.3	1:15.013
5	25.018	112.5	34.309	131.1	15.372	215.3	1:14.699	11	25.085	106.6	34.747	130.3	15.657	216.3	1:15.489
6	24.756	110.4	35.055	94.0	17.338	216.3	1:17.149								

5 MAULINI SUI Iris Project															
1	17:11.613	62.0	41.963	109.4	17.634	211.2	18:11.210	7	24.898	113.5	34.392	131.5	15.335	220.5	1:14.625
2	27.733	100.6	35.809	128.2	15.688	214.2	1:19.230	8	24.876	111.4	34.199	132.5	15.459	220.0	1:14.534
3	25.219	107.1	34.624	129.5	15.350	215.8	1:15.193	9	25.847	101.5	34.907	129.1	15.425	218.4	1:16.179
4	25.039	110.7	34.004	131.1	15.357	217.9	1:14.400	10	24.777	112.3	33.900	131.4	15.207	216.8	1:13.884
5	25.173	104.9	34.937	126.1	16.026	216.8	1:16.136	11	24.906	111.4	34.026	132.0	15.636	215.8	1:14.568
6	24.840	112.1	34.769	94.6	16.848	216.8	1:16.457								

6 CANTELLI JR BRA J.D. Motorsport															
1	16:48.555	71.7	43.188	92.5	17.581	209.3	17:49.324	7	26.055	74.6	41.957	84.3	16.601	217.3	1:24.613
2	27.665	80.3	40.623	99.2	16.063	215.8	1:24.351	8	24.825	111.2	33.860	133.7	15.404	219.5	1:14.089
3	25.756	92.7	38.105	99.3	15.880	215.3	1:19.741	9	24.907	103.2	34.103	134.9	15.640	220.5	1:14.650
4	25.021	104.6	34.435	133.9	15.518	216.8	1:14.974	10	24.629	105.4	34.113	132.0	15.589	222.2	1:14.331
5	25.069	101.4	41.006	114.5	16.800	219.5	1:22.875	11	28.540	63.0	39.823	131.5	15.396	217.9	1:23.759
6	24.757	107.7	34.009	133.9	16.258	216.8	1:15.024								

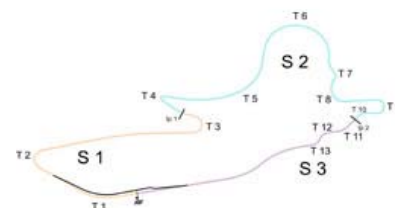


Circuit Length - 2.76 kilometres
Circuit de la ville de Pau
Pau

Weather/Track: Sun 18°/Dry 38°

International Formula Master Warm-Up - Sector Analysis Report

Lap	S1 Time	S1 Spd	S2 Time	S2 Spd	S3 Time	S3 Spd	Lap Time	Pit	Lap	S1 Time	S1 Spd	S2 Time	S2 Spd	S3 Time	S3 Spd	Lap Time	Pit
7 VAN DER DRIFT NED J.D. Motorsport																	
1	16:47.393	83.5	42.596	93.5	16.776	213.7	17:46.765		6	25.203	98.9	34.758	126.4	16.305	213.2	1:16.266	
2	26.637	93.9	36.074	129.0	15.627	216.3	1:18.338		7	24.974	100.5	34.132	128.5	15.193	216.3	1:14.299	
3	25.690	102.2	36.591	129.3	15.417	216.8	1:17.698		8	24.381	103.5	33.479	131.1	15.156	217.3	1:13.016	
4	24.606	106.9	33.944	130.6	15.155	218.9	1:13.705		9	24.595	107.9	35.904	125.9	25.775		1:26.274	Pit
5	25.286	104.1	34.625	127.7	15.297	218.4	1:15.208										
8 ANDERSEN DEN J.D. Motorsport																	
1	17:10.051	86.2	40.756	119.1	16.518	212.2	18:07.325		7	26.191	87.3	37.650	116.7	15.552	216.8	1:19.393	
2	26.109	105.2	35.847	128.5	15.616	215.3	1:17.572		8	24.834	107.3	33.988	131.5	15.319	217.9	1:14.141	
3	25.076	108.5	34.440	132.4	15.310	216.8	1:14.826		9	24.495	109.7	33.924	131.5	15.293	217.3	1:13.712	
4	24.838	108.7	34.583	131.1	15.346	217.3	1:14.767		10	24.610	107.3	33.927	131.4	15.298	216.3	1:13.835	
5	24.392	109.4	34.576	103.9	16.608	218.4	1:15.576		11	24.694	105.4	33.746	130.4	15.223	217.3	1:13.663	
6	24.511	110.5	34.119	129.8	16.671	218.9	1:15.301										
9 PUGLISI ITA Promotorsport																	
1	16:53.607	73.2	40.535	121.3	16.879	211.2	17:51.021		7	24.993	93.5	37.466	127.1	15.670	217.3	1:18.129	
2	26.733	85.8	37.938	124.7	15.663	214.2	1:20.334		8	26.131	101.2	34.906	126.8	15.432	216.3	1:16.469	
3	26.159	80.1	36.879	128.7	15.754	216.3	1:18.792		9	25.004	99.1	34.876	130.6	15.483	218.9	1:15.363	
4	25.539	91.4	35.551	129.0	16.249	217.3	1:17.339		10	24.700	102.8	34.387	132.0	15.585	216.8	1:14.672	
5	25.108	103.8	44.278	112.2	15.712	217.3	1:25.098		11	24.761	101.6	34.450	129.1	15.342	217.9	1:14.553	
6	25.263	102.7	34.963	126.2	15.968	215.8	1:16.194										
11 BELLUARDO ITA Promotorsport																	
1	16:30.123	63.6	45.721	93.0	17.184	211.7	17:33.028		7	25.458	100.5	34.396	129.9	15.492	215.8	1:15.346	
2	27.317	96.9	37.133	128.2	15.857	216.8	1:20.307		8	25.481	98.0	34.864	123.7	15.863	215.3	1:16.208	
3	25.786	110.5	35.850	129.6	15.709	213.2	1:17.345		9	25.386	93.3	35.062	122.9	15.804	214.2	1:16.252	
4	25.193	106.8	36.947	94.9	21.638	195.6	1:23.778		10	25.584	106.0	35.264	127.0	15.673	215.8	1:16.521	
5	25.542	93.8	35.114	128.8	15.863	215.3	1:16.519		11	25.158	98.3	35.078	124.0	16.027	204.5	1:16.263	
6	25.489	104.8	34.624	127.1	17.146	202.2	1:17.259										
12 SANCHEZ LOPEZ MEX Alan Racing																	
1	16:40.678	73.1	48.908	84.2	16.693	211.2	17:46.279		7	24.727	109.0	34.349	127.7	15.221	215.8	1:14.297	
2	26.416	104.6	36.231	126.7	16.067	214.7	1:18.714		8	24.970	106.1	34.303	131.1	15.211	217.9	1:14.484	
3	25.302	104.4	34.890	127.6	15.643	218.4	1:15.835		9	24.792	104.9	34.040	130.9	15.094	217.3	1:13.926	
4	24.955	103.7	34.300	128.2	15.155	221.1	1:14.410		10	24.775	104.6	34.159	130.9	15.154	217.9	1:14.088	
5	32.405	96.9	40.352	129.1	15.180	217.3	1:27.937		11	24.852	107.4	34.206	130.3	18.768	117.1	1:17.826	
6	24.735	108.7	34.975	130.7	15.533	215.3	1:15.243										
14 TERRANOVA ITA Alan Racing																	
1	16:42.734	74.9	47.936	91.9	17.511	211.2	17:48.181		5	25.753	92.1	36.212	126.2	15.614	215.8	1:17.579	
2	26.987	99.0	37.365	119.1	16.037	214.7	1:20.389		6	25.029	113.3	39.530	102.1	27.762		1:32.321	Pit
3	26.184	101.9	35.838	126.2	15.725	215.8	1:17.747										
4	25.264	111.2	35.161	129.6	15.672	215.3	1:16.097										

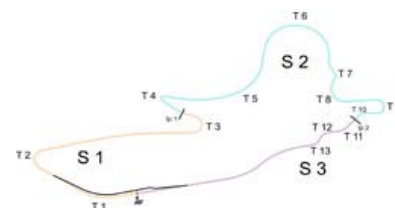


Circuit Length - 2.76 kilometres
Circuit de la ville de Pau
Pau

Weather/Track: Sun 18°/Dry 38°

International Formula Master Warm-Up - Sector Analysis Report

Lap	S1 Time	S1 Spd	S2 Time	S2 Spd	S3 Time	S3 Spd	Lap Time	Pit	Lap	S1 Time	S1 Spd	S2 Time	S2 Spd	S3 Time	S3 Spd	Lap Time	Pit
15 GATTO									ITA Alan Racing								
1	16:26.662		51.318	73.2	17.846	210.2	17:35.826		7	26.560	103.7	34.750	129.0	15.551	214.7	1:16.861	
2	31.132	100.2	38.387	123.7	16.079	212.7	1:25.598		8	25.170	103.2	34.442	130.9	15.426	215.3	1:15.038	
3	25.871	98.7	35.544	126.5	15.635	212.7	1:17.050		9	25.259	102.1	34.309	132.9	15.395	215.8	1:14.963	
4	25.276	103.1	34.580	126.7	15.328	214.7	1:15.184		10	25.196	103.7	34.154	129.9	15.493	214.7	1:14.843	
5	25.356	100.8	34.659	130.1	15.453	215.8	1:15.468		11	25.325	103.4	34.480	131.7	15.439	214.2	1:15.244	
6	25.547	106.5	33.943	130.9	1:06.435	186.7	2:05.925										
16 GOETZ									GER ISR								
1	16:03.064	80.3	41.219	115.9	19.686	172.0	17:03.969		8	24.200	110.9	33.382	130.6	15.164	218.9	1:12.746	
2	30.186	82.0	39.294	108.4	16.222	215.3	1:25.702		9	24.365	110.4	33.610	130.4	15.089	221.6	1:13.064	
3	26.553	96.9	34.909	130.6	15.483	218.4	1:16.945		10	24.847	109.7	33.230	131.1	15.119	219.5	1:13.196	
4	27.886	94.2	35.250	125.0	15.444	217.9	1:18.580		11	24.361	107.3	33.444	130.7	15.208	217.9	1:13.013	
5	24.823	109.7	33.810	130.7	15.219	217.9	1:13.852		12	24.591	93.3	36.833	128.5	15.126	220.0	1:16.550	
6	24.571	103.8	33.690	128.8	15.039	218.4	1:13.300										
7	24.322	104.8	34.193	115.4	17.259	217.9	1:15.774										
18 COSTA									ITA Euronova Racing								
1	16:21.228	81.2	47.442	111.3	16.834	204.0	17:25.504		7	24.396	108.1	35.036	79.4	16.610	216.3	1:16.042	
2	27.824	97.9	36.697	124.9	16.035	212.2	1:20.556		8	24.786	108.7	33.726	131.1	15.187	216.3	1:13.699	
3	25.189	104.6	34.621	132.2	15.340	214.2	1:15.150		9	24.648	107.9	33.608	133.0	15.417	220.0	1:13.673	
4	25.436	110.0	34.251	130.1	15.697	215.8	1:15.384		10	24.695	108.2	34.374	133.0	16.696	209.3	1:15.765	
5	24.790	104.1	34.296	127.7	15.171	219.5	1:14.257		11	24.701	109.7	38.648	113.7	27.360		1:30.709 Pit	
6	24.966	99.1	34.152	130.7	15.569	215.8	1:14.687										
19 RAGUES									FRA Euronova Racing								
1	16:15.211	92.7	38.377	126.5	24.984		17:18.572 Pit		7	24.502	107.6	33.737	131.4	15.432	218.9	1:13.671	
2	52.168	101.8	35.900	125.6	15.787	215.3	1:43.855		8	25.514	97.2	40.460	129.8	15.618	216.8	1:21.592	
3	25.554	102.2	36.588	101.0	15.739	216.8	1:17.881		9	24.602	104.6	33.653	131.5	23.990		1:22.245 Pit	
4	24.864	106.3	34.000	131.4	15.458	216.3	1:14.322		10	2:32.136	103.4	34.535	130.4	15.554	215.3	3:22.225	
5	25.917	97.1	39.416	87.1	16.245	215.3	1:21.578										
6	24.739	104.1	33.687	132.0	15.768	216.3	1:14.194										
21 PROVENZANO									ITA ADM Motorsport								
1	17:16.840	85.6	42.127	118.0	16.082	215.3	18:15.049		7	25.204	95.8	34.054	129.0	15.478	218.4	1:14.736	
2	31.519	93.3	35.397	128.8	15.534	216.3	1:22.450		8	24.711	102.4	33.920	131.5	15.640	216.3	1:14.271	
3	25.993	96.5	35.012	127.0	15.485	216.3	1:16.490		9	24.833	103.5	34.177	132.0	15.500	217.3	1:14.510	
4	25.135	103.5	34.018	129.9	15.457	217.9	1:14.610		10	24.844	107.7	33.999	128.2	15.320	217.9	1:14.163	
5	24.928	101.6	33.986	126.1	15.449	216.3	1:14.363		11	24.784	97.4	34.011	130.1	15.420	217.9	1:14.215	
6	24.941	101.9	35.729	94.8	18.082	218.9	1:18.752										

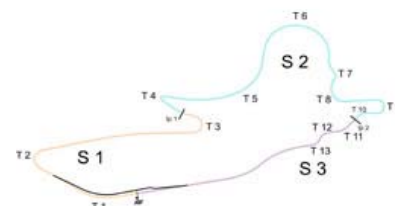


Circuit Length - 2.76 kilometres
Circuit de la ville de Pau
Pau

Weather/Track: Sun 18°/Dry 38°

International Formula Master Warm-Up - Sector Analysis Report

Lap	S1 Time	S1 Spd	S2 Time	S2 Spd	S3 Time	S3 Spd	Lap Time	Pit	Lap	S1 Time	S1 Spd	S2 Time	S2 Spd	S3 Time	S3 Spd	Lap Time	Pit
24 LLOBEL ESP Cram Competition																	
1	16:16.343	80.7	43.653	103.9	17.156	210.2	17:17.152		8	25.048	109.0	34.857	129.5	15.472	215.3	1:15.377	
2	28.661	86.7	38.557	121.2	15.949	208.3	1:23.167		9	25.048	101.1	37.814	132.4	15.475	216.3	1:18.337	
3	27.088	100.0	36.554	129.1	15.868	211.2	1:19.510		10	24.942	113.0	34.220	130.9	15.438	214.7	1:14.600	
4	28.105	89.3	35.357	130.3	15.673	214.2	1:19.135		11	24.958	109.2	34.177	126.4	15.397	214.7	1:14.532	
5	25.086	105.4	34.192	130.1	15.557	215.3	1:14.835		12	24.832	115.7	34.129	131.7	15.413	216.3	1:14.374	
6	24.753	106.6	34.078	131.5	15.433	213.7	1:14.264										
7	24.958	111.1	34.428	125.2	15.821	215.3	1:15.207										
25 D'AMBROSIO BEL Cram Competition																	
1	16:07.228	76.6	40.458	113.7	16.959	175.0	17:04.645		6	24.976	104.6	34.052	131.2	24.536		1:23.564	Pit
2	28.179	89.3	36.948	125.3	15.856	213.2	1:20.983		7	3:31.882	96.3	34.431	130.3	15.234	217.3	4:21.547	
3	26.222	94.9	35.477	119.5	16.946	167.5	1:18.645		8	24.699	107.1	33.745	129.8	15.123	215.8	1:13.567	
4	32.499	68.7	40.794	91.8	17.789	216.3	1:31.082		9	24.604	108.9	33.259	131.9	14.980	217.3	1:12.843	
5	25.412	100.2	34.417	129.5	15.209	216.3	1:15.038										
26 AVILA MAC Cram Competition																	
1	16:09.510	89.7	39.523	116.0	16.341	195.6	17:05.374		7	25.155	106.1	35.242	91.4	15.751	216.3	1:16.148	
2	27.886	92.1	37.129	123.6	15.625	215.3	1:20.640		8	24.923	115.9	34.203	129.0	15.339	217.9	1:14.465	
3	26.511	98.7	35.446	115.4	15.669	200.4	1:17.626		9	24.515	109.5	33.937	127.6	15.987	202.7	1:14.439	
4	31.307	79.1	40.648	93.5	18.287	214.2	1:30.242		10	26.117	111.6	34.640	127.1	15.221	220.5	1:15.978	
5	25.410	105.5	34.588	123.3	15.391	214.7	1:15.389		11	25.019	108.4	33.974	127.6	22.916		1:21.909	Pit
6	24.975	108.5	34.277	130.1	15.378	215.8	1:14.630										
27 GRAVES GBR Team JVA																	
1	16:26.488	68.9	47.842	91.3	17.771	213.7	17:32.101		5	25.385	102.7	38.268	122.4	15.905	216.8	1:19.558	
2	31.217	76.8	44.342	98.6	18.386	206.8	1:33.945		6	26.176	88.2	53.465	99.9	33.243		1:52.884	Pit
3	30.271	80.1	43.292	112.2	16.435	215.8	1:29.998										
4	29.270	80.1	37.698	123.2	16.111	215.3	1:23.079										
29 CECOTTO JR VEN Ombra Racing																	
1	16:41.080	66.5	41.210	121.3	16.177	214.2	17:38.467		7	2:38.753	97.5	34.028	126.2	15.337	217.3	3:28.118	
2	25.939	89.8	35.907	129.0	15.716	214.7	1:17.562		8	24.574	107.9	33.914	133.5	15.310	217.3	1:13.798	
3	25.223	94.6	35.157	128.7	15.567	217.3	1:15.947		9	24.402	101.8	33.538	134.0	15.256	218.4	1:13.196	
4	24.656	100.4	34.444	130.9	15.484	215.3	1:14.584		10	24.611	105.5	35.886	117.6	25.380	87.8	1:25.877	
5	25.000	100.5	34.008	132.4	15.353	216.8	1:14.361										
6	24.648	105.1	33.953	129.5	25.075		1:23.676	Pit									



Weather/Track: Sun 18°/Dry 38°

Circuit Length - 2.76 kilometres
Circuit de la ville de Pau
Pau

International Formula Master Warm-Up - Sector Analysis Report

Lap S1 Time S1 Spd S2 Time S2 Spd S3 Time S3 Spd Lap Time Pit Lap S1 Time S1 Spd S2 Time S2 Spd S3 Time S3 Spd Lap Time Pit

30 MUERMANS

NED

Ombra Racing

1	16:27.418	62.4	46.032	99.7	17.402	201.3	17:30.852	7	25.456	106.1	34.105	127.3	15.905	185.1	1:15.466
2	28.250	89.3	37.835	116.8	16.129	212.2	1:22.214	8	25.779	100.2	34.168	127.4	15.690	213.7	1:15.637
3	26.927	99.4	36.000	119.5	16.141	185.9	1:19.068	9	25.033	103.7	34.303	126.8	15.614	215.3	1:14.950
4	26.278	100.2	35.942	120.1	16.444	213.2	1:18.664	10	25.175	107.4	35.643	109.8	16.124	214.2	1:16.942
5	27.032	97.9	35.094	127.3	15.771	213.7	1:17.897	11	25.343	104.3	36.608	108.8	27.336		1:29.287 Pit
6	26.531	97.5	34.779	126.7	16.946	211.7	1:18.256								

32 TORRE

ITA

Scuderia Fama

1	17:19.228	76.8	41.378	107.8	16.704	203.6	18:17.310	7	25.889	103.0	34.707	130.6	15.665	217.3	1:16.261
2	31.419	82.9	39.820	77.8	16.660	206.4	1:27.899	8	25.092	110.4	34.589	131.4	15.402	218.4	1:15.083
3	27.559	97.6	37.770	98.2	16.003	215.8	1:21.332	9	25.069	114.1	34.474	131.5	15.509	217.9	1:15.052
4	25.624	106.8	36.777	130.6	15.508	215.3	1:17.909	10	25.014	106.9	34.618	128.8	15.447	217.3	1:15.079
5	24.987	113.5	34.553	129.0	15.628	214.7	1:15.168	11	25.043	111.6	34.535	129.8	15.403	217.9	1:14.981
6	24.700	115.3	34.756	110.3	17.207	214.7	1:16.663								

33 DE BRUIJN

NED

ADM Motorsport

1	17:04.091	80.4	41.876	121.0	16.346	196.5	18:02.313	7	25.444	102.5	33.874	131.1	15.512	214.7	1:14.830
2	27.866	94.3	36.389	129.0	15.715	214.2	1:19.970	8	24.686	109.2	34.077	130.9	15.393	216.3	1:14.156
3	25.429	107.9	34.096	131.5	15.298	217.9	1:14.823	9	24.735	108.2	33.428	132.9	15.472	215.3	1:13.635
4	25.071	110.5	33.741	133.4	15.358	216.3	1:14.170	10	24.588	112.3	33.560	131.7	15.230	215.8	1:13.378
5	24.624	104.6	37.181	103.1	15.613	215.8	1:17.418	11	24.596	113.3	33.517	132.9	15.422	186.7	1:13.535
6	25.080	110.0	33.775	125.0	17.261	215.3	1:16.116								

34 SCHRAML

GER

ADM Motorsport

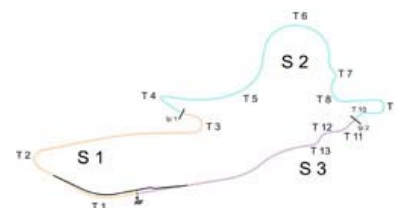
1	16:43.809	63.9	47.394	93.2	17.762	213.2	17:48.965	6	25.622	111.8	35.436	115.5	18.772	212.7	1:19.830
2	27.451	93.7	37.217	122.6	16.056	216.3	1:20.724	7	27.485	74.4	37.997	102.4	15.824	217.3	1:21.306
3	27.156	69.9	36.861	127.0	15.729	216.8	1:19.746	8	25.314	101.9	34.788	129.5	15.468	217.3	1:15.570
4	25.578	109.9	35.530	126.7	15.939	216.3	1:17.047	9	25.569	105.4	35.042	128.4	26.322		1:26.933 Pit
5	25.322	108.4	37.150	127.1	15.693	217.9	1:18.165								

40 FERRARA

ITA

Euronova Racing

1	16:17.509	74.6	40.954	118.1	16.632	209.3	17:15.095	8	24.729	106.8	34.150	131.5	15.369	215.8	1:14.248
2	26.461	102.7	36.284	129.5	15.899	212.2	1:18.644	9	25.007	110.2	36.470	132.5	15.388	215.3	1:16.865
3	25.184	104.9	34.988	131.1	15.678	215.8	1:15.850	10	24.600	111.8	34.152	133.0	15.361	216.3	1:14.113
4	26.751	100.6	35.791	131.5	15.645	216.8	1:18.187	11	24.602	113.3	34.035	132.9	15.529	214.7	1:14.166
5	24.755	99.7	34.835	132.4	15.380	216.3	1:14.970	12	24.477	112.5	33.973	133.4	15.489	215.8	1:13.939
6	24.647	109.2	34.187	133.5	15.373	215.3	1:14.207								
7	24.653	106.8	34.868	109.9	17.156	211.7	1:16.677								



Circuit Length - 2.76 kilometres
Circuit de la ville de Pau
Pau

Weather/Track: Sun 18°/Dry 38°

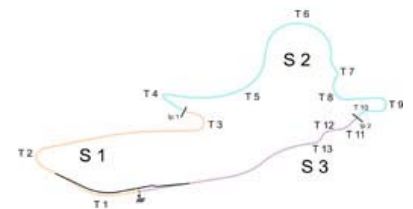
Printed at 11:08, Sunday, 03 June, 2007

© MST Systems Ltd, 2005 (www.mstworld.com)

Page 5

International Formula Master Warm-Up - Best Sector Speeds Report

SECTOR 1				SECTOR 2				SECTOR 3				
POS	NO	NAME	SPEED	LAP	NO	NAME	SPEED	LAP	NO	NAME	SPEED	LAP
1	2	FREY	116.3	9	6	CANTELLI JR	134.9	9	6	CANTELLI JR	222.2	10
2	26	AVILA	115.9	8	29	CECOTTO JR	134.0	9	3	ANNALA	221.6	11
3	24	LLOBEL	115.7	12	40	FERRARA	133.5	6	16	GOETZ	221.6	9
4	32	TORRE	115.3	6	33	DE BRUIJN	133.4	4	12	SANCHEZ LOP	221.1	4
5	5	MAULINI	113.5	7	18	COSTA	133.0	9	5	MAULINI	220.5	7
6	14	TERRANOVA	113.3	6	3	ANNALA	132.9	11	26	AVILA	220.5	10
7	33	DE BRUIJN	113.3	11	15	GATTO	132.9	9	18	COSTA	220.0	9
8	40	FERRARA	113.3	11	5	MAULINI	132.5	8	2	FREY	218.9	11
9	4	CAMPOS HUL	112.5	5	8	ANDERSEN	132.4	3	7	VAN DER DRI	218.9	4
10	34	SCHRAML	111.8	6	24	LLOBEL	132.4	9	8	ANDERSEN	218.9	6
11	6	CANTELLI JR	111.2	8	2	FREY	132.0	11	9	PUGLISI	218.9	9
12	16	GOETZ	110.9	8	9	PUGLISI	132.0	10	19	RAGUES	218.9	7
13	8	ANDERSEN	110.5	6	19	RAGUES	132.0	6	21	PROVENZANO	218.9	6
14	11	BELLUARDO	110.5	3	21	PROVENZANO	132.0	9	29	CECOTTO JR	218.4	9
15	18	COSTA	110.0	4	25	D'AMBROSIO	131.9	9	32	TORRE	218.4	8
16	3	ANNALA	109.9	8	32	TORRE	131.5	9	33	DE BRUIJN	217.9	3
17	12	SANCHEZ LOP	109.0	7	4	CAMPOS HUL	131.4	8	34	SCHRAML	217.9	5
18	25	D'AMBROSIO	108.9	9	7	VAN DER DRI	131.1	8	4	CAMPOS HUL	217.3	7
19	7	VAN DER DRI	107.9	9	12	SANCHEZ LOP	131.1	8	25	D'AMBROSIO	217.3	7
20	29	CECOTTO JR	107.9	8	16	GOETZ	131.1	10	11	BELLUARDO	216.8	2
21	21	PROVENZANO	107.7	10	26	AVILA	130.1	6	27	GRAVES	216.8	5
22	19	RAGUES	107.6	7	11	BELLUARDO	129.9	7	40	FERRARA	216.8	4
23	30	MUERMANS	107.4	10	14	TERRANOVA	129.6	4	24	LLOBEL	216.3	9
24	15	GATTO	106.5	6	34	SCHRAML	129.5	8	14	TERRANOVA	215.8	3
25	9	PUGLISI	103.8	5	30	MUERMANS	127.4	8	15	GATTO	215.8	5
26	27	GRAVES	102.7	5	27	GRAVES	123.2	4	30	MUERMANS	215.3	9



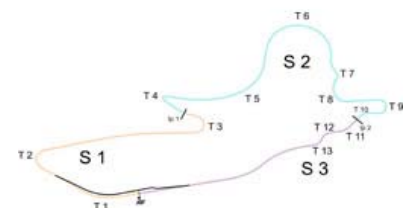
Circuit Length - 2.76 kilometres
Circuit de la ville de Pau
Pau

Weather/Track: Sun 18°/Dry 38°

International Formula Master Warm-Up - Best Sector Times Report

POS	SECTOR 1			SECTOR 2			SECTOR 3			NO	NAME	IDEAL/BEST LAP COMPARISON			DIFF
	NO	TIME	LAP	NO	TIME	LAP	NO	TIME	LAP			IDEAL	BEST	LAP	
1	16	24.200	8	16	33.230	10	25	14.980	9	16	GOETZ	1:12.469	1:12.746	8	+ 0.277
2	7	24.381	8	25	33.259	9	16	15.039	6	25	D'AMBROSI	1:12.843	1:12.843	9	+ 0.000
3	8	24.392	5	33	33.428	9	12	15.094	9	7	VAN DER DR	1:13.015	1:13.016	8	+ 0.001
4	18	24.396	7	7	33.479	8	7	15.155	4	18	COSTA	1:13.175	1:13.673	9	+ 0.498
5	29	24.402	9	29	33.538	9	18	15.171	5	29	CECOTTO JR	1:13.196	1:13.196	9	+ 0.000
6	40	24.477	12	3	33.597	10	5	15.207	10	33	DE BRUIJN	1:13.246	1:13.378	10	+ 0.132
7	19	24.502	7	18	33.608	9	26	15.221	10	8	ANDERSEN	1:13.361	1:13.663	11	+ 0.302
8	26	24.515	9	2	33.646	11	8	15.223	11	2	FREY	1:13.421	1:13.489	11	+ 0.068
9	2	24.530	11	19	33.653	9	33	15.230	10	3	ANNALA	1:13.559	1:13.659	9	+ 0.100
10	33	24.588	10	8	33.746	11	2	15.245	5	19	RAGUES	1:13.587	1:13.671	7	+ 0.084
11	25	24.604	9	6	33.860	8	29	15.256	9	26	AVILA	1:13.673	1:14.439	9	+ 0.766
12	6	24.629	10	5	33.900	10	3	15.260	11	40	FERRARA	1:13.811	1:13.939	12	+ 0.128
13	9	24.700	10	21	33.920	8	21	15.320	10	12	SANCHEZ LO	1:13.861	1:13.926	9	+ 0.065
14	32	24.700	6	26	33.937	9	15	15.328	4	5	MAULINI	1:13.884	1:13.884	10	+ 0.000
15	3	24.702	9	15	33.943	6	9	15.342	11	6	CANTELLI J	1:13.885	1:14.089	8	+ 0.204
16	21	24.711	8	40	33.973	12	40	15.361	10	21	PROVENZAN	1:13.951	1:14.163	10	+ 0.212
17	12	24.727	7	12	34.040	9	4	15.372	5	24	LLOBEL	1:14.228	1:14.264	6	+ 0.036
18	24	24.753	6	24	34.078	6	6	15.396	11	9	PUGLISI	1:14.429	1:14.553	11	+ 0.124
19	4	24.756	6	30	34.105	7	24	15.397	11	4	CAMPOS HU	1:14.437	1:14.699	5	+ 0.262
20	5	24.777	10	4	34.309	5	32	15.402	8	15	GATTO	1:14.441	1:14.843	10	+ 0.402
21	14	25.029	6	9	34.387	10	19	15.432	7	32	TORRE	1:14.576	1:14.981	11	+ 0.405
22	30	25.033	9	11	34.396	7	34	15.468	8	30	MUERMANS	1:14.752	1:14.950	9	+ 0.198
23	11	25.158	11	32	34.474	9	11	15.492	7	11	BELLUARDO	1:15.046	1:15.346	7	+ 0.300
24	15	25.170	8	34	34.788	8	14	15.614	5	34	SCHRAML	1:15.570	1:15.570	8	+ 0.000
25	34	25.314	8	14	35.161	4	30	15.614	9	14	TERRANOVA	1:15.804	1:16.097	4	+ 0.293
26	27	25.385	5	27	37.698	4	27	15.905	5	27	GRAVES	1:18.988	1:19.558	5	+ 0.570

'Perfect Lap' - 1:12.410



Circuit Length - 2.76 kilometres
Circuit de la ville de Pau
Pau

Weather/Track: Sun 18°/Dry 38°

International Formula Master

GRID FOR RACE 2

ROW 14	21	PROVENZANO	5	MAULINI
ROW 13	40	FERRARA	24	LLOBEL
ROW 12	30	MUERMANS	9	PUGLISI
ROW 11	26	AVILA	8	ANDERSEN
ROW 10	23	ISOHELLA	27	GRAVES
ROW 9	14	TERRANOVA	6	CANTELLI JR
ROW 8	34	SCHRAML	11	BELLUARDO
ROW 7	32	TORRE	19	RAGUES
ROW 6	4	CAMPOS HULL	29	CECOTTO JR
ROW 5	18	COSTA	7	VAN DER DRIFT
ROW 4	16	GOETZ	25	D'AMBROSIO
ROW 3	3	ANNALA	15	GATTO
ROW 2	33	DE BRUIJN	2	FREY
ROW 1	12	SANCHEZ LOPEZ		
		POLE		

Car 31 excluded, Stewards Decision 6 refers
Car 22 withdrawn

Pau
Circuit Length = 2.7600 km.

Race Director:	Steward:	Timekeeper:
----------------	----------	-------------

International Formula Master RACE CLASSIFICATION - RACE 2

POS	NO	CL	DRIVER	NAT	TEAM	TIME	LAPS	GAP	KPH	BEST
1	12		Pablo SANCHEZ LOPEZ	MEX	Alan Racing	46:09.188	21		75.41	1:14.367
2	3		Juho ANNALA	FIN	Jenzer Motorsport	46:11.737	21	2.549	75.34	1:14.316
3	25		Jerome D'AMBROSIO	BEL	Cram Competition	46:11.987	21	2.799	75.33	1:13.288
4	15		Salvatore GATTO	ITA	Alan Racing	46:16.226	21	7.038	75.22	1:14.602
5	19		Pierre RAGUES	FRA	Euronova Racing	46:17.163	21	7.975	75.19	1:14.620
6	16		Maximilian GOETZ	GER	ISR	46:17.393	21	8.205	75.19	1:14.549
7	32		Massimo TORRE	ITA	Scuderia Fama	46:28.598	21	19.410	74.88	1:15.484
8	6		Claudio CANTELLI JR	BRA	J.D. Motorsport	46:33.111	21	23.923	74.76	1:15.174
9	34		Dominik SCHRAML	GER	ADM Motorsport	46:35.251	21	26.063	74.71	1:15.867
10	29		Johnny CECOTTO JR	VEN	Ombra Racing	46:35.441	21	26.253	74.70	1:14.694
11	23		Sami ISOHELLA	FIN	Team Soderman	46:38.802	21	29.614	74.61	1:15.329
12	33		Nick DE BRUIJN	NED	ADM Motorsport	46:45.380	21	36.192	74.44	1:14.303
13	9		Marcello PUGLISI	ITA	Promotorsport	46:49.613	21	40.425	74.32	1:15.022
14	21		Frankie PROVENZANO	ITA	ADM Motorsport	47:14.910	21	1:05.722	73.66	1:15.144
15	14		Giuseppe TERRANOVA	ITA	Alan Racing	47:17.523	21	1:08.335	73.59	1:15.610

NOT CLASSIFIED

11			Ignazio BELLUARDO	ITA	Promotorsport	41:54.888	17	D.N.F.	67.23	1:15.929
26			Rodolfo AVILA	MAC	Cram Competition	40:10.269	15	D.N.F.	61.91	1:15.879
5			Nicolas MAULINI	SUI	Iris Project	37:41.028	14	D.N.F.	61.60	1:15.476
4			Oliver CAMPOS HULL	ESP	Iris Project	32:27.408	10	D.N.F.	51.11	1:18.215
30			Dominick MUERMANS	NED	Ombra Racing	32:30.122	10	D.N.F.	51.04	1:18.052
24			Arturo LLOBEL	ESP	Cram Competition	32:30.654	10	D.N.F.	51.02	1:17.454
40			Luigi FERRARA	ITA	Euronova Racing	32:32.840	10	D.N.F.	50.97	1:17.390
18			Alberto COSTA	ITA	Euronova Racing	14:55.696	8	D.N.F.	88.94	1:17.729
2			Rahel FREY	SUI	Jenzer Motorsport	9:01.828	5	D.N.F.	92.02	1:16.222
27			Tor GRAVES	GBR	Team JVA	3:00.494	1	D.N.F.	56.04	
8			Kasper ANDERSEN	DEN	J.D. Motorsport		0	D.N.F.	N/A	
7			Chris VAN DER DRIFT	NED	J.D. Motorsport		0	D.N.F.	N/A	

FASTEST LAP

25			Jerome D'AMBROSIO		Cram Competition	1:13.288	21	135.57kph	84.24mph	
----	--	--	--------------------------	--	------------------	----------	----	-----------	----------	--

Weather/Track: Bright 22°/Dry 46°

Pau
Circuit Length = 2.7600 km.
Start: 14:03 End: 14:49

Race Director:	Steward:	Timekeeper:
----------------	----------	-------------

International Formula Master

Race 2 - Sector Analysis Report

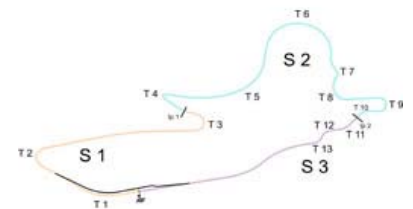
Lap S1 Time S1 Spd S2 Time S2 Spd S3 Time S3 Spd Lap Time Pit Lap S1 Time S1 Spd S2 Time S2 Spd S3 Time S3 Spd Lap Time Pit

2 FREY							SUI Jenzer Motorsport								
1	32.272	101.1	35.174	127.6	15.643	213.2	1:23.089	4	42.588	62.8	59.415	27.583	202.7	2:09.586	
2	30.172	85.9	47.275	115.9	33.097		1:50.544 Pit	5	26.274	99.1	34.467	126.7	15.481	213.7	1:16.222
3	54.251	58.3	1:00.506	73.5	27.630	104.6	2:22.387								

3 ANNALA							FIN Jenzer Motorsport								
1	32.796	98.4	35.268	130.7	15.407	217.3	1:23.471	12	25.836	107.6	34.243	131.2	15.433	218.4	1:15.512
2	30.743	76.2	47.014	116.4	34.710		1:52.467 Pit	13	25.485	109.7	34.144	131.2	15.440	217.9	1:15.069
3	52.648	62.3	1:00.361	75.8	27.553	101.9	2:20.562	14	25.329	106.9	34.078	129.3	15.534	216.8	1:14.941
4	42.928	57.6	59.050		27.268	209.7	2:09.246	15	25.005	108.7	34.225	129.8	15.622	216.8	1:14.852
5	26.805	102.5	34.880	131.5	15.503	216.3	1:17.188	16	25.224	103.2	34.299	129.6	15.724	217.9	1:15.247
6	25.080	99.5	37.853	90.7	19.765	154.6	1:22.698	17	25.254	107.1	34.111	127.3	15.584	218.9	1:14.949
7	43.774	66.7	53.927	76.8	24.101	121.6	2:01.802	18	25.056	108.5	34.354	125.6	15.585	218.4	1:14.995
8	47.955	68.1	52.695	78.5	24.096	138.2	2:04.746	19	25.280	107.9	34.286	128.7	15.575	218.9	1:15.141
9	45.953	67.4	52.504				15:37.879	20	25.135	109.4	34.064	130.6	15.430	217.3	1:14.629
10	49.454	62.7	59.270		26.086	179.6	2:14.810	21	24.842	110.2	34.091	128.8	15.383	220.0	1:14.316
11	27.001	102.5	34.734	131.7	15.482	216.8	1:17.217								

4 CAMPOS HULL							ESP Iris Project								
1	35.457	100.6	36.495	125.9	15.815	213.7	1:27.767	7	44.683	55.3	52.060	75.0	24.281	135.1	2:01.024
2	32.261	70.9	48.033	115.1	40.239		2:00.533 Pit	8	48.826	54.8	51.192	73.0	25.792	133.5	2:05.810
3	45.204	79.2	1:00.202		27.336	120.6	2:12.742	9	45.834	55.2	50.337				15:36.870
4	43.311	52.3	59.292		25.206	211.2	2:07.809	10	49.707	71.9	59.492		22.210	208.8	2:11.409
5	26.251	97.0	36.397	129.1	15.567	214.7	1:18.215								
6	25.547	104.9	38.976	108.3	20.706	138.0	1:25.229								

5 MAULINI							SUI Iris Project								
1	41.785	61.4	51.649	121.9	16.737	172.0	1:50.171	9	49.413	77.4	45.447			69.8	15:37.175
2	28.739	88.3	49.348	127.3	59.659		2:17.746 Pit	10	53.035	78.3	56.630		16.403	217.3	2:06.068
3	1:01.296	84.2	47.194	129.3	17.865	151.5	2:06.355	11	28.805	87.9	35.208	127.7	15.368	219.5	1:19.381
4	28.604	76.0	54.270		20.886	181.8	1:43.760	12	26.203	103.0	34.698	130.9	15.361	219.5	1:16.262
5	25.911	90.4	36.192	131.7	15.280	222.2	1:17.383	13	25.612	98.2	35.302	130.1	15.396	217.9	1:16.310
6	25.527	113.5	42.046	92.9	21.539	143.7	1:29.112	14	25.202	99.8	34.977	129.3	15.297	218.9	1:15.476
7	44.755		49.712	111.5	26.078	87.9	2:00.545								
8	52.268	71.0	44.958	120.8	28.058	115.0	2:05.284								



Circuit Length - 2.76 kilometres
Circuit de la ville de Pau
Pau

Weather/Track: Bright 22° /Dry 46°

International Formula Master

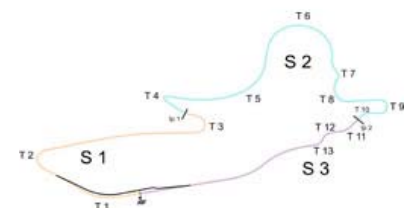
Race 2 - Sector Analysis Report

Lap S1 Time S1 Spd S2 Time S2 Spd S3 Time S3 Spd Lap Time Pit Lap S1 Time S1 Spd S2 Time S2 Spd S3 Time S3 Spd Lap Time Pit

6 CANTELLI JR						BRA		J.D. Motorsport							
1	37.964	82.7	37.614	129.3	15.645	185.1	1:31.223	12	26.523	104.9	34.892	131.2	15.408	218.4	1:16.823
2	34.766	57.9	51.411	123.3	45.072		2:11.249 Pit	13	26.075	97.0	34.792	129.9	15.493	218.4	1:16.360
3	45.006	95.2	49.940		29.908	85.2	2:04.854	14	25.507	99.3	34.914	126.7	15.672	218.4	1:16.093
4	42.057		58.906		23.834	212.7	2:04.797	15	25.404	101.6	35.136	127.1	15.676	217.3	1:16.216
5	26.379	97.5	35.386	132.5	15.622	215.3	1:17.387	16	25.536	102.7	34.868	129.6	15.427	220.0	1:15.831
6	26.152	105.2	39.400	108.0	21.444	118.7	1:26.996	17	25.631	100.4	34.709	124.6	15.808	218.4	1:16.148
7	44.098		51.445	117.0	25.411	108.1	2:00.954	18	26.546	101.6	35.403	128.8	15.542	208.8	1:17.491
8	47.918	84.4	50.638	70.8	26.972	109.7	2:05.528	19	27.176	104.4	34.908	131.7	15.503	216.8	1:17.587
9	45.371	75.7	49.876	72.0			15:36.518	20	25.370	101.4	34.665	131.9	15.411	220.5	1:15.446
10	50.287	77.9	59.963		18.870	211.7	2:09.120	21	25.583	111.1	34.170	133.0	15.421	216.3	1:15.174
11	28.458	100.2	37.127	132.9	15.731	215.3	1:21.316								

9 PUGLISI						ITA		Promotorsport							
1	40.919	68.4	41.698	127.1	16.151	182.5	1:38.768	12	25.651	100.2	34.813	127.7	15.765	215.8	1:16.229
2	34.311	59.2	53.411	120.6	1:07.847		2:35.569 Pit	13	25.597	97.0	34.536	129.0	15.551	216.8	1:15.684
3	50.490		49.407	117.4	17.705	152.5	1:57.602	14	25.494	96.1	34.586	128.1	15.488	216.8	1:15.568
4	28.300	89.7	54.911		21.469	214.7	1:44.680	15	25.519	98.6	51.941	131.7	15.707	215.3	1:33.167
5	26.684	85.5	36.482	127.0	15.591	216.8	1:18.757	16	25.420	94.9	34.168	128.7	15.434	214.2	1:15.022
6	26.217	99.7	42.071	94.9	21.691	148.2	1:29.979	17	25.040	95.2	35.260	126.5	15.743	216.3	1:16.043
7	44.825	50.2	49.547	118.2	26.001	94.9	2:00.373	18	26.517	97.9	34.575	126.8	15.796	216.8	1:16.888
8	52.411	73.8	45.237	117.8	27.530	108.1	2:05.178	19	25.450	99.0	34.438	125.2	15.517	216.8	1:15.405
9	49.780	84.3	45.049	74.5		79.0	15:37.725	20	25.224	102.8	34.358	127.6	15.647	216.3	1:15.229
10	54.182	85.1	55.224		16.535	214.7	2:05.941	21	25.000	104.4	34.585	129.1	15.531	216.8	1:15.116
11	29.287	88.6	35.685	125.6	15.718	213.2	1:20.690								

11 BELLUARDO						ITA		Promotorsport							
1	39.218	69.9	39.113	124.6	15.734	215.8	1:34.065	10	51.011	67.4	58.870		18.025	213.2	2:07.906
2	33.904	61.0	53.410	112.0	48.856		2:16.170 Pit	11	28.308	84.7	37.297	130.6	15.612	216.8	1:21.217
3	44.497	96.1	44.567		29.516	91.6	1:58.580	12	26.374	101.2	35.038	130.6	15.404	217.9	1:16.816
4	43.451	51.1	57.667		23.269	214.2	2:04.387	13	25.798	98.9	34.935	127.7	15.562	218.9	1:16.295
5	26.091	79.3	35.982	123.6	15.566	217.9	1:17.639	14	25.624	100.0	34.713	127.9	15.592	218.9	1:15.929
6	25.766	95.8	40.395	100.8	20.905	125.1	1:27.066	15	25.520	101.9	35.058	129.3	15.550	220.5	1:16.128
7	44.735	53.2	51.477	116.5	24.580	110.7	2:00.792	16	25.733	102.8	35.002	129.1	15.475	216.8	1:16.210
8	49.930	83.9	48.567	80.3	27.405	87.2	2:05.902	17	25.214	105.1	54.981	123.4	22.747		1:42.942 Pit
9	45.731	73.1	49.145	73.4		60.4	15:36.844								



Circuit Length - 2.76 kilometres
Circuit de la ville de Pau
Pau

Weather/Track: Bright 22° /Dry 46°

Printed at 14:52, Sunday, 03 June, 2007

© MST Systems Ltd, 2005 (www.mstworld.com)

Page 2

International Formula Master

Race 2 - Sector Analysis Report

Lap S1 Time S1 Spd S2 Time S2 Spd S3 Time S3 Spd Lap Time Pit Lap S1 Time S1 Spd S2 Time S2 Spd S3 Time S3 Spd Lap Time Pit

12 SANCHEZ LOPEZ

MEX

Alan Racing

1	31.600	104.8	35.209	128.2	15.406	212.7	1:22.215	12	25.771	108.1	34.507	129.3	15.252	217.3	1:15.530
2	30.130	83.6	47.296	124.6	32.393		1:49.819 Pit	13	25.442	106.6	34.077	131.2	15.395	210.2	1:14.914
3	54.780	63.3	1:00.972	73.6	27.424	103.3	2:23.176	14	25.221	106.1	33.883	130.4	15.317	213.7	1:14.421
4	42.484	62.7	59.714		28.063	198.2	2:10.261	15	25.040	106.5	34.132	130.9	15.350	213.7	1:14.522
5	25.658	103.8	34.554	130.4	15.282	213.2	1:15.494	16	25.002	108.2	34.312	128.7	16.164	213.2	1:15.478
6	24.911	106.5	38.915	91.7	20.139	155.7	1:23.965	17	24.985	106.0	34.153	129.1	15.343	216.3	1:14.481
7	43.813	65.9	53.951	79.9	24.296	121.1	2:02.060	18	24.874	108.2	34.307	128.8	15.186	217.3	1:14.367
8	47.603	66.4	52.921	83.9	24.082	143.0	2:04.606	19	25.100	104.4	34.230	130.9	15.207	216.8	1:14.537
9	45.849	69.4	52.639				15:37.413	20	24.969	106.3	34.872	130.6	15.274	215.3	1:15.115
10	49.898	63.3	59.353		26.184	186.7	2:15.435	21	24.941	107.6	34.124	131.1	15.318	205.9	1:14.383
11	26.903	103.0	34.763	129.0	15.330	216.3	1:16.996								

14 TERRANOVA

ITA

Alan Racing

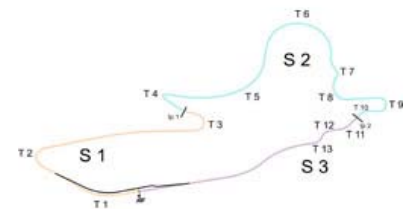
1	38.590	76.5	38.053	125.8	15.938	212.2	1:32.581	12	26.168	107.1	35.381	127.6	15.513	216.8	1:17.062
2	34.166		53.397	110.0	44.482		2:12.045 Pit	13	26.113	105.2	34.784	126.4	15.583	217.9	1:16.480
3	45.948	101.8	47.562		29.680	89.5	2:03.190	14	25.415	106.1	35.077	120.6	15.560	217.9	1:16.052
4	42.269		58.929		23.659	213.2	2:04.857	15	25.365	111.1	35.130	129.0	15.466	220.5	1:15.961
5	26.233	86.9	35.661	124.3	15.617	216.8	1:17.511	16	25.684	99.0	34.937	124.6	15.653	218.4	1:16.274
6	26.017	106.9	39.654	102.5	21.104	118.4	1:26.775	17	25.258	101.4	34.889	126.4	15.463	219.5	1:15.610
7	44.342		51.946	115.5	24.847	102.3	2:01.135	18	1:07.469	84.5	37.647	119.5	16.201	213.7	2:01.317
8	48.578	83.8	49.791		27.183	97.2	2:05.552	19	26.817	105.5	35.581	123.4	15.644	216.3	1:18.042
9	45.395	75.8	49.810	71.7			15:36.798	20	24.879	110.0	35.256	125.3	15.619	216.3	1:15.754
10	50.370	83.4	59.574		18.399	208.8	2:08.343	21	25.153	109.0	34.906	129.6	15.755	215.3	1:15.814
11	27.367	100.5	37.422	125.6	15.581	216.8	1:20.370								

15 GATTO

ITA

Alan Racing

1	33.311	96.7	36.412	131.5	15.433	216.3	1:25.156	12	25.796	107.6	34.555	129.6	15.516	213.7	1:15.867
2	31.616	63.8	46.385	125.0	36.918		1:54.919 Pit	13	25.691	111.2	34.160	132.4	15.365	216.3	1:15.216
3	50.397	69.4	1:00.283		27.337	96.4	2:18.017	14	26.026	94.1	35.053	129.5	15.344	214.7	1:16.423
4	43.307	54.9	59.386		26.330	207.8	2:09.023	15	24.903	106.5	34.376	130.9	15.396	215.3	1:14.675
5	26.072	93.6	35.518	132.0	15.595	214.7	1:17.185	16	25.320	105.4	34.406	131.2	15.359	215.3	1:15.085
6	25.144	105.5	38.030	93.7	20.452	161.2	1:23.626	17	25.108	106.1	34.332	131.5	15.470	216.8	1:14.910
7	44.613		52.442	92.9	23.858	125.3	2:00.913	18	25.599	109.7	34.829	129.5	15.425	217.3	1:15.853
8	48.708	72.9	52.268	71.3	23.844	131.0	2:04.820	19	25.736	105.7	34.278	131.1	15.332	216.8	1:15.346
9	46.667	74.7	51.661				15:38.282	20	25.120	106.8	34.226	130.3	15.256	216.3	1:14.602
10	49.832	63.2	59.229		24.102	187.1	2:13.163	21	25.100	104.8	34.384	131.7	15.322	215.3	1:14.806
11	27.498	100.8	35.200	128.8	15.641	214.2	1:18.339								



Circuit Length - 2.76 kilometres
Circuit de la ville de Pau
Pau

Weather/Track: Bright 22° /Dry 46°

Printed at 14:52, Sunday, 03 June, 2007

© MST Systems Ltd, 2005 (www.mstworld.com)

Page 3

International Formula Master

Race 2 - Sector Analysis Report

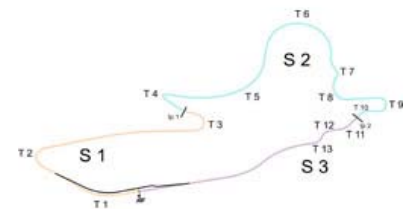
Lap S1 Time S1 Spd S2 Time S2 Spd S3 Time S3 Spd Lap Time Pit Lap S1 Time S1 Spd S2 Time S2 Spd S3 Time S3 Spd Lap Time Pit

16 GOETZ				GER				ISR							
1	34.686	96.9	36.014	129.1	15.532	217.9	1:26.232	12	26.075	102.7	34.288	128.1	15.324	222.7	1:15.687
2	32.272	64.6	46.351	128.5	40.357		1:58.980 Pit	13	25.909	99.5	34.403	129.1	15.260	221.1	1:15.572
3	47.455	83.6	1:00.093		26.860	105.2	2:14.408	14	25.412	97.1	35.356	130.3	15.361	220.0	1:16.129
4	43.616		59.495		25.194	214.7	2:08.305	15	25.054	94.9	34.372	132.9	15.288	222.7	1:14.714
5	26.376	96.1	35.462	130.6	15.353	219.5	1:17.191	16	25.405	99.4	34.399	132.0	15.259	222.2	1:15.063
6	25.459	97.4	39.170	111.6	19.992	146.3	1:24.621	17	25.270	99.3	34.480	125.6	15.305	219.5	1:15.055
7	45.046		52.515	75.5	23.689	133.9	2:01.250	18	25.284	94.2	34.772	128.5	15.281	225.0	1:15.337
8	48.851	68.4	52.128	72.0	24.921	129.3	2:05.900	19	25.600	99.8	34.742	129.1	15.214	220.5	1:15.556
9	45.911	60.7	50.840				15:36.630	20	25.008	101.6	34.388	130.3	15.153	221.6	1:14.549
10	49.972	58.2	59.824		22.617	212.7	2:12.413	21	25.004	99.5	34.568	126.8	15.266	223.3	1:14.838
11	28.021	98.7	35.713	129.6	15.229	221.1	1:18.963								

18 COSTA				ITA				Euronova Racing							
1	1:03.885	71.2	1:01.839	75.3	25.633	120.9	2:31.357	6	27.759	85.5	43.624	105.0	20.119	155.1	1:31.502
2	36.394	69.4	52.313	96.1	21.779	155.4	1:50.486	7	39.740	81.3	48.919	83.8	24.509	93.9	1:53.168
3	39.732		1:00.377	96.8	23.816	144.4	2:03.925	8	57.866	91.1	42.170	104.5	26.319	124.4	2:06.355
4	29.954	90.5	45.795		25.425	199.1	1:41.174								
5	26.180	97.4	36.121	130.6	15.428	213.2	1:17.729								

19 RAGUES				FRA				Euronova Racing							
1	36.183	85.0	36.544	128.2	15.755	205.4	1:28.482	12	26.020	105.1	34.335	126.8	15.548	217.3	1:15.903
2	32.868	65.8	48.074	103.5	43.724		2:04.666 Pit	13	25.673	100.9	34.247	130.9	15.397	217.3	1:15.317
3	43.190	68.3	58.239		28.208	127.2	2:09.637	14	25.473	87.5	35.244	131.2	15.487	217.9	1:16.204
4	42.994		58.865		25.016	213.7	2:06.875	15	25.001	101.2	34.365	128.5	15.486	217.3	1:14.852
5	26.066	95.8	35.000	128.8	15.438	216.8	1:16.504	16	25.191	101.2	34.371	129.0	15.379	218.4	1:14.941
6	25.621	103.8	38.420	114.9	20.947	131.3	1:24.988	17	25.189	99.8	34.318	127.7	15.349	218.9	1:14.856
7	44.702	60.5	52.014	79.7	24.099	128.7	2:00.815	18	25.389	102.7	34.717	131.1	15.555	220.0	1:15.661
8	49.069	63.4	51.584	70.8	25.152	136.3	2:05.805	19	25.275	98.6	34.475	130.3	15.413	220.0	1:15.163
9	45.869	62.3	50.556				15:37.216	20	25.008	102.8	34.251	130.6	15.361	218.4	1:14.620
10	49.439	56.1	59.672		22.675	207.8	2:11.786	21	25.007	100.9	34.499	130.1	15.594	218.4	1:15.100
11	26.803	89.4	35.525	128.7	15.444	215.8	1:17.772								

21 PROVENZANO				ITA				ADM Motorsport							
1	46.489	88.8	51.734	115.5	17.241	165.1	1:55.464	12	25.934	102.5	35.020	128.4	15.644	215.3	1:16.598
2	28.681	89.8	46.069	112.0	1:02.040		2:16.790 Pit	13	25.432	101.9	34.577	129.1	15.795	214.7	1:15.804
3	51.592		51.787	123.4	18.313	152.8	2:01.692	14	25.419	100.8	34.435	129.5	15.697	215.8	1:15.551
4	28.369	73.3	54.197		21.394	185.1	1:43.960	15	25.083	99.7	1:09.807	126.1	15.823	215.3	1:50.713
5	30.754	89.4	35.091	129.5	15.614	215.3	1:21.459	16	25.315	100.5	34.458	129.8	15.566	215.3	1:15.339
6	25.491	99.4	43.647	110.1	19.675	144.4	1:28.813	17	25.068	102.1	34.561	129.8	15.715	215.8	1:15.344
7	43.051	57.8	51.462	87.7	23.822	94.3	1:58.335	18	26.680	95.6	36.206	125.3	15.791	221.6	1:18.677
8	53.583	75.3	45.897	106.3	26.254	123.9	2:05.734	19	26.071	101.5	34.574	128.8	15.667	215.8	1:16.312
9	50.440	71.3	45.278			78.9	15:37.487	20	25.195	102.5	34.598	125.3	15.699	215.3	1:15.492
10	54.362	79.2	54.646		17.682	178.9	2:06.690	21	25.052	103.1	34.621	130.3	15.471	213.7	1:15.144
11	31.931	86.2	35.842	128.4	15.739	214.7	1:23.512								



Circuit Length - 2.76 kilometres
Circuit de la ville de Pau
Pau

Weather/Track: Bright 22° /Dry 46°

International Formula Master

Race 2 - Sector Analysis Report

Lap S1 Time S1 Spd S2 Time S2 Spd S3 Time S3 Spd Lap Time Pit Lap S1 Time S1 Spd S2 Time S2 Spd S3 Time S3 Spd Lap Time Pit

23 ISOHELLA

FIN

Team Soderman

1	39.764		40.720	124.3	15.937	196.5	1:36.421	12	26.249	105.4	34.602	133.2	15.619	217.3	1:16.470
2	33.265	59.6	53.666	111.9	49.055		2:15.986 Pit	13	25.656	103.0	35.009	130.6	15.543	217.9	1:16.208
3	47.686	90.4	42.586	123.2	27.610	85.9	1:57.882	14	25.324	100.4	34.843	131.2	15.554	219.5	1:15.721
4	43.225	55.3	57.533		22.907	213.7	2:03.665	15	25.385	98.2	35.168	131.2	15.796	218.9	1:16.349
5	26.093	91.2	36.087	129.6	15.701	217.9	1:17.881	16	25.734	105.7	34.977	131.2	15.541	220.0	1:16.252
6	25.643	106.3	41.314	118.1	20.654	141.9	1:27.611	17	24.969	105.8	42.173	132.0	15.773	218.4	1:22.915
7	44.444	54.1	51.371	101.6	25.065	112.0	2:00.880	18	25.682	109.5	35.094	128.7	15.579	218.9	1:16.355
8	50.518	92.0	47.488	83.7	27.211	79.8	2:05.217	19	24.991	110.0	34.767	131.1	15.571	217.3	1:15.329
9	46.309	77.4	48.953	72.4			15:36.635	20	25.100	106.6	35.078	131.2	15.641	217.9	1:15.819
10	51.627	66.2	58.864		17.421	213.7	2:07.912	21	24.967	111.1	34.605	132.5	15.926	217.9	1:15.498
11	28.817	74.9	37.221	128.5	15.758	216.8	1:21.796								

24 LLOBEL

ESP

Cram Competition

1	41.317	66.1	40.630	127.4	16.100	176.4	1:38.047	7	44.039	51.8	50.583	96.8	25.764	106.1	2:00.386
2	34.077	62.1	53.510	114.4	1:10.346		2:37.933 Pit	8	50.724	78.8	46.511	94.2	27.325	85.1	2:04.560
3	47.690	63.2	49.881	116.3	18.036	168.8	1:55.607	9	47.609	72.7	47.579		70.0	15:37.341	
4	27.748	97.0	54.954		21.046	212.2	1:43.748	10	52.233	70.8	57.700		16.303	216.8	2:06.236
5	26.150	89.5	35.731	126.1	15.573	219.5	1:17.454								
6	26.154	105.4	41.443	110.6	21.745	144.0	1:29.342								

25 D'AMBROSIO

BEL

Cram Competition

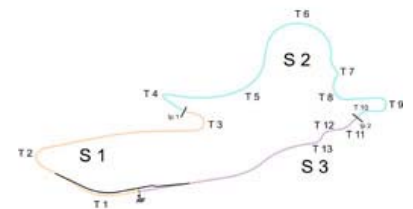
1	34.216	100.6	36.127	129.5	15.374	217.3	1:25.717	12	26.024	97.9	34.666	129.9	15.284	218.4	1:15.974
2	31.996	69.2	46.493	125.6	38.674		1:57.163 Pit	13	25.848	103.7	34.270	130.4	15.109	220.0	1:15.227
3	48.565	74.8	1:00.647		26.949	105.1	2:16.161	14	25.946	86.6	35.222	129.3	15.320	219.5	1:16.488
4	43.347		59.335		25.452	214.7	2:08.134	15	25.157	101.6	34.183	129.3	15.338	218.9	1:14.678
5	26.654	100.5	35.577	129.6	15.430	218.4	1:17.661	16	25.446	104.8	34.361	130.7	15.292	217.9	1:15.099
6	25.405	102.4	38.405	101.8	20.268	139.9	1:24.078	17	25.327	101.5	34.151	130.6	15.186	222.7	1:14.664
7	44.986	53.6	51.884	97.1	24.157	122.1	2:01.027	18	25.766	100.4	34.740	130.7	15.145	225.5	1:15.651
8	48.790	69.9	52.005	77.5	24.089	122.7	2:04.884	19	24.896	108.4	33.756	130.1	15.190	219.5	1:13.842
9	46.727	67.1	51.128	72.6			15:38.108	20	24.541	108.9	33.736	130.6	15.070	219.5	1:13.347
10	49.712	56.4	59.337		23.494	196.9	2:12.543	21	24.636	102.8	33.579	131.7	15.073	222.2	1:13.288
11	27.770	94.6	35.128	132.0	15.355	218.9	1:18.253								

26 AVILA

MAC

Cram Competition

1	40.197	75.0	54.654	124.5	15.836	171.1	1:50.687	9	49.592	91.1	45.921		63.6	15:37.115	
2	28.837	88.6	49.436	125.0	1:00.779		2:19.052 Pit	10	53.344	89.7	57.139		16.344	218.9	2:06.827
3	52.842		50.635	115.6	17.947	154.1	2:01.424	11	28.895	102.8	35.544	122.3	15.273	218.4	1:19.712
4	27.908	93.9	54.989		22.172	215.3	1:45.069	12	26.060	109.4	34.857	125.2	15.309	220.5	1:16.226
5	26.574	98.4	36.265	123.0	15.178	221.6	1:18.017	13	25.625	108.9	34.981	125.0	15.273	223.3	1:15.879
6	25.754	106.9	42.222	99.0	21.933	135.1	1:29.909	14	25.502	105.8	35.082	122.6	15.297	220.5	1:15.881
7	44.230		50.011	122.0	25.961	89.8	2:00.202	15	25.558	103.1	1:32.276	90.5	31.774		2:29.608 Pit
8	52.114	76.8	45.114	123.6	27.433	136.9	2:04.661								



Circuit Length - 2.76 kilometres

Circuit de la ville de Pau
Pau

Weather/Track: Bright 22° /Dry 46°

Printed at 14:52, Sunday, 03 June, 2007

© MST Systems Ltd, 2005 (www.mstworld.com)

Page 5

International Formula Master

Race 2 - Sector Analysis Report

Lap S1 Time S1 Spd S2 Time S2 Spd S3 Time S3 Spd Lap Time Pit Lap S1 Time S1 Spd S2 Time S2 Spd S3 Time S3 Spd Lap Time Pit

27 GRAVES GBR Team JVA

1	51.025		1:21.630		47.839		3:00.494	Pit												
---	--------	--	----------	--	--------	--	----------	-----	--	--	--	--	--	--	--	--	--	--	--	--

29 CECOTTO JR VEN Ombra Racing

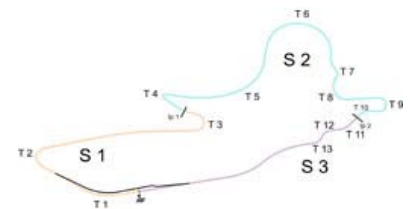
1	35.774	88.3	36.522	127.7	15.745	209.3	1:28.041		12	25.934	99.1	34.752	130.7	15.425	221.6	1:16.111
2	32.563	59.6	47.738	109.5	42.051		2:02.352	Pit	13	25.987	102.1	34.521	130.3	15.477	218.4	1:15.985
3	44.033	77.7	59.618		27.649	123.7	2:11.300		14	25.409	92.0	34.893	129.3	15.452	217.9	1:15.754
4	43.160		59.197		25.107	214.7	2:07.464		15	25.202	91.2	38.370	126.8	15.801	214.7	1:19.373
5	25.769	92.1	1:05.261	127.6	15.627	212.2	1:46.657		16	25.226	104.3	34.472	130.9	15.570	215.3	1:15.268
6	25.087	98.2	36.341	130.7	19.075	154.1	1:20.503		17	24.934	98.0	35.188	131.4	15.481	216.8	1:15.603
7	40.030	75.2	48.813	87.2	24.510	92.4	1:53.353		18	25.444	97.0	34.631	129.5	15.416	216.8	1:15.491
8	58.223	77.7	40.127	127.0	24.587	125.1	2:02.937		19	24.952	105.1	34.337	126.1	15.405	217.9	1:14.694
9	50.525	71.7	45.376			79.3	15:37.747		20	24.955	98.6	34.555	128.4	15.492	217.9	1:15.002
10	54.499	73.8	54.383		17.217	177.1	2:06.099		21	25.667	102.1	35.343	130.9	15.623	213.2	1:16.633
11	29.243	96.7	34.395	129.9	15.436	218.9	1:19.074									

30 MUERMANS NED Ombra Racing

1	39.595	90.5	41.943	115.6	15.808	197.3	1:37.346		7	44.804	51.0	50.858	105.3	25.323	110.8	2:00.985
2	33.867	60.8	53.642	109.9	49.345		2:16.854	Pit	8	50.347	90.4	47.532	95.8	27.158	77.5	2:05.037
3	49.623	82.2	42.680	120.1	25.111	108.0	1:57.414		9	47.155	88.0	47.911				15:36.961
4	44.047		56.296		22.477	214.2	2:02.820		10	52.105	69.9	58.298		16.376	202.7	2:06.779
5	26.297	85.4	36.006	123.7	15.749	217.3	1:18.052									
6	25.871	103.8	41.245	109.8	20.758	135.9	1:27.874									

32 TORRE ITA Scuderia Fama

1	36.790	89.3	36.886	128.8	16.076	176.1	1:29.752		12	25.847	108.1	34.680	127.4	15.680	215.3	1:16.207
2	33.166	66.6	47.640	126.5	45.700		2:06.506	Pit	13	25.859	109.2	34.503	128.4	15.596	215.3	1:15.958
3	42.586	93.1	56.312		28.696	112.9	2:07.594		14	25.446	111.9	34.620	128.7	15.418	216.3	1:15.484
4	42.840		58.568		24.670	212.2	2:06.078		15	25.196	113.0	34.750	129.1	15.547	215.8	1:15.493
5	26.439	92.7	35.715	127.0	15.455	217.9	1:17.609		16	25.285	111.6	34.983	128.2	15.576	216.8	1:15.844
6	25.640	107.4	39.137	109.1	20.830	134.5	1:25.607		17	25.381	111.4	35.045	129.3	15.609	217.3	1:16.035
7	44.801		51.618	77.8	24.433	122.4	2:00.852		18	25.358	113.9	34.997	126.8	15.844	216.3	1:16.199
8	48.870	54.3	50.993	75.7	26.188	122.9	2:06.051		19	25.413	114.4	35.295	126.2	15.652	215.3	1:16.360
9	45.598	57.0	50.255				15:37.239		20	25.417	108.9	35.335	129.3	15.655	216.8	1:16.407
10	49.262	73.5	59.366		21.627	206.4	2:10.255		21	25.432	109.9	35.482	126.4	15.777	215.3	1:16.691
11	27.151	97.4	37.452	124.3	15.774	215.3	1:20.377									



Circuit Length - 2.76 kilometres
Circuit de la ville de Pau
Pau

Weather/Track: Bright 22° /Dry 46°

Printed at 14:52, Sunday, 03 June, 2007

© MST Systems Ltd, 2005 (www.mstworld.com)

Page 6

International Formula Master

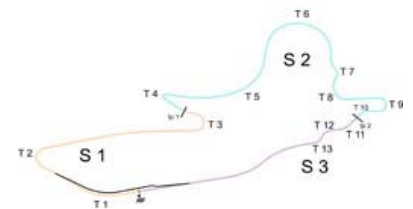
Race 2 - Sector Analysis Report

Lap S1 Time S1 Spd S2 Time S2 Spd S3 Time S3 Spd Lap Time Pit Lap S1 Time S1 Spd S2 Time S2 Spd S3 Time S3 Spd Lap Time Pit

33 DE BRUIJN						NED		ADM Motorsport							
1	33.495	105.7	35.475	127.3	15.540	215.3	1:24.510	12	25.370	108.4	34.477	129.8	15.562	213.2	1:15.409
2	31.564	68.4	46.032	120.0	36.081		1:53.677 Pit	13	25.222	105.5	34.138	129.6	22.059		1:21.419 Pit
3	51.333	71.1	1:00.171	81.1	27.740	95.1	2:19.244	14	36.486	103.1	35.238	127.1	15.810	215.8	1:27.534
4	42.847		59.493		26.541	209.7	2:08.881	15	25.190	101.6	51.121	126.2	15.645	216.8	1:31.956
5	26.441	103.1	35.164	129.5	15.493	216.3	1:17.098	16	25.144	102.7	34.166	130.1	15.518	217.9	1:14.828
6	24.806	104.9	38.313	85.1	20.543	173.0	1:23.662	17	24.838	97.9	34.508	127.6	15.472	222.7	1:14.818
7	44.530		52.338	81.7	23.951	134.5	2:00.819	18	25.396	103.5	33.832	129.9	15.432	217.3	1:14.660
8	48.378	71.2	52.652		23.984	126.9	2:05.014	19	24.987	106.9	33.951	126.1	15.365	216.3	1:14.303
9	46.087	75.6	52.358				15:37.937	20	24.957	105.5	34.163	126.4	15.409	217.9	1:14.529
10	49.665		59.534		24.377	196.5	2:13.576	21	24.912	106.9	34.277	126.2	15.561	217.3	1:14.750
11	26.111	104.8	34.678	127.1	15.967	210.7	1:16.756								

34 SCHRAML						GER		ADM Motorsport							
1	37.396	74.3	37.247	123.3	16.253	210.2	1:30.896	12	26.357	107.1	35.239	131.2	15.664	215.8	1:17.260
2	33.152	59.1	47.767	124.7	47.386		2:08.305 Pit	13	25.902	108.5	35.030	128.8	15.665	215.8	1:16.597
3	42.731	99.8	53.974		30.170	94.7	2:06.875	14	25.380	108.1	35.007	128.7	15.679	215.8	1:16.066
4	41.690		58.607		24.676	212.7	2:04.973	15	25.312	110.9	35.260	122.0	15.711	215.3	1:16.283
5	26.098	88.8	35.856	127.3	15.840	215.8	1:17.794	16	25.406	111.2	34.663	129.0	15.944	215.8	1:16.013
6	25.828	108.1	38.587	116.8	21.570	124.6	1:25.985	17	25.199	110.7	34.926	129.3	15.811	216.8	1:15.936
7	44.169		51.440	72.2	25.073	120.1	2:00.682	18	26.918	110.0	35.507	124.5	15.838	213.2	1:18.263
8	48.244	59.3	50.729	75.5	26.989	120.8	2:05.962	19	26.666	112.5	34.947	132.7	15.608	214.7	1:17.221
9	45.142	77.2	50.068				15:36.717	20	25.347	110.5	34.576	130.7	15.944	204.0	1:15.867
10	49.334	71.6	59.365		21.269	212.2	2:09.968	21	26.216	105.4	35.357	125.2	15.773	214.2	1:17.346
11	27.391	92.5	37.150	124.3	15.701	214.7	1:20.242								

40 FERRARA						ITA		Euronova Racing							
1	42.765		41.151	129.5	15.757	214.2	1:39.673	7	44.068	48.7	50.075	95.5	25.601	98.5	1:59.744
2	34.405	61.1	53.651	125.2	58.572		2:26.628 Pit	8	52.500	92.1	45.080	120.1	27.148	112.5	2:04.728
3	55.534		50.949	105.6	17.972	164.5	2:04.455	9	48.718	94.6	47.421	73.6		67.2	15:37.442
4	27.685	89.7	54.883		22.829	213.7	1:45.397	10	53.150	88.8	57.578		16.767	213.2	2:07.495
5	26.025	104.9	35.936	131.9	15.429	216.3	1:17.390								
6	25.995	109.5	42.346	93.1	21.547	135.7	1:29.888								

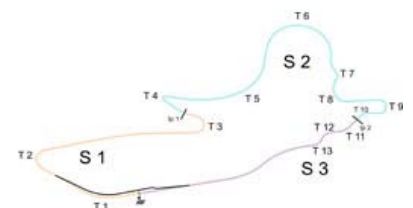


Circuit Length - 2.76 kilometres
Circuit de la ville de Pau
Pau

Weather/Track: Bright 22° /Dry 46°

International Formula Master Race 2 - Best Sector Speeds Report

SECTOR 1				SECTOR 2				SECTOR 3				
POS	NO	NAME	SPEED	LAP	NO	NAME	SPEED	LAP	NO	NAME	SPEED	LAP
1	32	TORRE	114.4	19	23	ISOHELLA	133.2	12	25	D'AMBROSIO	225.5	18
2	5	MAULINI	113.5	6	6	CANTELLI JR	133.0	21	16	GOETZ	225.0	18
3	34	SCHRAML	112.5	19	16	GOETZ	132.9	15	26	AVILA	223.3	13
4	15	GATTO	111.2	13	34	SCHRAML	132.7	19	33	DE BRUIJN	222.7	17
5	6	CANTELLI JR	111.1	21	15	GATTO	132.4	13	5	MAULINI	222.2	5
6	14	TERRANOVA	111.1	15	25	D'AMBROSIO	132.0	11	21	PROVENZANO	221.6	18
7	23	ISOHELLA	111.1	21	40	FERRARA	131.9	5	29	CECOTTO JR	221.6	12
8	3	ANNALA	110.2	21	3	ANNALA	131.7	11	6	CANTELLI JR	220.5	20
9	40	FERRARA	109.5	6	5	MAULINI	131.7	5	11	BELLUARDO	220.5	15
10	26	AVILA	109.4	12	9	PUGLISI	131.7	15	14	TERRANOVA	220.5	15
11	25	D'AMBROSIO	108.9	20	29	CECOTTO JR	131.4	17	3	ANNALA	220.0	21
12	33	DE BRUIJN	108.4	12	12	SANCHEZ LOP	131.2	13	19	RAGUES	220.0	18
13	12	SANCHEZ LOP	108.2	16	19	RAGUES	131.2	14	23	ISOHELLA	220.0	16
14	24	LLOBEL	105.4	6	11	BELLUARDO	130.6	11	24	LLOBEL	219.5	5
15	11	BELLUARDO	105.1	17	18	COSTA	130.6	5	32	TORRE	217.9	5
16	19	RAGUES	105.1	12	21	PROVENZANO	130.3	21	12	SANCHEZ LOP	217.3	12
17	29	CECOTTO JR	105.1	19	33	DE BRUIJN	130.1	16	15	GATTO	217.3	18
18	4	CAMPOS HUL	104.9	6	14	TERRANOVA	129.6	21	30	MUERMANS	217.3	5
19	9	PUGLISI	104.4	21	32	TORRE	129.3	17	9	PUGLISI	216.8	5
20	30	MUERMANS	103.8	6	4	CAMPOS HUL	129.1	5	34	SCHRAML	216.8	17
21	21	PROVENZANO	103.1	21	2	FREY	127.6	1	40	FERRARA	216.3	5
22	16	GOETZ	102.7	12	24	LLOBEL	127.4	1	4	CAMPOS HUL	214.7	5
23	2	FREY	101.1	1	26	AVILA	125.2	12	2	FREY	213.7	5
24	18	COSTA	97.4	5	30	MUERMANS	123.7	5	18	COSTA	213.2	5



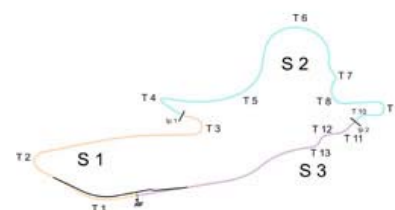
Circuit Length - 2.76 kilometres
Circuit de la ville de Pau
Pau

Weather/Track: Bright 22° /Dry 46°

International Formula Master Race 2 - Best Sector Times Report

POS	SECTOR 1			SECTOR 2			SECTOR 3			IDEAL/BEST LAP COMPARISON					
	NO	TIME	LAP	NO	TIME	LAP	NO	TIME	LAP	NO	NAME	IDEAL	BEST	LAP	DIFF
1	25	24.541	20	25	33.579	21	25	15.070	20	25	D'AMBROSI	1:13.190	1:13.288	21	+ 0.098
2	33	24.806	6	33	33.832	18	16	15.153	20	12	SANCHEZ LO	1:13.943	1:14.367	18	+ 0.424
3	3	24.842	21	12	33.883	14	26	15.178	5	33	DE BRUIJN	1:14.003	1:14.303	19	+ 0.300
4	12	24.874	18	3	34.064	20	12	15.186	18	3	ANNALA	1:14.289	1:14.316	21	+ 0.027
5	14	24.879	20	15	34.160	13	15	15.256	20	15	GATTO	1:14.319	1:14.602	20	+ 0.283
6	15	24.903	15	9	34.168	16	5	15.280	5	16	GOETZ	1:14.445	1:14.549	20	+ 0.104
7	29	24.934	17	6	34.170	21	19	15.349	17	19	RAGUES	1:14.597	1:14.620	20	+ 0.023
8	23	24.967	21	19	34.247	13	33	15.365	19	9	PUGLISI	1:14.602	1:15.022	16	+ 0.420
9	9	25.000	21	16	34.288	12	3	15.383	21	29	CECOTTO JR	1:14.676	1:14.694	19	+ 0.018
10	19	25.001	15	29	34.337	19	11	15.404	12	6	CANTELLI J	1:14.948	1:15.174	21	+ 0.226
11	16	25.004	21	21	34.435	14	29	15.405	19	21	PROVENZAN	1:14.958	1:15.144	21	+ 0.186
12	21	25.052	21	2	34.467	5	6	15.408	12	23	ISOHELLA	1:15.110	1:15.329	19	+ 0.219
13	32	25.196	15	32	34.503	13	32	15.418	14	32	TORRE	1:15.117	1:15.484	14	+ 0.367
14	34	25.199	17	34	34.576	20	18	15.428	5	14	TERRANOVA	1:15.126	1:15.610	17	+ 0.484
15	5	25.202	14	23	34.602	12	40	15.429	5	5	MAULINI	1:15.180	1:15.476	14	+ 0.296
16	11	25.214	17	5	34.698	12	9	15.434	16	11	BELLUARDO	1:15.331	1:15.929	14	+ 0.598
17	6	25.370	20	11	34.713	14	14	15.463	17	34	SCHRAML	1:15.383	1:15.867	20	+ 0.484
18	26	25.502	14	14	34.784	13	21	15.471	21	26	AVILA	1:15.537	1:15.879	13	+ 0.342
19	4	25.547	6	26	34.857	12	2	15.481	5	2	FREY	1:16.222	1:16.222	5	+ 0.000
20	30	25.871	6	24	35.731	5	23	15.541	16	40	FERRARA	1:17.360	1:17.390	5	+ 0.030
21	40	25.995	6	40	35.936	5	4	15.567	5	24	LLOBEL	1:17.454	1:17.454	5	+ 0.000
22	24	26.150	5	30	36.006	5	24	15.573	5	4	CAMPOS HU	1:17.511	1:18.215	5	+ 0.704
23	18	26.180	5	18	36.121	5	34	15.608	19	30	MUERMANS	1:17.626	1:18.052	5	+ 0.426
24	2	26.274	5	4	36.397	5	30	15.749	5	18	COSTA	1:17.729	1:17.729	5	+ 0.000
25	27	51.025	1	27	1:21.630	1	27	47.839	1	27	GRAVES	3:00.494	3:00.494	1	+ 0.000

'Perfect Lap' - 1:13.190



Circuit Length - 2.76 kilometres
Circuit de la ville de Pau
Pau

Weather/Track: Bright 22° /Dry 46°

International Formula Master

LAP CHART - RACE 2

Lap 1			Lap 2			Lap 3			Lap 4			Lap 5		
No	Behind	Laptime	No	Behind	Laptime	No	Behind	Laptime	No	Behind	Laptime	No	Behind	Laptime
12		1:22.215	12		1:49.819P	12		2:23.176	12		2:10.261	12		1:15.494
2	0.874	1:23.089	2	1.599	1:50.544P	2	0.810	2:22.387	2	0.135	2:09.586	2	0.863	1:16.222
3	1.256	1:23.471	3	3.904	1:52.467P	3	1.290	2:20.562	3	0.275	2:09.246	3	1.969	1:17.188
33	2.295	1:24.510	33	6.153	1:53.677P	33	2.221	2:19.244	33	0.841	2:08.881	33	2.445	1:17.098
15	2.941	1:25.156	15	8.041	1:54.919P	15	2.882	2:18.017	15	1.644	2:09.023	15	3.335	1:17.185
25	3.502	1:25.717	25	10.846	1:57.163P	25	3.831	2:16.161	25	1.704	2:08.134	25	3.871	1:17.661
16	4.017	1:26.232	16	13.178	1:58.980P	16	4.410	2:14.408	16	2.454	2:08.305	16	4.151	1:17.191
4	5.552	1:27.767	4	16.266	2:00.533P	4	5.832	2:12.742	4	3.380	2:07.809	19	5.199	1:16.504
29	5.826	1:28.041	29	18.359	2:02.352P	29	6.483	2:11.300	29	3.686	2:07.464	4	6.101	1:18.215
19	6.267	1:28.482	19	21.114	2:04.666P	19	7.575	2:09.637	19	4.189	2:06.875	32	6.574	1:17.609
32	7.537	1:29.752	32	24.224	2:06.506P	32	8.642	2:07.594	32	4.459	2:06.078	34	7.878	1:17.794
34	8.681	1:30.896	34	27.167	2:08.305P	34	10.866	2:06.875	34	5.578	2:04.973	6	8.545	1:17.387
6	9.008	1:31.223	6	30.438	2:11.249P	6	12.116	2:04.854	6	6.652	2:04.797	14	9.219	1:17.511
14	10.366	1:32.581	14	32.592	2:12.045P	14	12.606	2:03.190	14	7.202	2:04.857	11	9.876	1:17.639
11	11.850	1:34.065	11	38.201	2:16.170P	11	13.605	1:58.580	11	7.731	2:04.387	23	10.870	1:17.881
23	14.206	1:36.421	23	40.373	2:15.986P	23	15.079	1:57.882	23	8.483	2:03.665	30	11.521	1:18.052
30	15.131	1:37.346	30	42.166	2:16.854P	30	16.404	1:57.414	30	8.963	2:02.820	24	11.824	1:17.454
24	15.832	1:38.047	40	54.267	2:26.628P	40	35.546	2:04.455	24	9.864	1:43.748	40	12.578	1:17.390
9	16.553	1:38.768	5	55.883	2:17.746P	26	35.953	2:01.424	40	10.682	1:45.397	26	13.284	1:18.017
40	17.458	1:39.673	26	57.705	2:19.052P	24	36.377	1:55.607	26	10.761	1:45.069	9	14.411	1:18.757
5	27.956	1:50.171	21	1:00.220	2:16.790P	9	36.729	1:57.602	9	11.148	1:44.680	5	14.450	1:17.383
26	28.472	1:50.687	9	1:02.303	2:35.569P	21	38.736	2:01.692	21	12.435	1:43.960	21	18.400	1:21.459
21	33.249	1:55.464	24	1:03.946	2:37.933P	5	39.062	2:06.355	5	12.561	1:43.760	18	23.706	1:17.729
18	1:09.142	2:31.357	18	1:09.809	1:50.486	18	50.558	2:03.925	18	21.471	1:41.174	29	34.849	1:46.657
27	1:38.279	3:00.494P												

Weather/Track: Bright 22°/Dry 46°

Pau
Circuit Length = 2.7600 km.
Start: 14:03 End: 14:49

International Formula Master

LAP CHART - RACE 2

(contd.)

Lap 6			Lap 7			Lap 8			Lap 9			Lap 10		
No	Behind	Laptime	No	Behind	Laptime	No	Behind	Laptime	No	Behind	Laptime	No	Behind	Laptime
12		1:23.965	12		2:02.060	12		2:04.606	12		15:37.413	33		2:13.576
3	0.702	1:22.698	3	0.444	2:01.802	3	0.584	2:04.746	3	1.050	15:37.879	12	0.026	2:15.435
33	2.142	1:23.662	33	0.901	2:00.819	33	1.309	2:05.014	33	1.833	15:37.937	3	0.451	2:14.810
15	2.996	1:23.626	15	1.849	2:00.913	15	2.063	2:04.820	15	2.932	15:38.282	15	0.686	2:13.163
25	3.984	1:24.078	25	2.951	2:01.027	25	3.229	2:04.884	25	3.924	15:38.108	25	1.058	2:12.543
16	4.807	1:24.621	16	3.997	2:01.250	16	5.291	2:05.900	16	4.508	15:36.630	16	1.512	2:12.413
19	6.222	1:24.988	19	4.977	2:00.815	19	6.176	2:05.805	19	5.979	15:37.216	19	2.356	2:11.786
4	7.365	1:25.229	4	6.329	2:01.024	4	7.533	2:05.810	4	6.990	15:36.870	4	2.990	2:11.409
32	8.216	1:25.607	32	7.008	2:00.852	32	8.453	2:06.051	32	8.279	15:37.239	32	3.125	2:10.255
34	9.898	1:25.985	34	8.520	2:00.682	34	9.876	2:05.962	34	9.180	15:36.717	34	3.739	2:09.968
6	11.576	1:26.996	6	10.470	2:00.954	6	11.392	2:05.528	6	10.497	15:36.518	6	4.208	2:09.120
14	12.029	1:26.775	14	11.104	2:01.135	14	12.050	2:05.552	14	11.435	15:36.798	14	4.369	2:08.343
11	12.977	1:27.066	11	11.709	2:00.792	11	13.005	2:05.902	11	12.436	15:36.844	11	4.933	2:07.906
23	14.516	1:27.611	23	13.336	2:00.880	23	13.947	2:05.217	23	13.169	15:36.635	23	5.672	2:07.912
30	15.430	1:27.874	30	14.355	2:00.985	30	14.786	2:05.037	30	14.334	15:36.961	30	5.704	2:06.779
24	17.201	1:29.342	24	15.527	2:00.386	24	15.481	2:04.560	24	15.409	15:37.341	24	6.236	2:06.236
40	18.501	1:29.888	40	16.185	1:59.744	40	16.307	2:04.728	40	16.336	15:37.442	40	8.422	2:07.495
26	19.228	1:29.909	26	17.370	2:00.202	26	17.425	2:04.661	26	17.127	15:37.115	26	8.545	2:06.827
5	19.597	1:29.112	5	18.082	2:00.545	5	18.760	2:05.284	5	18.522	15:37.175	5	9.181	2:06.068
9	20.425	1:29.979	9	18.738	2:00.373	9	19.310	2:05.178	9	19.622	15:37.725	9	10.154	2:05.941
21	23.248	1:28.813	21	19.523	1:58.335	21	20.651	2:05.734	21	20.725	15:37.487	21	12.006	2:06.690
18	31.243	1:31.502	18	22.351	1:53.168	29	21.011	2:02.937	29	21.345	15:37.747	29	12.035	2:06.099
29	31.387	1:20.503	29	22.680	1:53.353	18	24.100	2:06.355						

Weather/Track: Bright 22°/Dry 46°

www.mstworld.com

Page 2 of 5

Pau
Circuit Length = 2.7600 km.
Start: 14:03 End: 14:49

Printed - 14:52 Sunday, 03 June 2007

International Formula Master

LAP CHART - RACE 2

(contd.)

Lap 11			Lap 12			Lap 13			Lap 14			Lap 15		
No	Behind	Laptime	No	Behind	Laptime	No	Behind	Laptime	No	Behind	Laptime	No	Behind	Laptime
33		1:16.756	33		1:15.409	12		1:14.914	12		1:14.421	12		1:14.522
12	0.266	1:16.996	12	0.387	1:15.530	3	0.783	1:15.069	3	1.303	1:14.941	3	1.633	1:14.852
3	0.912	1:17.217	3	1.015	1:15.512	15	2.642	1:15.216	15	4.644	1:16.423	15	4.797	1:14.675
15	2.269	1:18.339	15	2.727	1:15.867	25	3.046	1:15.227	25	5.113	1:16.488	25	5.269	1:14.678
25	2.555	1:18.253	25	3.120	1:15.974	19	3.882	1:15.317	19	5.665	1:16.204	19	5.995	1:14.852
19	3.372	1:17.772	19	3.866	1:15.903	16	4.268	1:15.572	16	5.976	1:16.129	16	6.168	1:14.714
16	3.719	1:18.963	16	3.997	1:15.687	33	6.118	1:21.419P	32	9.264	1:15.484	32	10.235	1:15.493
32	6.746	1:20.377	32	7.544	1:16.207	32	8.201	1:15.958	34	12.017	1:16.066	34	13.778	1:16.283
34	7.225	1:20.242	34	9.076	1:17.260	34	10.372	1:16.597	14	12.446	1:16.052	14	13.885	1:15.961
14	7.983	1:20.370	14	9.636	1:17.062	14	10.815	1:16.480	6	12.913	1:16.093	6	14.607	1:16.216
6	8.768	1:21.316	6	10.182	1:16.823	6	11.241	1:16.360	11	13.303	1:15.929	11	14.909	1:16.128
11	9.394	1:21.217	11	10.801	1:16.816	11	11.795	1:16.295	23	13.980	1:15.721	23	15.807	1:16.349
23	10.712	1:21.796	23	11.773	1:16.470	23	12.680	1:16.208	26	14.356	1:15.881	29	21.923	1:19.373
26	11.501	1:19.712	26	12.318	1:16.226	26	12.896	1:15.879	5	14.723	1:15.476	9	35.083	1:33.167
5	11.806	1:19.381	5	12.659	1:16.262	5	13.668	1:16.310	9	16.438	1:15.568	33	36.665	1:31.956
9	14.088	1:20.690	9	14.908	1:16.229	9	15.291	1:15.684	29	17.072	1:15.754	21	57.775	1:50.713
29	14.353	1:19.074	29	15.055	1:16.111	29	15.739	1:15.985	33	19.231	1:27.534			
21	18.762	1:23.512	21	19.951	1:16.598	21	20.454	1:15.804	21	21.584	1:15.551			

Weather/Track: Bright 22°/Dry 46°

www.mstworld.com

Page 3 of 5

Pau
Circuit Length = 2.7600 km.
Start: 14:03 End: 14:49

Printed - 14:52 Sunday, 03 June 2007

International Formula Master

LAP CHART - RACE 2

(contd.)

Lap 16			Lap 17			Lap 18			Lap 19			Lap 20		
No	Behind	Laptime	No	Behind	Laptime	No	Behind	Laptime	No	Behind	Laptime	No	Behind	Laptime
12		1:15.478	12		1:14.481	12		1:14.367	12		1:14.537	12		1:15.115
3	1.402	1:15.247	3	1.870	1:14.949	3	2.498	1:14.995	3	3.102	1:15.141	3	2.616	1:14.629
15	4.404	1:15.085	15	4.833	1:14.910	15	6.319	1:15.853	25	5.662	1:13.842	25	3.894	1:13.347
25	4.890	1:15.099	25	5.073	1:14.664	25	6.357	1:15.651	15	7.128	1:15.346	15	6.615	1:14.602
19	5.458	1:14.941	19	5.833	1:14.856	19	7.127	1:15.661	19	7.753	1:15.163	19	7.258	1:14.620
16	5.753	1:15.063	16	6.327	1:15.055	16	7.297	1:15.337	16	8.316	1:15.556	16	7.750	1:14.549
32	10.601	1:15.844	32	12.155	1:16.035	32	13.987	1:16.199	32	15.810	1:16.360	32	17.102	1:16.407
26	1 LAP	2:29.608P	34	15.768	1:15.936	34	19.664	1:18.263	34	22.348	1:17.221	34	23.100	1:15.867
34	14.313	1:16.013	14	15.810	1:15.610	6	19.751	1:17.491	6	22.801	1:17.587	6	23.132	1:15.446
14	14.681	1:16.274	6	16.627	1:16.148	29	23.959	1:15.491	29	24.116	1:14.694	29	24.003	1:15.002
6	14.960	1:15.831	29	22.835	1:15.603	23	27.003	1:16.355	23	27.795	1:15.329	23	28.499	1:15.819
11	15.641	1:16.210	23	25.015	1:22.915	33	36.645	1:14.660	33	36.411	1:14.303	33	35.825	1:14.529
23	16.581	1:16.252	9	36.189	1:16.043	9	38.710	1:16.888	9	39.578	1:15.405	9	39.692	1:15.229
29	21.713	1:15.268	33	36.352	1:14.818	14	1:02.760	2:01.317	21	1:04.584	1:16.312	21	1:04.961	1:15.492
9	34.627	1:15.022	11	44.102	1:42.942P	21	1:02.809	1:18.677	14	1:06.265	1:18.042	14	1:06.904	1:15.754
33	36.015	1:14.828	21	58.499	1:15.344									
21	57.636	1:15.339												

Weather/Track: Bright 22°/Dry 46°

www.mstworld.com

Page 4 of 5

Pau
Circuit Length = 2.7600 km.
Start: 14:03 End: 14:49

Printed - 14:52 Sunday, 03 June 2007

**International Formula Master
LAP CHART - RACE 2**

(contd.)

Lap 21			Lap 22			Lap 23			Lap 24			Lap 25		
No	Behind	Laptime	No	Behind	Laptime	No	Behind	Laptime	No	Behind	Laptime	No	Behind	Laptime
12		1:14.383												
3	2.549	1:14.316												
25	2.799	1:13.288												
15	7.038	1:14.806												
19	7.975	1:15.100												
16	8.205	1:14.838												
32	19.410	1:16.691												
6	23.923	1:15.174												
34	26.063	1:17.346												
29	26.253	1:16.633												
23	29.614	1:15.498												
33	36.192	1:14.750												
9	40.425	1:15.116												
21	1:05.722	1:15.144												
14	1:08.335	1:15.814												

Weather/Track: Bright 22°/Dry 46°