



Brno, Czech Republic
15-17 June 2007



Timing and Results by MST Systems Ltd

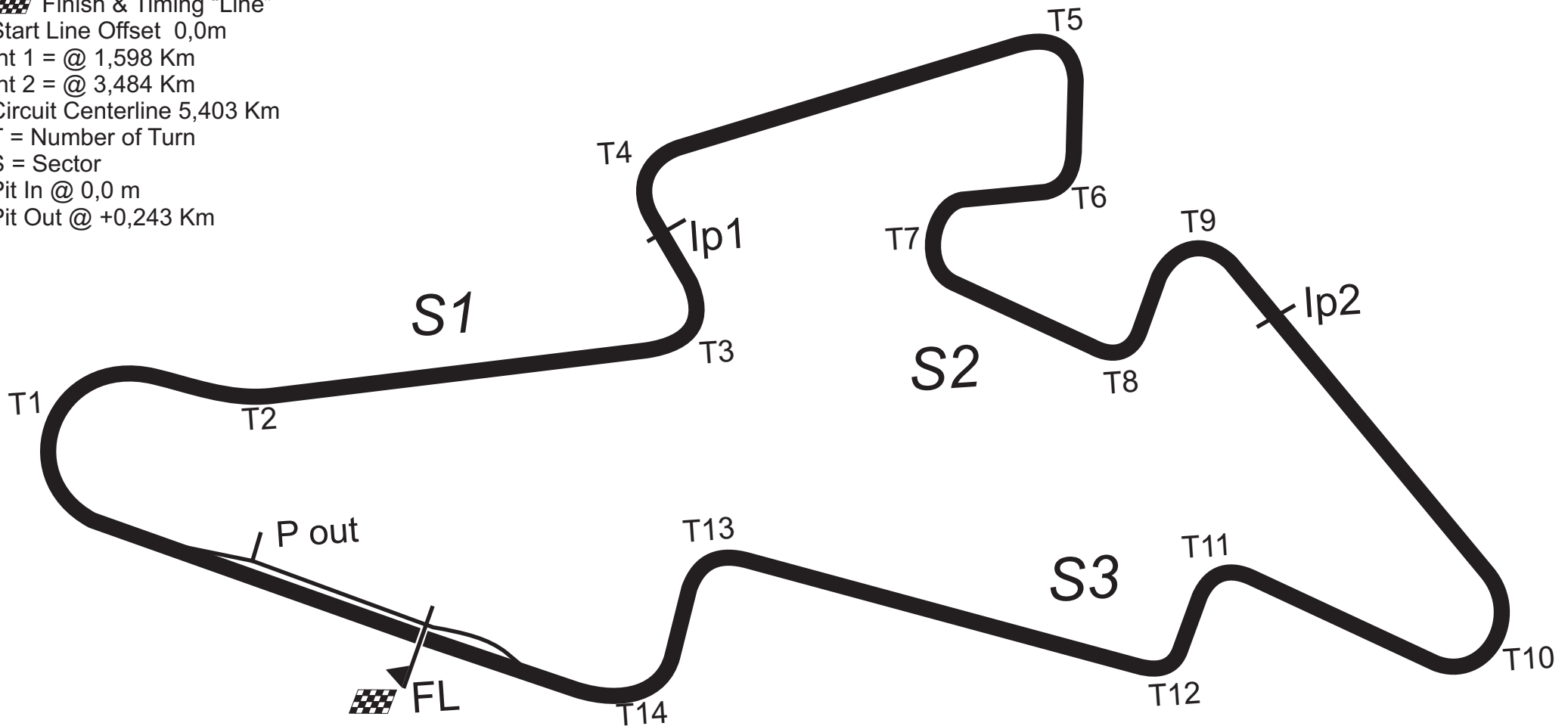
www.fiawtcc.com

www.mstworld.com



Races 9 and 10 - Brno 16 & 17 June 2007

- ▲ Start line
- ▣ Finish & Timing "Line"
- Start Line Offset 0,0m
- Int 1 = @ 1,598 Km
- Int 2 = @ 3,484 Km
- Circuit Centerline 5,403 Km
- T = Number of Turn
- S = Sector
- Pit In @ 0,0 m
- Pit Out @ +0,243 Km



International Formula Master

FREE PRACTICE 1

POS	NO	CL	DRIVER	NAT	TEAM	TIME	LAPS	GAP	KPH
1	16		Maximilian GOETZ	GER	ISR	1:53.774	11		170.96
2	7		Chris VAN DER DRIFT	NED	J.D. Motorsport	1:54.593	15	0.819	169.73
3	18		Alberto COSTA	ITA	Euronova Racing	1:54.792	15	1.018	169.44
4	31		Luca PERSIANI	ITA	Scuderia Fama	1:55.425	14	1.651	168.51
5	25		Jerome D'AMBROSIO	BEL	Cram Competition	1:55.867	14	2.093	167.87
6	4		Oliver CAMPOS HULL	ESP	Iris Project	1:55.971	16	2.197	167.72
7	29		Johnny CECOTTO JR	VEN	Ombra Racing	1:56.173	18	2.399	167.43
8	14		Giuseppe TERRANOVA	ITA	Alan Racing	1:56.349	20	2.575	167.17
9	19		Pierre RAGUES	FRA	Euronova Racing	1:56.374	15	2.600	167.14
10	2		Rahel FREY	SUI	Jenzer Motorsport	1:56.505	11	2.731	166.95
11	24		Arturo LLOBEL	ESP	Cram Competition	1:56.538	17	2.764	166.90
12	15		Salvatore GATTO	ITA	Alan Racing	1:56.583	20	2.809	166.84
13	8		Kasper ANDERSEN	DEN	J.D. Motorsport	1:56.781	17	3.007	166.55
14	26		Rodolfo AVILA	MAC	Cram Competition	1:56.800	16	3.026	166.53
15	32		Massimo TORRE	ITA	Scuderia Fama	1:56.840	16	3.066	166.47
16	34		Dominik SCHRAML	GER	ADM Motorsport	1:56.857	17	3.083	166.45
17	9		Marcello PUGLISI	ITA	Promotorsport	1:56.891	15	3.117	166.40
18	11		Ignazio BELLUARDO	ITA	Promotorsport	1:57.051	16	3.277	166.17
19	12		Pablo SANCHEZ LOPEZ	MEX	Alan Racing	1:57.073	18	3.299	166.14
20	30		Dominick MUERMANS	NED	Ombra Racing	1:57.293	18	3.519	165.83
21	23		Sami ISOHELLA	FIN	Team Soderman	1:57.369	20	3.595	165.72
22	6		Claudio CANTELLI JR	BRA	J.D. Motorsport	1:57.437	20	3.663	165.62
23	21		Frankie PROVENZANO	ITA	ADM Motorsport	1:57.666	19	3.892	165.30
24	27		Tor GRAVES	GBR	Team JVA	1:58.036	16	4.262	164.78
25	3		Juho ANNALA	FIN	Jenzer Motorsport	1:58.201	18	4.427	164.55
26	33		Nick DE BRUIJN	NED	ADM Motorsport	1:58.481	8	4.707	164.16
27	10		Mattia PAVONI	ITA	Promotorsport	1:58.645	18	4.871	163.94
28	22		Michele CALIENDO	ITA	ADM Motorsport	1:59.039	16	5.265	163.39
29	5		Nicolas MAULINI	SUI	Iris Project	1:59.503	13	5.729	162.76
30	40		Luigi FERRARA	ITA	Euronova Racing	2:03.233	4	9.459	157.83

Weather/Track: Sun 22°/Dry 27°

Brno
Circuit Length = 5.4030 km.
Start: 09:30 End: 10:15

Race Director:	Steward:	Timekeeper:
----------------	----------	-------------

International Formula Master

Free Practice 1 - Sector Analysis Report

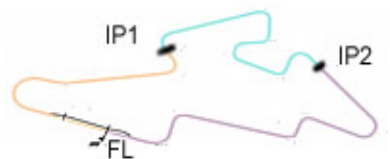
Lap S1 Time S1 Spd S2 Time S2 Spd S3 Time S3 Spd Lap Time Pit Lap S1 Time S1 Spd S2 Time S2 Spd S3 Time S3 Spd Lap Time Pit

2 FREY						SUI Jenzer Motorsport										
1	12:03.034	131.8	49.213	196.3	55.506	13:47.753	Pit	7	31.399	155.8	43.435	208.8	42.192	216.0	1:57.026	
2	3:58.844	141.7	44.883	207.2	43.138	210.0	5:26.865	8	30.821	151.2	43.600	209.3	42.084	214.9	1:56.505	
3	31.331	150.0	45.471	204.9	42.906	209.0	1:59.708	9	30.817	153.5	43.685	208.0	42.299	210.9	1:56.801	
4	31.077	156.5	43.603	207.6	42.011	212.9	1:56.691	10	31.092	150.9	43.816	209.3	43.084	208.0	1:57.992	
5	30.735	153.8	43.406	208.0	50.286		2:04.427	Pit	11	33.325	151.2	43.933	206.8	42.504	212.9	1:59.762
6	19:13.072	142.5	46.229	205.3	43.056	210.0	20:42.357									

3 ANNALA						FIN Jenzer Motorsport										
1	11:48.380	118.2	48.797	202.6	47.055	205.2	13:24.232	11	3:32.011	144.5	44.235	205.3	43.112	209.0	4:59.358	
2	32.712	140.9	45.064	206.8	43.704	208.0	2:01.480	12	31.885	146.0	44.622	207.2	42.751	211.9	1:59.258	
3	31.732	143.7	44.728	206.8	44.083	208.0	2:00.543	13	31.932	138.1	44.535	207.6	42.875	213.9	1:59.342	
4	31.404	148.4	44.404	207.6	43.341	211.9	1:59.149	14	31.047	145.1	44.589	205.7	43.035	213.9	1:58.671	
5	31.202	144.0	44.229	205.3	42.871	211.9	1:58.302	15	31.371	140.9	44.320	206.1	43.183	212.9	1:58.874	
6	31.309	143.7	44.378	204.5	43.038	210.9	1:58.725	16	31.233	145.1	44.701	204.9	43.145	212.9	1:59.079	
7	31.011	149.6	44.717	206.5	43.123	210.9	1:58.851	17	31.540	144.0	44.887	205.7	43.261	212.9	1:59.688	
8	31.243	140.9	44.636	204.1	42.741	213.9	1:58.620	18	31.129	135.5	45.174	204.9	53.894		2:10.197	Pit
9	31.006	146.0	44.372	204.1	42.823	210.9	1:58.201									
10	31.922	146.9	44.743	206.1	53.154		2:09.819	Pit								

4 CAMPOS HULL						ESP Iris Project											
1	11:55.133	128.5	50.453	195.6	46.154	203.4	13:31.740	10	30.722	156.1	43.666	206.5	43.343	211.9	1:57.731		
2	32.557	150.0	45.294	206.1	43.000	207.1	2:00.851	11	30.797	156.5	43.683	206.1	42.372	210.0	1:56.852		
3	31.295	150.3	43.783	204.9	43.416	204.3	1:58.494	12	30.790	154.1	43.712	208.4	42.107	212.9	1:56.609		
4	32.701	133.5	53.941	125.8	1:06.659		2:33.301	Pit	13	31.035	152.5	44.119	206.5	49.992		2:05.146	Pit
5	3:53.836	136.1	46.007	201.1	42.735	210.9	5:22.578	14	7:38.843	150.0	44.571	204.1	41.934	210.9	9:05.348		
6	30.742	155.1	43.278	207.6	41.951	211.9	1:55.971	15	30.810	157.8	43.313	206.5	42.075	210.9	1:56.198		
7	30.623	154.1	43.629	207.2	41.726	211.9	1:55.978	16	33.450	132.5	1:00.895	135.5	1:06.788		2:41.133	Pit	
8	30.300	158.5	43.630	208.0	42.310	210.0	1:56.240										
9	30.684	155.5	43.822	208.0	42.003	210.0	1:56.509										

5 MAULINI						SUI Iris Project										
1	12:27.919	119.4	50.217	191.1	47.793	201.6	14:05.929	8	31.486	141.1	44.936	205.3	58.407		2:14.829	Pit
2	33.214	133.5	46.941	202.6	44.793	209.0	2:04.948	9	17:41.500	140.0	45.301	206.5	43.573	213.9	19:10.374	
3	32.087	137.1	46.150	205.7	44.374	209.0	2:02.611	10	31.700	144.5	44.805	207.2	42.998	210.9	1:59.503	
4	31.922	140.0	45.252	207.6	43.697	210.0	2:00.871	11	31.295	136.1	45.323	209.3	43.365	210.9	1:59.983	
5	31.687	137.9	44.966	206.8	43.481	210.9	2:00.134	12	31.968	144.8	44.859	207.6	43.287	208.0	2:00.114	
6	31.413	135.3	46.591	207.6	44.569	211.9	2:02.573	13	33.843	135.0	48.308	165.1	1:07.956		2:30.107	Pit
7	31.341	144.2	44.954	206.1	43.631	211.9	1:59.926									



Weather/Track: Sun 22° / Dry 27°

Circuit Length - 5.403 kilometres
Automotodrom
Brno

International Formula Master

Free Practice 1 - Sector Analysis Report

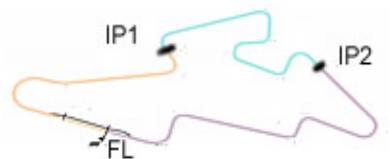
Lap S1 Time S1 Spd S2 Time S2 Spd S3 Time S3 Spd Lap Time Pit Lap S1 Time S1 Spd S2 Time S2 Spd S3 Time S3 Spd Lap Time Pit

6 CANTELLI JR							BRA		J.D. Motorsport						
1	12:01.833	121.4	49.267	200.7	48.176	199.8	13:39.276	12	30.911	156.1	44.000	205.7	42.574	204.3	1:57.485
2	33.675	133.0	45.998	203.0	43.895	204.3	2:03.568	13	33.743	114.1	1:01.974	105.7	53.053	206.1	2:28.770
3	31.668	150.0	45.523	205.7	42.797	207.1	1:59.988	14	31.305	146.3	44.263	204.5	42.672	208.0	1:58.240
4	31.410	149.0	44.559	206.5	44.444	206.1	2:00.413	15	31.202	156.1	43.677	206.8	42.702	209.0	1:57.581
5	31.339	154.1	43.972	203.7	44.139	208.0	1:59.450	16	30.852	153.8	44.927	194.2	45.904	210.9	2:01.683
6	30.968	157.8	44.191	204.1	42.649	208.0	1:57.808	17	30.885	149.3	43.988	206.1	42.564	210.9	1:57.437
7	31.497	153.8	44.551	205.7	42.705	204.3	1:58.753	18	30.791	155.8	43.863	206.1	43.047	210.9	1:57.701
8	31.025	156.5	44.291	203.7	42.924	209.0	1:58.240	19	31.025	151.2	44.124	205.7	42.663	211.9	1:57.812
9	31.168	153.8	44.000	203.0	55.909		2:11.077 Pit	20	33.079	131.8	51.466	156.7	1:00.628		2:25.173 Pit
10	4:54.169	153.5	44.569	204.1	42.572	207.1	6:21.310								
11	31.234	154.8	43.951	205.3	42.420	208.0	1:57.605								

7 VAN DER DRIFT							NED		J.D. Motorsport						
1	12:13.739	116.5	50.860	198.5	51.484		13:56.083 Pit	9	30.948	151.2	42.890	206.5	41.426	209.0	1:55.264
2	4:22.017	141.4	45.001	204.5	42.241	207.1	5:49.259	10	30.252	154.5	43.050	205.3	41.546	211.9	1:54.848
3	30.672	155.8	43.077	205.7	41.694	211.9	1:55.443	11	30.245	156.5	42.849	204.5	41.618	211.9	1:54.712
4	30.298	158.9	43.582	204.5	41.151	210.0	1:55.031	12	31.404	136.8	45.410	204.1	48.985		2:05.799 Pit
5	30.181	158.2	42.561	206.8	41.851	210.0	1:54.593	13	5:20.880	151.2	43.542	206.8	41.785	212.9	6:46.207
6	30.177	156.5	43.144	204.1	41.744	212.9	1:55.065	14	30.195	155.5	43.014	205.7	41.553	213.9	1:54.762
7	31.528	136.6	45.234	203.3	48.833		2:05.595 Pit	15	30.206	152.8	44.223	208.8	53.524		2:07.953 Pit
8	7:07.348	146.3	43.708	204.9	41.808	209.0	8:32.864								

8 ANDERSEN							DEN		J.D. Motorsport						
1	12:15.935	122.0	50.035	201.4	54.111		14:00.081 Pit	10	30.830	152.8	43.913	204.1	42.672	211.9	1:57.415
2	1:02.857	148.4	45.171	203.0	43.244	210.9	2:31.272	11	30.732	153.8	43.966	204.9	42.915	209.0	1:57.613
3	30.742	154.5	43.875	204.9	43.571	210.9	1:58.188	12	30.885	153.5	43.970	204.5	49.251		2:04.106 Pit
4	30.857	155.1	44.083	206.1	51.097	210.9	2:06.037	13	7:13.553	153.5	43.714	207.6	42.929	213.9	8:40.196
5	30.778	154.8	44.173	202.2	43.051	210.9	1:58.002	14	30.863	151.5	43.667	207.2	42.251	212.9	1:56.781
6	30.821	152.2	44.218	204.1	43.097	212.9	1:58.136	15	30.465	154.8	45.656	175.3	44.827	216.0	2:00.948
7	30.863	152.8	43.988	204.9	42.965	210.9	1:57.816	16	30.422	155.8	43.758	206.1	42.895	217.0	1:57.075
8	30.868	155.5	44.160	203.3	52.120		2:07.148 Pit	17	31.047	154.1	45.026	206.8	56.233		2:12.306 Pit
9	4:01.520	154.1	44.118	205.3	42.795	210.9	5:28.433								

9 PUGLISI							ITA		Promotorsport						
1	10:58.772	132.5	48.205	201.4	53.198		12:40.175 Pit	9	30.938	151.8	43.930	203.3	50.013		2:04.881 Pit
2	1:34.405	147.2	45.001	204.5	43.711	205.2	3:03.117	10	7:00.015	151.2	43.866	202.2	42.647	210.0	8:26.528
3	31.685	148.1	43.934	203.3	42.750	209.0	1:58.369	11	30.921	151.2	43.894	201.1	42.606	207.1	1:57.421
4	31.138	149.3	43.953	205.7	42.506	209.0	1:57.597	12	30.706	154.1	43.687	202.6	42.556	210.0	1:56.949
5	30.880	152.5	43.663	202.6	42.348	208.0	1:56.891	13	30.851	150.9	44.118	204.5	42.456	210.9	1:57.425
6	30.868	154.1	43.640	204.1	42.718	209.0	1:57.226	14	31.268	151.8	44.097	204.1	49.055		2:04.420 Pit
7	30.664	153.5	43.573	203.7	51.056		2:05.293 Pit	15	4:06.179	133.8	44.803	203.0	42.717	210.0	5:33.699
8	4:07.722	150.6	44.074	202.6	42.849	208.0	5:34.645								



Circuit Length - 5.403 kilometres
Automotodrom
Brno

Weather/Track: Sun 22° / Dry 27°

Printed at 10:20, Friday, 15 June, 2007

© MST Systems Ltd, 2005 (www.mstworld.com)

Page 2

International Formula Master

Free Practice 1 - Sector Analysis Report

Lap S1 Time S1 Spd S2 Time S2 Spd S3 Time S3 Spd Lap Time Pit Lap S1 Time S1 Spd S2 Time S2 Spd S3 Time S3 Spd Lap Time Pit

10 PAVONI

ITA				Promotorsport					
1				12:57.412	Pit	11	31.162 155.5 44.589 202.6 43.775 207.1 1:59.526		
2	3:30.557 146.6	46.582 200.0	45.359 199.8	5:02.498		12	31.307 156.5 44.484 203.0 43.211 207.1 1:59.002		
3	32.599 148.7	47.661 203.7	43.582 206.1	2:03.842		13	31.306 157.8 44.528 204.1 43.926 199.8 1:59.760		
4	31.575 156.5	44.717 203.0	43.819 203.4	2:00.111		14	31.377 156.5 44.732 203.3 43.109 210.0 1:59.218		
5	31.981 144.8	45.208 204.1	43.897 193.0	2:01.086		15	31.155 155.8 44.927 203.3 42.788 210.9 1:58.870		
6	32.277 155.8	44.956 204.5	43.398 208.0	2:00.631		16	31.542 155.8 44.708 205.3 42.771 210.0 1:59.021		
7	31.384 158.9	44.800 201.4	43.320 207.1	1:59.504		17	1:16.214 201.8 209.0 1:59.271		
8	31.409 155.8	44.620 201.4	43.308 208.0	1:59.337		18	1:15.845 204.1 211.9 1:58.645		
9	31.057 156.8	44.801 200.3	54.929	2:10.787	Pit				
10	6:38.007 145.4	45.430 203.0	42.923 209.0	8:06.360					

11 BELLUARDO

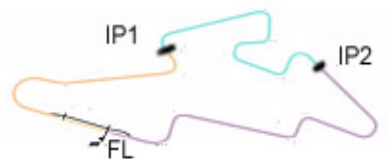
ITA				Promotorsport					
1	10:44.812 126.3	47.191 197.4	44.890 204.3	12:16.893		10	31.458 144.5 43.758 204.5 42.351 207.1 1:57.567		
2	33.014 138.1	46.019 201.8	51.394	2:10.427	Pit	11	30.815 143.7 43.820 204.5 42.416 210.0 1:57.051		
3	3:16.174 147.2	44.893 203.7	42.835 205.2	4:43.902		12	30.894 144.0 43.921 203.3 48.561 2:03.376		
4	30.809 151.8	44.186 195.6	42.849 193.0	1:57.844		13	5:40.900 131.8 44.500 204.9 42.424 209.0 7:07.824		
5	31.114 152.5	43.584 205.7	42.868 209.0	1:57.566		14	31.225 143.7 44.178 198.5 43.016 210.9 1:58.419		
6	30.878 146.3	43.702 203.7	42.738 206.1	1:57.318		15	31.115 139.5 44.153 204.5 43.333 207.1 1:58.601		
7	32.542 139.5	44.970 201.8	49.774	2:07.286	Pit	16	31.461 143.1 44.623 204.9 44.078 207.1 2:00.162		
8	6:52.983 123.0	46.168 203.0	42.678 209.0	8:21.829					
9	31.059 148.4	43.772 204.1	42.503 191.3	1:57.334					

12 SANCHEZ LOPEZ

MEX				Alan Racing					
1	11:32.713 134.3	48.461 202.2	45.314 206.1	13:06.488		11	30.814 148.4 43.914 204.9 42.345 211.9 1:57.073		
2	32.084 150.3	44.296 207.2	43.071 210.9	1:59.451		12	30.865 149.0 44.526 205.3 42.544 211.9 1:57.935		
3	33.273 139.2	44.019 204.5	42.514 210.0	1:59.806		13	30.985 145.7 46.133 205.3 50.046 2:07.164		
4	30.923 148.4	1:04.934 206.5	42.835 210.9	2:18.692		14	5:42.036 150.3 49.003 196.7 42.813 212.9 7:13.852		
5	30.664 147.8	44.633 201.4	42.546 210.9	1:57.843		15	30.828 145.4 44.955 199.2 42.977 211.9 1:58.760		
6	30.988 147.5	44.016 205.3	42.243 209.0	1:57.247		16	30.872 148.7 44.230 206.1 42.513 210.0 1:57.615		
7	30.956 146.9	44.175 204.1	42.405 210.0	1:57.536		17	31.355 146.6 48.390 204.5 48.768 2:08.513		
8	31.012 148.7	49.873 205.7	49.565	2:10.450	Pit	18	1:41.154 149.6 44.446 207.6 42.640 213.9 3:08.240		
9	3:26.022 119.6	48.254 200.7	42.463 211.9	4:56.739					
10	30.799 152.8	43.935 206.1	42.487 210.9	1:57.221					

14 TERRANOVA

ITA				Alan Racing					
1	11:33.262 132.1	49.420 203.3	45.563 209.0	13:08.245		12	31.109 150.6 43.786 205.7 42.347 212.9 1:57.242		
2	32.261 145.7	45.040 205.7	43.508 210.0	2:00.809		13	31.096 138.9 43.826 206.5 42.358 209.0 1:57.280		
3	31.753 148.7	44.371 204.9	43.024 211.9	1:59.148		14	30.715 151.2 43.798 207.6 42.611 209.0 1:57.124		
4	30.912 140.9	44.303 206.1	42.846 212.9	1:58.061		15	30.949 147.8 45.418 204.1 54.916 2:11.283		
5	30.839 151.5	44.064 205.3	42.989 210.9	1:57.892		16	4:18.438 141.1 44.187 204.5 42.929 208.0 5:45.554		
6	30.848 145.1	43.809 204.9	42.647 210.9	1:57.304		17	30.814 152.8 44.141 206.1 43.255 210.9 1:58.210		
7	30.607 151.2	43.309 204.5	42.433 210.9	1:56.349		18	30.909 150.3 44.691 205.3 49.394 2:04.994		
8	31.278 151.5	43.931 204.9	42.278 211.9	1:57.487		19	1:41.866 148.1 45.665 204.1 43.982 208.0 3:11.513		
9	30.586 143.4	43.457 204.9	42.342 208.0	1:56.385		20	31.629 152.5 45.030 206.1 44.318 207.1 2:00.977		
10	31.004 150.6	43.757 204.5	42.640 211.9	1:57.401					
11	30.656 144.2	44.132 204.9	42.681 210.0	1:57.469					



Circuit Length - 5.403 kilometres

Automotodrom

Brno

Weather/Track: Sun 22°/Dry 27°

Printed at 10:20, Friday, 15 June, 2007

© MST Systems Ltd, 2005 (www.mstworld.com)

Page 3

International Formula Master

Free Practice 1 - Sector Analysis Report

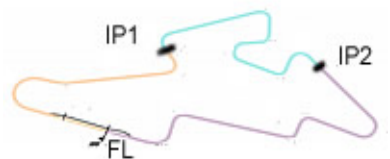
Lap S1 Time S1 Spd S2 Time S2 Spd S3 Time S3 Spd Lap Time Pit Lap S1 Time S1 Spd S2 Time S2 Spd S3 Time S3 Spd Lap Time Pit

15 GATTO						ITA Alan Racing									
1	11:32.543	134.0	49.316	203.3	45.700	209.0	13:07.559	12	30.892	154.1	43.665	206.5	42.191	210.9	1:56.748
2	33.109	112.5	47.696	206.8	43.577	208.0	2:04.382	13	30.841	156.5	43.948	208.8	43.488	210.9	1:58.277
3	31.535	152.2	44.072	205.7	42.775	212.9	1:58.382	14	31.098	157.5	43.970	208.4	42.639	214.9	1:57.707
4	31.900	152.8	47.191	207.6	42.400	213.9	2:01.491	15	30.976	153.5	44.086	206.8	42.883	212.9	1:57.945
5	31.016	156.8	44.034	204.9	49.262	212.9	2:04.312	16	33.069	155.8	45.732	207.6	43.102	213.9	2:01.903
6	31.020	158.5	43.756	206.5	42.084	212.9	1:56.860	17	30.999	155.1	44.151	207.6	42.841	214.9	1:57.991
7	30.862	157.8	43.551	206.5	42.170	211.9	1:56.583	18	31.245	157.8	44.059	208.8	51.397		2:06.701 Pit
8	30.799	157.5	43.835	204.1	42.521	210.9	1:57.155	19	2:10.888	158.2	44.711	206.8	42.810	211.9	3:38.409
9	31.009	156.5	43.671	204.5	42.183	211.9	1:56.863	20	31.007	154.8	44.223	206.8	42.594	212.9	1:57.824
10	30.723	156.1	44.865	204.1	54.336		2:09.924 Pit								
11	4:03.436	156.1	44.271	206.1	42.401	210.0	5:30.108								

16 GOETZ						GER ISR									
1	11:30.857	120.8	49.350	198.1	52.710		13:12.917 Pit	7	21:36.272	149.6	42.816	206.5	40.981	213.9	23:00.069
2	2:25.633	146.3	43.603	202.6	42.303	211.9	3:51.539	8	30.249	149.3	42.413	208.8	41.221	217.0	1:53.883
3	31.106	148.7	42.817	208.8	41.547	213.9	1:55.470	9	29.923	151.2	42.825	206.8	41.026	213.9	1:53.774
4	30.452	148.7	42.875	205.7	41.344	210.9	1:54.671	10	30.131	150.3	42.510	207.6	41.340	214.9	1:53.981
5	30.512	151.5	42.732	201.1	41.392	212.9	1:54.636	11	30.388	151.5	42.667	207.6	41.675	212.9	1:54.730
6	30.643	150.0	42.420	205.7	48.675		2:01.738 Pit								

18 COSTA						ITA Euronova Racing									
1	10:58.718	113.0	51.156	197.0	48.240	199.8	12:38.114	9	30.420	153.8	43.030	202.2	41.598	212.9	1:55.048
2	33.995	118.6	45.881	204.9	44.777	208.0	2:04.653	10	30.575	150.0	42.805	206.5	41.412	211.9	1:54.792
3	36.529	153.1	43.460	205.3	42.384	213.9	2:02.373	11	30.473	157.2	43.682	205.3	50.669		2:04.824 Pit
4	31.144	153.1	43.629	207.6	42.596	210.9	1:57.369	12	6:09.580	144.0	44.756	204.5	42.077	210.0	7:36.413
5	30.667	153.8	43.087	205.7	41.823	212.9	1:55.577	13	30.459	155.1	43.146	206.1	41.600	213.9	1:55.205
6	30.386	155.5	43.139	204.5	52.960		2:06.485 Pit	14	30.447	153.5	43.060	204.9	41.492	212.9	1:54.999
7	7:46.624	145.1	44.042	203.0	41.743	212.9	9:12.409	15	30.727	153.1	43.695	204.5	51.090		2:05.512 Pit
8	30.800	152.5	43.174	204.9	42.269	213.9	1:56.243								

19 RAGUES						FRA Euronova Racing									
1	10:50.504	136.3	48.821	201.1	45.770	201.6	12:25.095	9	6:35.652	154.5	43.828	204.9	42.764	211.9	8:02.244
2	32.751	147.5	45.939	204.5	44.598	210.0	2:03.288	10	30.773	156.5	43.508	205.3	42.208	211.9	1:56.489
3	31.476	153.5	44.144	206.8	45.707	212.9	2:01.327	11	30.707	154.8	43.617	208.0	42.188	212.9	1:56.512
4	30.918	155.1	43.427	208.0	42.255	212.9	1:56.600	12	30.700	155.8	44.352	204.5	53.019		2:08.071 Pit
5	31.054	154.1	43.417	209.7	42.166	213.9	1:56.637	13	3:12.751	150.3	44.545	201.4	44.643	210.9	4:41.939
6	30.872	157.5	43.280	206.5	42.222	212.9	1:56.374	14	31.180	155.1	43.372	208.0	41.831	211.9	1:56.383
7	30.865	155.8	43.549	208.0	42.415	212.9	1:56.829	15	33.287	138.9	49.936	120.5	58.298		2:21.521 Pit
8	30.911	156.5	43.582	208.4	51.469		2:05.962 Pit								



Circuit Length - 5.403 kilometres
Automotodrom
Brno

Weather/Track: Sun 22°/Dry 27°

Printed at 10:20, Friday, 15 June, 2007

© MST Systems Ltd, 2005 (www.mstworld.com)

Page 4

International Formula Master

Free Practice 1 - Sector Analysis Report

Lap S1 Time S1 Spd S2 Time S2 Spd S3 Time S3 Spd Lap Time Pit Lap S1 Time S1 Spd S2 Time S2 Spd S3 Time S3 Spd Lap Time Pit

21 PROVENZANO

ITA

ADM Motorsport

1	10:52.265	117.2	53.510	187.8	49.308	201.6	12:35.083	11	31.116	150.0	43.915	205.7	42.977	210.0	1:58.008
2	33.128	133.0	47.175	200.3	46.977	208.0	2:07.280	12	30.850	151.5	44.091	204.9	43.495	208.0	1:58.436
3	32.488	148.1	44.687	204.5	44.960	207.1	2:02.135	13	31.258	152.5	44.084	204.9	43.212	210.0	1:58.554
4	33.145	139.2	44.422	204.1	43.637	209.0	2:01.204	14	31.098	151.2	44.403	203.3	48.415		2:03.916 Pit
5	31.428	143.1	44.263	204.5	43.365	208.0	1:59.056	15	2:20.927	150.3	44.820	204.5	43.455	208.0	3:49.202
6	31.625	140.6	44.020	205.7	51.127		2:06.772 Pit	16	31.115	148.7	43.980	206.1	42.842	209.0	1:57.937
7	6:54.276	146.6	45.763	203.7	43.192	208.0	8:23.231	17	30.994	153.8	44.105	205.3	43.052	210.9	1:58.151
8	31.486	143.1	44.019	206.8	42.765	210.9	1:58.270	18	30.914	142.2	44.378	206.5	43.222	211.9	1:58.514
9	30.868	149.6	43.981	204.9	42.978	210.9	1:57.827	19	30.748	147.8	44.143	206.5	42.775	210.9	1:57.666
10	31.069	146.3	44.137	205.7	42.897	210.0	1:58.103								

22 CALIENDO

ITA

ADM Motorsport

1	11:05.145	130.1	48.723	197.8	49.432	196.3	12:43.300	10	32.215	141.7	45.108	204.1	46.533	205.2	2:03.856
2	34.078	141.7	46.283	203.0	45.776	202.5	2:06.137	11	31.901	146.0	45.084	204.5	43.950	205.2	2:00.935
3	32.816	147.8	45.161	203.0	44.605	201.6	2:02.582	12	32.004	143.4	44.819	203.7	44.278	207.1	2:01.101
4	32.705	150.3	44.935	201.1	45.872	195.5	2:03.512	13	31.564	145.1	44.424	206.1	50.486		2:06.474 Pit
5	32.488	150.0	45.588	194.5	51.893		2:09.969 Pit	14	5:26.525	148.1	45.311	204.1	46.615	205.2	6:58.451
6	8:27.858	136.1	47.035	203.0	44.639	205.2	9:59.532	15	31.781	143.7	44.964	203.0	43.083	209.0	1:59.828
7	32.472	136.1	45.667	201.8	44.299	205.2	2:02.438	16	31.400	154.8	44.749	203.7	42.890	209.0	1:59.039
8	32.299	138.4	45.216	202.2	44.255	205.2	2:01.770								
9	32.191	142.8	45.825	204.5	44.447	204.3	2:02.463								

23 ISOHELLA

FIN

Team Soderman

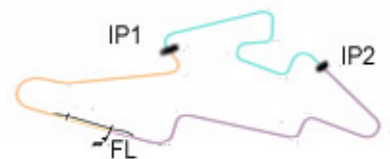
1	12:25.774	120.0	49.788	204.1	46.160	209.0	14:01.722	12	5:03.839	132.5	45.035	206.8	43.186	214.9	6:32.060
2	32.558	137.1	45.536	207.2	43.738	214.9	2:01.832	13	32.097	142.2	44.152	208.4	43.721	213.9	1:59.970
3	31.850	139.8	44.595	205.3	43.054	216.0	1:59.499	14	31.322	146.6	44.055	206.1	42.573	214.9	1:57.950
4	31.411	154.5	44.837	206.5	42.921	216.0	1:59.169	15	31.158	145.7	44.179	206.5	42.779	213.9	1:58.116
5	31.115	152.8	44.106	206.1	42.754	216.0	1:57.975	16	31.087	144.0	44.222	206.1	42.605	216.0	1:57.914
6	30.938	146.0	44.059	205.3	42.968	214.9	1:57.965	17	30.965	142.8	44.565	206.1	43.050	216.0	1:58.580
7	30.983	141.1	43.990	204.9	42.637	216.0	1:57.610	18	31.164	138.7	45.833	205.3	43.918	216.0	2:00.915
8	30.964	138.7	43.922	206.1	42.483	219.1	1:57.369	19	32.720	136.3	44.795	206.8	43.201	217.0	2:00.716
9	30.972	143.1	43.991	207.2	42.508	217.0	1:57.471	20	31.930	131.6	46.505	202.6	57.001		2:15.436 Pit
10	31.092	136.8	44.082	206.8	43.016	213.9	1:58.190								
11	31.448	136.8	45.074	204.9	54.926		2:11.448 Pit								

24 LLOBEL

ESP

Cram Competition

1	11:19.279	112.8	50.823	192.5	50.564	202.5	13:00.666	10	32.616	148.4	45.078	200.7	54.092		2:11.786 Pit
2	34.810	130.9	47.178	200.7	45.694	204.3	2:07.682	11	8:44.292	145.1	44.452	202.6	42.683	209.0	10:11.427
3	32.885	135.0	44.830	200.3	43.739	206.1	2:01.454	12	31.227	154.1	43.671	204.5	42.479	210.9	1:57.377
4	31.973	150.9	43.685	204.1	43.435	208.0	1:59.093	13	30.814	156.1	43.797	205.7	43.095	204.3	1:57.706
5	31.422	153.5	43.954	203.3	43.396	204.3	1:58.772	14	30.967	155.1	43.334	206.8	42.237	209.0	1:56.538
6	31.336	154.1	43.979	203.7	42.989	207.1	1:58.304	15	30.841	152.8	43.856	202.6	42.810	210.0	1:57.507
7	31.025	153.8	43.436	203.7	44.268	206.1	1:58.729	16	30.932	154.8	43.633	204.9	50.283		2:04.848 Pit
8	31.109	154.5	43.718	201.1	42.802	209.0	1:57.629	17	2:34.521	148.1	43.826	204.9	42.690	210.9	4:01.037
9	31.030	152.8	43.680	200.3	42.354	206.1	1:57.064								



Circuit Length - 5.403 kilometres

Automotodrom

Brno

Weather/Track: Sun 22°/Dry 27°

Printed at 10:20, Friday, 15 June, 2007

© MST Systems Ltd, 2005 (www.mstworld.com)

Page 5

International Formula Master

Free Practice 1 - Sector Analysis Report

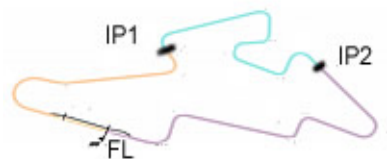
Lap S1 Time S1 Spd S2 Time S2 Spd S3 Time S3 Spd Lap Time Pit Lap S1 Time S1 Spd S2 Time S2 Spd S3 Time S3 Spd Lap Time Pit

25 D'AMBROSIO						BEL Cram Competition									
1	12:06.833	135.3	49.877	198.8	47.384	200.7	13:44.094	9	30.680	157.2	43.300	204.5	41.887	208.0	1:55.867
2	33.318	152.5	45.296	203.0	43.900	206.1	2:02.514	10	30.631	157.5	43.819	203.7	48.147		2:02.597 Pit
3	31.232	156.8	43.613	204.5	42.801	207.1	1:57.646	11	5:29.793	158.2	44.291	203.3	42.154	212.9	6:56.238
4	33.159	140.3	46.945	195.2	43.189	206.1	2:03.293	12	30.609	155.8	43.705	204.1	41.957	210.9	1:56.271
5	30.798	154.8	43.552	202.2	42.245	209.0	1:56.595	13	30.414	157.8	43.661	206.1	55.611		2:09.686 Pit
6	30.648	156.5	43.448	206.5	42.645	210.0	1:56.741	14	2:00.852	158.5	43.673	203.7	41.856	210.0	3:26.381
7	30.684	156.1	44.472	204.1	49.693		2:04.849 Pit								
8	10:23.587	154.8	43.927	201.1	42.212	204.3	11:49.726								

26 AVILA						MAC Cram Competition									
1	11:49.115	121.4	48.268	206.1	46.003	205.2	13:23.386	10	31.319	144.5	43.766	206.1	45.216	204.3	2:00.301
2	32.358	142.5	43.837	204.9	43.019	207.1	1:59.214	11	31.167	148.1	44.706	205.7	44.079	205.2	1:59.952
3	32.137	149.3	46.665	201.1	43.887	208.0	2:02.689	12	32.382	140.0	45.330	205.7	50.136		2:07.848 Pit
4	30.618	145.7	43.823	202.6	42.359	209.0	1:56.800	13	3:35.392	148.4	45.406	205.7	43.278	210.9	5:04.076
5	30.605	152.2	43.861	203.3	42.750	212.9	1:57.216	14	31.625	144.2	44.825	206.5	43.207	210.9	1:59.657
6	31.034	150.3	44.273	205.3	49.011	205.2	2:04.318	15	31.948	148.4	45.324	204.9	43.087	210.9	2:00.359
7	31.122	152.8	44.100	208.4	57.874		2:13.096 Pit	16	31.266	149.6	44.100	205.3	42.587	210.0	1:57.953
8	9:24.917	144.5	44.274	205.3	42.788	210.0	10:51.979								
9	34.618	145.1	45.028	205.7	43.414	207.1	2:03.060								

27 GRAVES						GBR Team JVA									
1	12:15.367	121.2	50.812	185.2	52.173	163.7	13:58.352	10	31.340	130.9	44.658	205.3	47.367	208.0	2:03.365
2	34.614	140.0	45.798	204.1	44.075	208.0	2:04.487	11	31.473	142.0	44.696	203.3	43.854	210.0	2:00.023
3	31.970	146.0	45.891	178.5	44.574	207.1	2:02.435	12	31.448	140.6	44.414	205.7	42.860	208.0	1:58.722
4	31.574	148.7	44.347	206.5	43.493	207.1	1:59.414	13	31.149	143.7	44.207	206.5	42.719	210.0	1:58.075
5	31.339	143.7	44.358	206.8	43.587	208.0	1:59.284	14	32.188	132.5	46.851	166.6	52.686		2:11.725 Pit
6	31.394	146.9	44.184	204.9	43.054	209.0	1:58.632	15	3:40.726	142.8	44.789	204.1	50.950	205.2	5:16.465
7	31.207	139.8	44.236	204.9	42.593	210.0	1:58.036	16	31.257	144.0	44.313	206.5	42.761	212.9	1:58.331
8	31.428	142.2	45.549	203.0	52.418		2:09.395 Pit								
9	8:46.772	140.9	44.966	206.1	42.619	210.0	10:14.357								

29 CECOTTO JR						VEN Ombra Racing									
1	10:48.560	110.5	50.088	200.0	45.153	211.9	12:23.801	11	30.833	147.5	43.962	205.7	50.890		2:05.685 Pit
2	32.888	137.6	44.598	207.6	43.580	214.9	2:01.066	12	4:50.099	148.1	43.631	208.4	41.782	220.1	6:15.512
3	33.229	104.6	45.333	206.1	43.134	213.9	2:01.696	13	31.012	142.5	43.456	206.5	42.319	214.9	1:56.787
4	31.674	142.8	43.566	203.7	42.180	216.0	1:57.420	14	30.635	151.5	43.589	207.6	42.304	217.0	1:56.528
5	31.225	145.4	43.438	204.9	41.977	214.9	1:56.640	15	30.828	148.4	43.452	204.1	42.235	213.9	1:56.515
6	31.020	153.5	43.282	206.1	41.871	216.0	1:56.173	16	30.877	146.9	43.557	204.5	42.369	216.0	1:56.803
7	31.180	153.5	43.722	204.5	42.904	214.9	1:57.806	17	31.093	149.0	43.725	205.7	42.284	218.0	1:57.102
8	31.195	146.6	44.056	204.9	41.954	217.0	1:57.205	18	30.882	142.5	45.218	203.0	52.454		2:08.554 Pit
9	31.308	141.7	43.678	203.7	42.132	219.1	1:57.118								
10	31.088	151.8	43.788	204.5	42.102	216.0	1:56.978								



Circuit Length - 5.403 kilometres
Automotodrom
Brno

Weather/Track: Sun 22° / Dry 27°

International Formula Master

Free Practice 1 - Sector Analysis Report

Lap S1 Time S1 Spd S2 Time S2 Spd S3 Time S3 Spd Lap Time Pit Lap S1 Time S1 Spd S2 Time S2 Spd S3 Time S3 Spd Lap Time Pit

30 MUERMANS

NED

Ombra Racing

1	10:43.843	116.5	50.541	190.8	47.907	210.9	12:22.291	11	30.753	147.5	44.737	203.3	53.779	2:09.269	Pit
2	32.483	136.3	45.932	204.1	44.973	213.9	2:03.388	12	6:57.995	141.1	44.621	203.7	42.903	211.9	8:25.519
3	32.251	133.0	45.099	203.3	43.200	210.9	2:00.550	13	31.242	149.6	44.266	203.7	42.843	212.9	1:58.351
4	32.456	142.8	44.304	203.7	42.860	212.9	1:59.620	14	31.093	149.3	43.945	203.0	42.942	211.9	1:57.980
5	31.906	138.9	44.418	204.5	43.223	213.9	1:59.547	15	31.074	144.8	44.133	204.1	44.349	209.0	1:59.556
6	31.116	146.3	44.256	204.1	42.493	214.9	1:57.865	16	31.398	138.4	44.880	204.1	54.261	2:10.539	Pit
7	30.767	150.3	44.097	203.7	42.429	213.9	1:57.293	17	4:24.858	151.5	44.389	204.5	43.137	217.0	5:52.384
8	31.050	144.2	44.167	205.3	42.813	214.9	1:58.030	18	31.465	130.6	45.221	204.5	43.534	211.9	2:00.220
9	30.972	152.5	44.344	205.7	43.307	213.9	1:58.623								
10	30.802	149.0	44.033	204.5	42.472	212.9	1:57.307								

31 PERSIANI

ITA

Scuderia Fama

1	11:15.299	117.2	50.139	193.8	47.336	200.7	12:52.774	9	8:00.355	124.5	52.440	124.1	46.399	210.9	9:39.194
2	33.352	143.4	45.511	204.1	43.297	208.0	2:02.160	10	30.757	143.7	43.447	207.2	42.274	210.9	1:56.478
3	31.141	148.1	43.950	205.7	42.467	209.0	1:57.558	11	30.879	144.8	43.537	204.1	42.382	208.0	1:56.798
4	30.684	150.6	43.466	205.7	41.925	209.0	1:56.075	12	31.535	123.0	53.194	151.4	53.901	2:18.630	Pit
5	30.698	148.1	43.369	206.8	42.425	209.0	1:56.492	13	8:39.586	146.0	44.564	204.9	43.446	210.9	10:07.596
6	30.623	149.0	43.137	206.1	41.972	210.9	1:55.732	14	30.684	146.0	46.200	181.2	59.087	2:15.971	Pit
7	30.425	149.0	43.158	205.7	41.842	210.9	1:55.425								
8	30.788	153.5	47.174	203.7	51.158		2:09.120	Pit							

32 TORRE

ITA

Scuderia Fama

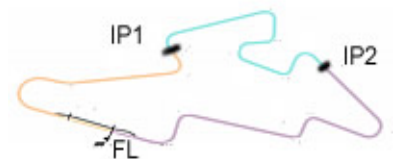
1	11:06.125	126.9	48.824	204.5	47.250	200.7	12:42.199	10	31.088	142.0	44.209	205.7	50.395	2:05.692	Pit	
2	32.613	138.7	44.935	206.8	43.564	210.9	2:01.112	11	4:15.896	144.8	44.361	206.5	42.960	209.0	5:43.217	
3	32.929	153.5	44.323	207.6	43.426	211.9	2:00.678	12	31.075	152.5	44.037	204.5	42.608	209.0	1:57.720	
4	31.686	152.8	44.848	208.8	43.145	210.9	1:59.679	13	31.263	146.6	44.053	205.7	42.559	210.9	1:57.875	
5	31.303	142.2	44.889	207.2	52.068		2:08.260	Pit	14	31.267	154.5	46.064	207.2	52.210	2:09.541	Pit
6	7:18.011	150.6	44.154	205.7	42.611	208.0	8:44.776	15	2:18.259	129.0	45.734	204.5	42.913	208.0	3:46.906	
7	31.070	153.8	43.733	206.1	42.037	210.0	1:56.840	16	31.319	150.0	44.084	205.7	42.400	212.9	1:57.803	
8	30.947	153.5	44.011	205.3	42.396	210.0	1:57.354									
9	31.162	151.8	44.099	205.7	42.096	211.9	1:57.357									

33 DE BRUIJN

NED

ADM Motorsport

1	11:03.237	129.9	48.462	200.3	46.899	205.2	12:38.598	6	23:05.750	144.5	45.317	203.0	49.621	24:40.688	Pit
2	33.214	140.3	44.824	206.8	45.363	206.1	2:03.401	7	6:13.889	145.7	44.175	204.1	42.962	210.9	7:41.026
3	32.163	153.5	44.844	195.2	44.493	173.7	2:01.500	8	31.639	151.2	43.957	204.5	42.885	212.9	1:58.481
4	33.732	152.8	44.159	189.4	43.600	210.9	2:01.491								
5	31.699	156.1	43.688	207.2	53.072		2:08.459	Pit							



Circuit Length - 5.403 kilometres

Automotodrom

Brno

Weather/Track: Sun 22° / Dry 27°

Printed at 10:20, Friday, 15 June, 2007

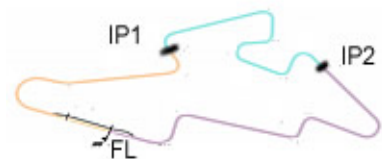
© MST Systems Ltd, 2005 (www.mstworld.com)

Page 7

International Formula Master

Free Practice 1 - Sector Analysis Report

Lap	S1 Time	S1 Spd	S2 Time	S2 Spd	S3 Time	S3 Spd	Lap Time	Pit	Lap	S1 Time	S1 Spd	S2 Time	S2 Spd	S3 Time	S3 Spd	Lap Time	Pit
34 SCHRAML GER ADM Motorsport																	
1	10:55.588	117.8	52.243	200.7	48.166	200.7	12:35.997		10	31.553	150.0	44.590	204.5	43.112	207.1	1:59.255	
2	33.801	136.1	46.392	203.3	44.826	206.1	2:05.019		11	31.538	149.3	44.632	206.1	51.075		2:07.245	Pit
3	32.398	146.6	44.897	203.0	43.586	208.0	2:00.881		12	4:35.162	130.6	46.406	202.6	43.057	208.0	6:04.625	
4	32.129	147.2	44.753	206.1	44.522	206.1	2:01.404		13	32.210	149.6	44.422	204.1	42.241	210.0	1:58.873	
5	31.457	148.4	44.580	204.9	50.324		2:06.361	Pit	14	30.955	152.5	43.844	206.1	42.777	209.0	1:57.576	
6	7:04.657	144.2	45.054	203.0	43.271	208.0	8:32.982		15	30.789	154.8	43.779	204.9	42.289	209.0	1:56.857	
7	31.663	153.1	44.627	205.3	43.177	208.0	1:59.467		16	30.693	151.2	43.845	206.1	42.431	210.0	1:56.969	
8	31.150	149.0	44.413	204.1	43.878	198.0	1:59.441		17	30.852	153.8	43.890	205.7	50.460		2:05.202	Pit
9	31.536	148.1	44.737	203.7	43.343	209.0	1:59.616										
40 FERRARA ITA Euronova Racing																	
1	11:07.778	140.6	48.060	201.8	47.823	200.7	12:43.661		4	31.312	154.1	44.510	206.8	57.800		2:13.622	Pit
2	32.178	144.8	45.079	205.7	45.976		2:03.233										
3	34:02.229	151.2	47.165	204.5	44.313	206.1	35:33.707										

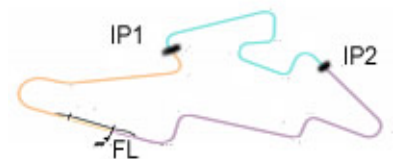


Weather/Track: Sun 22°/Dry 27°

Circuit Length - 5.403 kilometres
Automotodrom
Brno

International Formula Master Free Practice 1 - Best Sector Speeds Report

SECTOR 1				SECTOR 2				SECTOR 3				
POS	NO	NAME	SPEED	LAP	NO	NAME	SPEED	LAP	NO	NAME	SPEED	LAP
1	7	VAN DER DRI	158.9	4	19	RAGUES	209.7	5	29	CECOTTO JR	220.1	12
2	10	PAVONI	158.9	7	2	FREY	209.3	8	23	ISOHELLA	219.1	8
3	4	CAMPOS HUL	158.5	8	5	MAULINI	209.3	11	8	ANDERSEN	217.0	16
4	15	GATTO	158.5	6	7	VAN DER DRI	208.8	15	16	GOETZ	217.0	8
5	25	D'AMBROSIO	158.5	14	15	GATTO	208.8	13	30	MUERMANS	217.0	17
6	6	CANTELLI JR	157.8	6	16	GOETZ	208.8	3	2	FREY	216.0	7
7	19	RAGUES	157.5	6	32	TORRE	208.8	4	15	GATTO	214.9	14
8	18	COSTA	157.2	11	4	CAMPOS HUL	208.4	12	3	ANNALA	213.9	8
9	2	FREY	156.5	4	23	ISOHELLA	208.4	13	5	MAULINI	213.9	9
10	24	LLOBEL	156.1	13	26	AVILA	208.4	7	7	VAN DER DRI	213.9	14
11	33	DE BRUIJN	156.1	5	29	CECOTTO JR	208.4	12	12	SANCHEZ LOP	213.9	18
12	8	ANDERSEN	155.8	16	3	ANNALA	207.6	4	18	COSTA	213.9	3
13	22	CALIENDO	154.8	16	8	ANDERSEN	207.6	13	19	RAGUES	213.9	5
14	34	SCHRAML	154.8	15	12	SANCHEZ LOP	207.6	18	4	CAMPOS HUL	212.9	12
15	23	ISOHELLA	154.5	4	14	TERRANOVA	207.6	14	14	TERRANOVA	212.9	4
16	32	TORRE	154.5	14	18	COSTA	207.6	4	25	D'AMBROSIO	212.9	11
17	9	PUGLISI	154.1	6	31	PERSIANI	207.2	10	26	AVILA	212.9	5
18	40	FERRARA	154.1	4	33	DE BRUIJN	207.2	5	27	GRAVES	212.9	16
19	21	PROVENZANO	153.8	17	6	CANTELLI JR	206.8	15	32	TORRE	212.9	16
20	29	CECOTTO JR	153.5	6	21	PROVENZANO	206.8	8	33	DE BRUIJN	212.9	8
21	31	PERSIANI	153.5	8	24	LLOBEL	206.8	14	6	CANTELLI JR	211.9	19
22	12	SANCHEZ LOP	152.8	10	27	GRAVES	206.8	5	10	PAVONI	211.9	18
23	14	TERRANOVA	152.8	17	40	FERRARA	206.8	4	21	PROVENZANO	211.9	18
24	26	AVILA	152.8	7	25	D'AMBROSIO	206.5	6	9	PUGLISI	210.9	13
25	11	BELLUARDO	152.5	5	22	CALIENDO	206.1	13	11	BELLUARDO	210.9	14
26	30	MUERMANS	152.5	9	34	SCHRAML	206.1	4	24	LLOBEL	210.9	12
27	16	GOETZ	151.5	5	9	PUGLISI	205.7	4	31	PERSIANI	210.9	6
28	3	ANNALA	149.6	7	11	BELLUARDO	205.7	5	34	SCHRAML	210.0	13
29	27	GRAVES	148.7	4	30	MUERMANS	205.7	9	22	CALIENDO	209.0	15
30	5	MAULINI	144.8	12	10	PAVONI	205.3	16	40	FERRARA	206.1	3



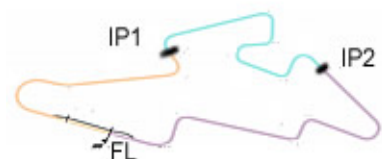
Circuit Length - 5.403 kilometres
Automotodrom
Brno

Weather/Track: Sun 22°/Dry 27°

International Formula Master Free Practice 1 - Best Sector Times Report

POS	SECTOR 1			SECTOR 2			SECTOR 3			NO	NAME	IDEAL/BEST LAP COMPARISON			DIFF
	NO	TIME	LAP	NO	TIME	LAP	NO	TIME	LAP			IDEAL	BEST	LAP	
1	16	29.923	9	16	42.413	8	16	40.981	7	16	GOETZ	1:53.317	1:53.774	9	+ 0.457
2	7	30.177	6	7	42.561	5	7	41.151	4	7	VAN DER DR	1:53.889	1:54.593	5	+ 0.704
3	4	30.300	8	18	42.805	10	18	41.412	10	18	COSTA	1:54.603	1:54.792	10	+ 0.189
4	18	30.386	6	31	43.137	6	4	41.726	7	4	CAMPOS HU	1:55.304	1:55.971	6	+ 0.667
5	25	30.414	13	4	43.278	6	29	41.782	12	31	PERSIANI	1:55.404	1:55.425	7	+ 0.021
6	8	30.422	16	19	43.280	6	19	41.831	14	25	D'AMBROSI	1:55.570	1:55.867	9	+ 0.297
7	31	30.425	7	29	43.282	6	31	41.842	7	29	CECOTTO JR	1:55.699	1:56.173	6	+ 0.474
8	14	30.586	9	25	43.300	9	25	41.856	14	19	RAGUES	1:55.811	1:56.374	6	+ 0.563
9	26	30.605	5	14	43.309	7	2	42.011	4	2	FREY	1:56.152	1:56.505	8	+ 0.353
10	29	30.635	14	24	43.334	14	32	42.037	7	14	TERRANOVA	1:56.173	1:56.349	7	+ 0.176
11	9	30.664	7	2	43.406	5	15	42.084	6	8	ANDERSEN	1:56.340	1:56.781	14	+ 0.441
12	12	30.664	5	15	43.551	7	24	42.237	14	15	GATTO	1:56.358	1:56.583	7	+ 0.225
13	34	30.693	16	9	43.573	7	34	42.241	13	24	LLOBEL	1:56.385	1:56.538	14	+ 0.153
14	19	30.700	12	11	43.584	5	12	42.243	6	9	PUGLISI	1:56.585	1:56.891	5	+ 0.306
15	15	30.723	10	8	43.667	14	8	42.251	14	34	SCHRAML	1:56.713	1:56.857	15	+ 0.144
16	2	30.735	5	6	43.677	15	14	42.278	8	32	TORRE	1:56.717	1:56.840	7	+ 0.123
17	21	30.748	19	33	43.688	5	9	42.348	5	26	AVILA	1:56.730	1:56.800	4	+ 0.070
18	30	30.753	11	32	43.733	7	11	42.351	10	11	BELLUARDO	1:56.744	1:57.051	11	+ 0.307
19	6	30.791	18	26	43.766	10	26	42.359	4	12	SANCHEZ LO	1:56.821	1:57.073	11	+ 0.252
20	11	30.809	4	34	43.779	15	6	42.420	11	6	CANTELLI J	1:56.888	1:57.437	17	+ 0.549
21	24	30.814	13	12	43.914	11	30	42.429	7	30	MUERMANS	1:57.127	1:57.293	7	+ 0.166
22	23	30.938	6	21	43.915	11	23	42.483	8	23	ISOHELLA	1:57.343	1:57.369	8	+ 0.026
23	32	30.947	8	23	43.922	8	27	42.593	7	21	PROVENZAN	1:57.428	1:57.666	19	+ 0.238
24	3	31.006	9	30	43.945	14	3	42.741	8	27	GRAVES	1:57.926	1:58.036	7	+ 0.110
25	10	31.057	9	27	44.184	6	21	42.765	8	3	ANNALA	1:57.976	1:58.201	9	+ 0.225
26	27	31.149	13	3	44.229	5	10	42.771	16	33	DE BRUIJN	1:58.212	1:58.481	8	+ 0.269
27	5	31.295	11	22	44.424	13	33	42.885	8	10	PAVONI	1:58.312	1:58.645	18	+ 0.333
28	40	31.312	4	10	44.484	12	22	42.890	16	22	CALIENDO	1:58.714	1:59.039	16	+ 0.325
29	22	31.400	16	40	44.510	4	5	42.998	10	5	MAULINI	1:59.098	1:59.503	10	+ 0.405
30	33	31.639	8	5	44.805	10	40	44.313	3	40	FERRARA	2:00.135	2:03.233	2	+ 3.098

'Perfect Lap' - 1:53.317



Circuit Length - 5.403 kilometres
Automotodrom
Brno

Weather/Track: Sun 22°/Dry 27°

International Formula Master

FREE PRACTICE 2

POS	NO	CL	DRIVER	NAT	TEAM	TIME	LAPS	GAP	KPH
1	16		Maximilian GOETZ	GER	ISR	1:54.076	11		170.50
2	2		Rahel FREY	SUI	Jenzer Motorsport	1:54.685	14	0.609	169.60
3	7		Chris VAN DER DRIFT	NED	J.D. Motorsport	1:55.264	14	1.188	168.75
4	14		Giuseppe TERRANOVA	ITA	Alan Racing	1:55.538	16	1.462	168.35
5	19		Pierre RAGUES	FRA	Euronova Racing	1:55.589	17	1.513	168.27
6	18		Alberto COSTA	ITA	Euronova Racing	1:55.681	12	1.605	168.14
7	12		Pablo SANCHEZ LOPEZ	MEX	Alan Racing	1:55.807	17	1.731	167.95
8	9		Marcello PUGLISI	ITA	Promotorsport	1:55.843	10	1.767	167.90
9	25		Jerome D'AMBROSIO	BEL	Cram Competition	1:55.878	13	1.802	167.85
10	3		Juho ANNALA	FIN	Jenzer Motorsport	1:56.040	15	1.964	167.62
11	31		Luca PERSIANI	ITA	Scuderia Fama	1:56.063	17	1.987	167.58
12	29		Johnny CECOTTO JR	VEN	Ombra Racing	1:56.137	15	2.061	167.48
13	5		Nicolas MAULINI	SUI	Iris Project	1:56.254	14	2.178	167.31
14	4		Oliver CAMPOS HULL	ESP	Iris Project	1:56.315	16	2.239	167.22
15	6		Claudio CANTELLI JR	BRA	J.D. Motorsport	1:56.608	17	2.532	166.80
16	40		Luigi FERRARA	ITA	Euronova Racing	1:56.614	15	2.538	166.79
17	27		Tor GRAVES	GBR	Team JVA	1:56.796	13	2.720	166.53
18	8		Kasper ANDERSEN	DEN	J.D. Motorsport	1:56.926	15	2.850	166.35
19	30		Dominick MUERMANS	NED	Ombra Racing	1:57.006	13	2.930	166.23
20	15		Salvatore GATTO	ITA	Alan Racing	1:57.058	16	2.982	166.16
21	24		Arturo LLOBEL	ESP	Cram Competition	1:57.151	11	3.075	166.03
22	11		Ignazio BELLUARDO	ITA	Promotorsport	1:57.283	15	3.207	165.84
23	26		Rodolfo AVILA	MAC	Cram Competition	1:57.596	13	3.520	165.40
24	33		Nick DE BRUIJN	NED	ADM Motorsport	1:57.690	16	3.614	165.27
25	22		Michele CALIENDO	ITA	ADM Motorsport	1:57.993	17	3.917	164.84
26	34		Dominik SCHRAML	GER	ADM Motorsport	1:58.881	13	4.805	163.61
27	10		Mattia PAVONI	ITA	Promotorsport	1:58.881	18	4.805	163.61
28	21		Frankie PROVENZANO	ITA	ADM Motorsport	1:59.557	11	5.481	162.69
29	32		Massimo TORRE	ITA	Scuderia Fama	2:00.712	8	6.636	161.13
30	23		Sami ISOHELLA	FIN	Team Soderman	2:01.757	8	7.681	159.75

Weather/Track: Sun 26°/Dry 50°

Brno
Circuit Length = 5.4030 km.
Start: 14:00 End: 14:45

Race Director:	Steward:	Timekeeper:
----------------	----------	-------------

International Formula Master

Free Practice 2 - Sector Analysis Report

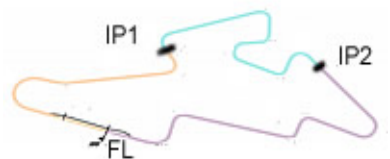
Lap S1 Time S1 Spd S2 Time S2 Spd S3 Time S3 Spd Lap Time Pit Lap S1 Time S1 Spd S2 Time S2 Spd S3 Time S3 Spd Lap Time Pit

2 FREY				SUI				Jenzer Motorsport								
1	10:59.791	123.2	50.068	204.5	49.908	204.3	12:39.767	9	31.231	154.1	44.617	207.2	49.883	2:05.731	Pit	
2	31.543	155.8	44.032	205.7	43.023	210.9	1:58.598	10	12:42.235	117.4	53.628	170.0	44.620	210.0	14:20.483	
3	33.140	133.5	59.928	143.8	45.620	210.9	2:18.688	11	30.508	160.0	42.789	206.1	41.388	211.9	1:54.685	
4	31.065	152.5	43.917	205.7	43.003	210.0	1:57.985	12	30.279	160.0	43.153	205.7	41.806	212.9	1:55.238	
5	31.125	154.1	44.246	204.5	43.204	210.0	1:58.575	13	35.653	130.1	53.793	142.6	44.797	216.0	2:14.243	
6	31.070	151.2	45.755	206.5	43.989	203.4	2:00.814	14	31.986	151.2	44.081	208.0	47.969		2:04.036	Pit
7	31.299	153.1	44.333	207.6	43.061	207.1	1:58.693									
8	31.200	152.8	44.599	204.1	42.846	210.9	1:58.645									

3 ANNALA				FIN				Jenzer Motorsport								
1	11:17.883	135.8	46.609	205.3	43.126	210.0	12:47.618	9	30.684	151.2	43.737	204.1	49.615	2:04.036	Pit	
2	31.076	155.5	43.961	206.5	42.406	211.9	1:57.443	10	8:18.327	132.1	48.298	200.0	44.192	210.9	9:50.817	
3	30.756	149.3	46.131	203.7	42.758	211.9	1:59.645	11	30.612	154.1	43.123	205.3	42.344	210.9	1:56.079	
4	30.921	149.6	44.216	204.9	42.582	211.9	1:57.719	12	30.374	152.2	48.650	181.2	45.676	210.0	2:04.700	
5	31.223	140.9	44.574	206.8	52.319		2:08.116	Pit	13	33.234	132.3	53.075	176.1	44.407	210.0	2:10.716
6	7:32.047	144.2	45.400	204.1	43.033	210.9	9:00.480	14	31.382	154.5	43.243	204.9	42.306	210.9	1:56.931	
7	30.820	151.5	43.897	204.1	42.661	210.0	1:57.378	15	30.552	152.8	43.411	204.9	42.077	209.0	1:56.040	
8	30.896	153.8	43.851	205.7	42.659	211.9	1:57.406									

4 CAMPOS HULL				ESP				Iris Project								
1	10:49.607	113.0	47.498	203.0	43.848	209.0	12:20.953	10	31.311	149.6	44.805	204.5	52.434	2:08.550	Pit	
2	31.212	154.5	44.658	206.5	42.549	209.0	1:58.419	11	8:34.282	125.4	46.357	203.3	42.485	210.0	10:03.124	
3	30.793	156.8	46.882	149.7	44.522	207.1	2:02.197	12	30.669	156.1	43.594	203.0	42.052	211.9	1:56.315	
4	30.877	153.1	44.722	203.3	42.785	209.0	1:58.384	13	30.703	156.5	43.969	207.2	41.947	213.9	1:56.619	
5	31.278	150.9	44.877	203.3	51.676		2:07.831	Pit	14	41.305	107.7	52.664	204.1	42.803	210.0	2:16.772
6	5:27.550	145.4	45.098	202.6	43.012	207.1	6:55.660	15	31.046	156.1	43.609	205.7	42.173	210.0	1:56.828	
7	31.119	154.5	44.754	204.1	42.867	210.9	1:58.740	16	30.548	156.8	43.685	204.9	49.643		2:03.876	Pit
8	31.513	148.7	44.822	204.9	42.831	209.0	1:59.166									
9	31.230	155.5	44.573	206.5	42.991	210.9	1:58.794									

5 MAULINI				SUI				Iris Project								
1	12:05.764	115.2	48.316	192.5	45.309	204.3	13:39.389	9	30.830	151.8	43.512	206.5	1:13.243	2:27.585	Pit	
2	32.133	142.8	45.160	204.5	43.704	206.1	2:00.997	10	5:58.502	138.9	48.329	188.8	44.468	211.9	7:31.299	
3	31.539	139.5	45.460	203.7	44.091	207.1	2:01.090	11	31.100	136.6	44.167	204.1	42.302	211.9	1:57.569	
4	31.562	137.6	45.604	201.8	58.193		2:15.359	Pit	12	30.839	150.9	43.968	206.1	43.361	209.0	1:58.168
5	5:26.756	132.5	50.598	182.4	44.452	211.9	7:01.806	13	33.656	144.2	49.850	161.1	57.452		2:20.958	Pit
6	30.750	142.2	43.597	204.9	41.907	213.9	1:56.254	14	4:47.210	143.1	44.260	204.1	42.212	210.9	6:13.682	
7	30.941	129.2	49.540	192.1	45.193	211.9	2:05.674									
8	30.821	151.5	43.628	206.1	42.576	211.9	1:57.025									



Circuit Length - 5.403 kilometres
Automotodrom
Brno

Weather/Track: Sun 26°/Dry 50°

International Formula Master

Free Practice 2 - Sector Analysis Report

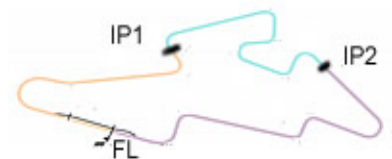
Lap S1 Time S1 Spd S2 Time S2 Spd S3 Time S3 Spd Lap Time Pit Lap S1 Time S1 Spd S2 Time S2 Spd S3 Time S3 Spd Lap Time Pit

6 CANTELLI JR						BRA		J.D. Motorsport							
1	11:04.807	131.1	46.808	204.5	44.166	207.1	12:35.781	10	30.627	148.7	43.736	204.5	48.162	209.0	2:02.525
2	31.766	151.8	45.409	205.3	44.664	210.0	2:01.839	11	8:29.863	146.0	45.795	202.2	43.057	209.0	9:58.715
3	31.535	138.4	45.808	203.7	44.124	207.1	2:01.467	12	30.931	150.0	44.030	204.1	42.652	207.1	1:57.613
4	31.793	143.7	45.353	200.0	43.953	210.0	2:01.099	13	30.697	149.3	44.239	203.0	42.403	210.9	1:57.339
5	31.412	144.0	44.898	202.6	43.307	208.0	1:59.617	14	30.887	148.7	44.010	202.6	43.102	207.1	1:57.999
6	31.102	149.3	45.303	202.6	55.140		2:11.545 Pit	15	30.881	138.4	44.449	204.5	42.370	208.0	1:57.700
7	4:20.385	95.1	49.911	202.2	42.402	210.9	5:52.698	16	30.987	150.6	44.120	203.3	42.213	208.0	1:57.320
8	32.656	136.8	46.993	198.5	42.468	210.0	2:02.117	17	30.753	149.6	43.903	203.3	42.339	207.1	1:56.995
9	30.933	150.9	43.648	204.5	42.027	210.0	1:56.608								

7 VAN DER DRIFT						NED		J.D. Motorsport							
1	10:58.972	133.0	48.205	185.5	45.521	207.1	12:32.698	9	30.980	148.1	44.599	202.6	47.335		2:02.914 Pit
2	32.473	134.3	47.172	202.2	43.828	207.1	2:03.473	10	12:26.642	120.4	49.553	198.1	42.552	209.0	13:58.747
3	31.675	144.2	45.252	201.8	42.867	210.0	1:59.794	11	30.850	155.1	43.353	200.7	41.296	209.0	1:55.499
4	30.910	143.1	44.157	204.1	47.918		2:02.985 Pit	12	30.188	157.5	43.378	201.8	41.698	210.9	1:55.264
5	1:59.594	152.5	43.810	203.0	42.437	210.0	3:25.841	13	35.636	126.7	49.893	186.5	50.508		2:16.037 Pit
6	30.817	150.6	44.060	201.8	42.351	208.0	1:57.228	14	3:34.289	152.8	44.586	140.0	43.345	210.9	5:02.220
7	31.069	150.0	44.013	202.2	42.451	209.0	1:57.533								
8	30.685	151.2	43.967	203.0	42.348	210.0	1:57.000								

8 ANDERSEN						DEN		J.D. Motorsport							
1	11:35.915	140.9	47.357	189.8	44.221	204.3	13:07.493	9	10:41.673	104.9	52.095	197.0	44.514	209.0	12:18.282
2	31.868	143.1	44.406	203.7	42.936	209.0	1:59.210	10	31.150	144.5	43.965	204.9	42.499	210.0	1:57.614
3	31.121	147.5	44.241	205.7	42.861	208.0	1:58.223	11	31.173	148.1	43.772	206.1	42.708	210.9	1:57.653
4	32.835	144.5	44.809	201.8	52.615		2:10.259 Pit	12	32.033	108.5	47.083	207.6	42.462	212.9	2:01.578
5	3:39.359	142.0	52.522	142.6	44.294	207.1	5:16.175	13	38.123	132.8	54.285	203.3	42.270	208.0	2:14.678
6	31.547	144.2	44.581	202.2	43.095	208.0	1:59.223	14	31.649	153.5	44.130	204.5	41.937	206.1	1:57.716
7	31.402	144.0	44.646	203.3	43.282	208.0	1:59.330	15	30.901	150.3	43.767	204.5	42.258	209.0	1:56.926
8	31.445	142.5	45.190	204.1	50.553		2:07.188 Pit								

9 PUGLISI						ITA		Promotorsport							
1	11:00.102	138.7	47.105	201.4	43.405	205.2	12:30.612	7	30.709	149.3	43.179	201.4	42.474	208.0	1:56.362
2	31.629	147.2	44.714	202.2	49.637		2:05.980 Pit	8	36.669	130.4	50.461	123.9	45.767	209.0	2:12.897
3	3:31.713	118.2	52.138	198.1	48.727	202.5	5:12.578	9	30.621	149.3	43.948	204.9	47.064	208.0	2:01.633
4	32.996	144.2	44.338	204.5	42.421	208.0	1:59.755	10	30.738	151.5	43.389	202.2	42.337	210.0	1:56.464
5	30.863	154.5	43.297	203.0	41.943	205.2	1:56.103								
6	30.689	154.8	43.199	202.6	41.955	207.1	1:55.843								



Weather/Track: Sun 26°/Dry 50°

Circuit Length - 5.403 kilometres
Automotodrom
Brno

International Formula Master

Free Practice 2 - Sector Analysis Report

Lap S1 Time S1 Spd S2 Time S2 Spd S3 Time S3 Spd Lap Time Pit Lap S1 Time S1 Spd S2 Time S2 Spd S3 Time S3 Spd Lap Time Pit

10 PAVONI

ITA						Promotorsport						
1	11:53.603	133.5	49.873	200.7	46.400	206.1	13:29.876	11	9:01.348	198.5	205.2	9:46.699
2	31.855	151.5	45.178	202.2	43.421	207.1	2:00.454	12	1:16.298	202.6	205.2	1:59.428
3	31.207		44.844	203.0	53.515		2:09.566 Pit	13	1:15.748	204.1	207.1	1:59.005
4	1:32.497		45.101	203.0	43.401	205.2	3:00.999	14	1:15.933	203.0	210.9	1:58.960
5			1:16.262	203.3		198.9	2:00.970	15	1:16.132	203.3	209.0	1:58.881
6			1:16.372	202.6		205.2	1:59.375	16	1:16.034	203.7	208.0	1:59.150
7			1:16.029	201.4		205.2	1:59.058	17	1:16.544	204.1	205.2	2:00.106
8			1:16.552	203.0		199.8	2:00.255	18	1:15.963	203.3	203.4	1:59.618
9	36.682	142.5	50.065	201.8	44.863	203.4	2:11.610					
10			1:16.723	203.7			2:08.635 Pit					

11 BELLUARDO

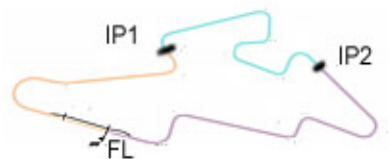
ITA						Promotorsport									
1	11:25.366	128.8	46.731	200.0	47.799	204.3	12:59.896	9	30.957	144.0	44.281	203.0	42.879	208.0	1:58.117
2	31.901	134.8	44.513	204.1	44.910	209.0	2:01.324	10	8:25.443	114.1	53.250	145.5	45.393	206.1	10:04.086
3	30.974	146.9	43.967	202.6	42.819	206.1	1:57.760	11	31.052	142.8	44.037	204.5	42.780	210.0	1:57.869
4	30.822	147.2	43.781	205.3	42.680	205.2	1:57.283	12	31.040	145.1	44.147	203.0	43.428	203.4	1:58.615
5	31.089	142.8	44.344	204.9	42.576	208.0	1:58.009	13	31.266	143.7	45.355	204.9	42.613	209.0	1:59.234
6	30.882	146.3	44.798	203.7	42.854	206.1	1:58.534	14	35.709	124.5	45.925	205.3	43.598	207.1	2:05.232
7	31.093	145.4	43.788	203.7	50.605		2:05.486 Pit	15	31.002	145.7	44.035	204.5	42.675	209.0	1:57.712
8	6:38.395	140.6	44.900	204.5	42.490	210.0	8:05.785								

12 SANCHEZ LOPEZ

MEX						Alan Racing									
1	11:00.566	133.5	47.491	203.7	45.710	207.1	12:33.767	10	6:09.333	129.4	49.430	195.2	43.787	211.9	7:42.550
2	31.815	143.1	46.983	194.9	44.564	210.0	2:03.362	11	30.659	147.5	43.707	204.5	42.170	210.0	1:56.536
3	31.392	141.7	46.087	200.0	44.242	194.6	2:01.721	12	30.563	150.0	43.517	205.3	42.290	211.9	1:56.370
4	35.053	133.5	46.341	206.1	44.116	208.0	2:05.510	13	30.508	145.4	43.705	204.1	42.033	214.9	1:56.246
5	31.592	145.1	46.225	204.1	44.375	207.1	2:02.192	14	30.639	145.7	43.541	203.7	41.812	212.9	1:55.992
6	31.876	142.5	46.435	201.1	52.083		2:10.394 Pit	15	36.056	115.2	51.216	201.1	41.942	213.9	2:09.214
7	6:39.043	120.4	50.613	199.2	42.620	211.9	8:12.276	16	30.538	146.0	43.289	204.9	41.980	212.9	1:55.807
8	30.597	151.5	43.309	201.1	42.213	210.9	1:56.119	17	30.576	149.0	43.506	204.9	44.639	210.9	1:58.721
9	30.644	144.0	43.856	205.3	42.721	214.9	1:57.221								

14 TERRANOVA

ITA						Alan Racing									
1	11:44.796	128.1	46.947	200.7	44.570	205.2	13:16.313	10	30.793	149.0	43.757	205.3	42.486	210.0	1:57.036
2	31.754	142.0	45.466	202.2	44.214	207.1	2:01.434	11	7:21.961	128.3	45.333	202.2	53.375		9:00.669 Pit
3	31.746	145.7	46.145	200.7	44.738	206.1	2:02.629	12	1:28.868	140.9	44.406	204.1	42.678	211.9	2:55.952
4	32.068	136.1	47.573	201.4	45.424	205.2	2:05.065	13	30.542	151.8	44.160	196.3	42.653	210.9	1:57.355
5	32.723	133.0	47.444	203.3	55.419		2:15.586 Pit	14	30.792	136.8	44.469	206.1	42.150	210.0	1:57.411
6	4:41.453	127.2	45.893	201.4	42.586	212.9	6:09.932	15	30.699	152.5	43.733	205.7	42.053	211.9	1:56.485
7	30.542	146.3	43.015	204.9	41.981	213.9	1:55.538	16	30.561	157.8	44.307	204.9	42.362	210.9	1:57.230
8	31.385	150.3	45.015	205.3	42.086	211.9	1:58.486								
9	30.446	144.8	43.511	205.7	43.016	213.9	1:56.973								



Circuit Length - 5.403 kilometres

Automotodrom

Brno

Weather/Track: Sun 26°/Dry 50°

Printed at 14:49, Friday, 15 June, 2007

© MST Systems Ltd, 2005 (www.mstworld.com)

Page 3

International Formula Master

Free Practice 2 - Sector Analysis Report

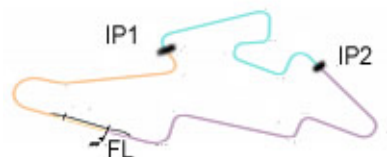
Lap S1 Time S1 Spd S2 Time S2 Spd S3 Time S3 Spd Lap Time Pit Lap S1 Time S1 Spd S2 Time S2 Spd S3 Time S3 Spd Lap Time Pit

15 GATTO						ITA			Alan Racing						
1	10:51.227	110.4	47.211	202.6	43.764	207.1	12:22.202	10	31.143	150.9	43.392	203.7	42.523	210.0	1:57.058
2	31.696	150.0	51.103	180.6	44.058	209.0	2:06.857	11	8:47.258	150.9	45.889	198.1	42.746	209.0	10:15.893
3	32.805	152.8	45.177	203.3	43.489	210.0	2:01.471	12	31.273	149.0	43.792	203.7	42.427	210.0	1:57.492
4	31.589	148.7	44.907	202.2	43.517	208.0	2:00.013	13	30.927	155.8	43.987	203.0	42.467	210.9	1:57.381
5	31.926	149.6	45.176	203.7	43.340	208.0	2:00.442	14	33.589	149.0	45.065	203.0	43.329	198.9	2:01.983
6	31.822	148.7	45.164	203.7	53.054		2:10.040 Pit	15	35.898	138.9	47.509	185.5	43.719	208.0	2:07.126
7	4:36.189	136.3	51.679	164.8	45.243	210.9	6:13.111	16	31.835	138.7	44.415	205.3	42.636	211.9	1:58.886
8	31.400	151.2	43.705	202.6	43.249	201.6	1:58.354								
9	31.160	150.0	43.755	205.7	42.508	210.9	1:57.423								

16 GOETZ						GER			ISR						
1	11:28.922	131.3	46.786	189.1	50.965		13:06.673 Pit	7	30.348	149.3	42.635	203.0	41.093	211.9	1:54.076
2	1:00.118	147.5	43.528	204.5	42.108	212.9	2:25.754	8	30.374	150.3	42.976	206.1	41.025	212.9	1:54.375
3	30.714	147.8	43.661	206.8	42.854	210.9	1:57.229	9	30.326	149.0	42.923	205.7	42.011	212.9	1:55.260
4	30.986	150.9	44.020	204.1	42.366	210.9	1:57.372	10	30.799	150.6	43.051	206.5	41.295	213.9	1:55.145
5	30.604	146.0	44.024	205.7	47.986		2:02.614 Pit	11	30.628	149.3	42.950	208.4	48.654		2:02.232 Pit
6	19:45.517	124.1	46.032	201.4	42.928	214.9	21:14.477								

18 COSTA						ITA			Euronova Racing						
1	10:50.800	119.4	49.337	202.2	48.928	203.4	12:29.065	8	30.860	151.8	43.853	202.6	47.913		2:02.626 Pit
2	31.723	151.2	43.746	202.2	42.641	210.9	1:58.110	9	6:24.051	149.0	44.370	203.7	43.640	210.9	7:52.061
3	31.088	148.7	1:07.888	197.8	52.656		2:31.632 Pit	10	30.837	152.8	44.231	204.1	42.669	211.9	1:57.737
4	8:40.930	143.4	45.256	201.4	42.349	209.0	10:08.535	11	33.986	129.4	45.772	203.7	42.557	211.9	2:02.315
5	31.173	146.9	43.046	204.5	41.997	211.9	1:56.216	12	30.814	154.1	44.671	203.7	51.558		2:07.043 Pit
6	30.582	148.4	43.154	201.8	41.945	212.9	1:55.681								
7	30.457	150.9	43.037	206.1	42.426	206.1	1:55.920								

19 RAGUES						FRA			Euronova Racing						
1	10:52.378	132.8	50.215	200.3	47.931	202.5	12:30.524	10	30.834	154.8	43.656	203.3	42.887	207.1	1:57.377
2	32.814	151.2	45.269	204.1	43.938	206.1	2:02.021	11	6:50.557	145.1	45.351	202.6	42.251	210.9	8:18.159
3	31.951	151.2	44.795	200.0	43.281	210.0	2:00.027	12	30.917	156.8	43.140	203.7	43.823	211.9	1:57.880
4	30.941	153.1	43.763	206.8	43.460	211.9	1:58.164	13	30.650	155.8	43.984	202.6	42.062	211.9	1:56.696
5	30.880	153.1	44.101	204.5	42.397	210.0	1:57.378	14	30.482	158.5	43.250	204.9	41.857	210.9	1:55.589
6	30.740	154.8	43.726	205.3	42.205	210.9	1:56.671	15	32.948	146.6	45.742	204.5	46.632	207.1	2:05.322
7	30.753	153.8	43.819	201.8	48.397		2:02.969 Pit	16	30.902	155.1	43.189	206.1	41.896	209.0	1:55.987
8	5:19.257	152.5	44.386	201.4	42.694	210.9	6:46.337	17	30.746	158.2	43.293	204.1	41.983	210.0	1:56.022
9	30.953	154.8	44.310	204.1	42.349	210.0	1:57.612								



Circuit Length - 5.403 kilometres
Automotodrom
Brno

Weather/Track: Sun 26°/Dry 50°

International Formula Master

Free Practice 2 - Sector Analysis Report

Lap S1 Time S1 Spd S2 Time S2 Spd S3 Time S3 Spd Lap Time Pit Lap S1 Time S1 Spd S2 Time S2 Spd S3 Time S3 Spd Lap Time Pit

21 PROVENZANO

ITA

ADM Motorsport

1	10:54.179	133.8	46.813	204.1	44.224	209.0	12:25.216	7	31.487	146.3	45.518	204.1	43.511	208.0	2:00.516
2	31.423	150.0	45.429	205.3	43.351	206.1	2:00.203	8	31.395	148.4	44.722	203.7	52.380		2:08.497 Pit
3	31.254	152.5	44.591	203.3	43.712	207.1	1:59.557	9	9:52.331	103.4	46.157	196.0	44.206	198.0	11:22.694
4	31.334	147.5	45.019	204.9	43.716	208.0	2:00.069	10	33.083	153.5	1:06.155	192.8	44.090	203.4	2:23.328
5	31.437	149.3	48.115	203.7	51.378		2:10.930 Pit	11	31.717	147.2	53.143	152.9	1:05.891		2:30.751 Pit
6	6:43.261	147.8	46.624	202.6	43.460	210.9	8:13.345								

22 CALIENDO

ITA

ADM Motorsport

1	11:34.828	135.5	48.948	201.4	45.076	205.2	13:08.852	10	31.976	151.8	45.795	200.7	53.517		2:11.288 Pit
2	32.314	146.0	45.870	202.2	44.624	204.3	2:02.808	11	6:42.626	126.0	45.284	198.8	43.654	208.0	8:11.564
3	32.229	150.0	45.759	201.4	44.468	207.1	2:02.456	12	31.530	151.8	43.955	204.5	42.892	209.0	1:58.377
4	32.376	148.7	45.608	201.4	44.382	206.1	2:02.366	13	31.224	155.1	43.687	202.6	43.082	210.0	1:57.993
5	32.128	150.0	46.750	200.3	45.009	203.4	2:03.887	14	31.684	155.5	43.998	203.3	42.759	208.0	1:58.441
6	32.193	150.6	45.215	203.3	44.162	206.1	2:01.570	15	32.810	151.8	46.576	205.7	43.052	210.0	2:02.438
7	32.885	131.3	46.299	201.1	54.148		2:13.332 Pit	16	31.796	153.1	43.995	203.7	43.863	208.0	1:59.654
8	4:49.938	145.7	46.368	200.3	44.520	204.3	6:20.826	17	31.310	154.1	44.434	202.2	43.192	209.0	1:58.936
9	32.321	150.6	45.520	203.0	44.335	208.0	2:02.176								

23 ISOHELLA

FIN

Team Soderman

1	11:33.480	128.8	46.803	203.0	44.161	210.9	13:04.444	6	32.049	139.5	46.251	202.6	44.608	211.9	2:02.908
2	32.069	136.3	45.731	203.7	45.767	211.9	2:03.567	7	31.999	138.7	46.458	201.1	44.735	209.0	2:03.192
3	31.759	143.1	45.585	202.2	44.413	210.9	2:01.757	8	32.388	136.1	46.917	204.5	1:07.059		2:26.364 Pit
4	32.022	139.5	46.408	202.6	55.428		2:13.858 Pit								
5	6:35.506	134.0	46.783	200.3	44.578	210.9	8:06.867								

24 LLOBEL

ESP

Cram Competition

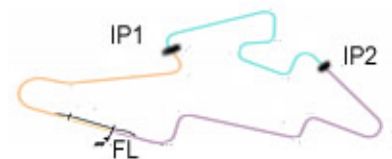
1	11:15.101	132.5	46.738	197.0	43.646	207.1	12:45.485	7	6:15.948	143.4	46.745	198.8	44.046	208.0	7:46.739
2	31.251	152.5	43.568	201.4	42.332	209.0	1:57.151	8	31.038	156.1	44.016	197.8	42.146	208.0	1:57.200
3	30.899	153.5	45.519	201.4	42.398	211.9	1:58.816	9	31.055	153.5	44.283	196.0	42.538	209.0	1:57.876
4	31.079	154.5	43.749	201.8	42.732	207.1	1:57.560	10	9:34.742	150.3	44.943	192.8	42.482	210.0	11:02.167
5	31.043	156.1	43.787	200.7	42.489	206.1	1:57.319	11	30.933	154.1	51.100	162.8	56.192		2:18.225 Pit
6	30.937	153.1	43.779	198.8	53.526		2:08.242 Pit								

25 D'AMBROSIO

BEL

Cram Competition

1	10:49.521	146.3	45.023	194.5	42.152	207.1	12:16.696	8	30.878	153.5	43.470	205.7	42.257	210.9	1:56.605
2	30.824	155.8	43.303	203.0	41.751	208.0	1:55.878	9	30.656	152.5	43.494	204.9	42.451	210.0	1:56.601
3	30.787	157.5	43.193	201.8	42.203	209.0	1:56.183	10	13:53.296	154.5	43.725	202.2	49.919	210.0	15:26.940
4	30.750	154.5	43.599	203.0	42.055	208.0	1:56.404	11	30.850	149.6	43.441	205.3	42.032	210.0	1:56.323
5	30.771	156.5	43.794	200.3	51.298		2:05.863 Pit	12	30.577	154.8	43.681	206.5	42.651	208.0	1:56.909
6	7:28.718	156.8	43.717	204.1	43.952	210.0	8:56.387	13	30.629	152.8	43.600	203.7	41.969	210.9	1:56.198
7	30.609	153.8	43.965	203.7	42.171	210.0	1:56.745								



Circuit Length - 5.403 kilometres

Automotodrom

Brno

Weather/Track: Sun 26°/Dry 50°

Printed at 14:49, Friday, 15 June, 2007

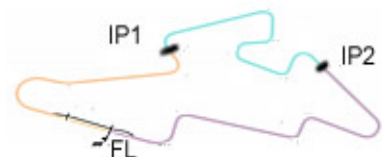
© MST Systems Ltd, 2005 (www.mstworld.com)

Page 5

International Formula Master

Free Practice 2 - Sector Analysis Report

Lap	S1 Time	S1 Spd	S2 Time	S2 Spd	S3 Time	S3 Spd	Lap Time	Pit	Lap	S1 Time	S1 Spd	S2 Time	S2 Spd	S3 Time	S3 Spd	Lap Time	Pit
26 AVILA MAC									Cram Competition								
1	10:48.881	136.6	46.392	203.3	42.733	211.9	12:18.006		8	8:38.276	140.6	45.324	203.0	42.998	208.0	10:06.598	
2	31.077	147.5	44.072	204.5	42.447	208.0	1:57.596		9	32.688	142.2	45.786	204.5	43.912	198.0	2:02.386	
3	31.320	150.9	44.111	202.2	43.641	210.0	1:59.072		10	32.373	143.7	44.525	204.1	42.707	210.9	1:59.605	
4	31.158	148.7	49.848	199.6	42.503	209.0	2:03.509		11	32.119	135.0	44.846	204.5	42.511	210.9	1:59.476	
5	34.102	121.6	47.931	195.6	52.366		2:14.399	Pit	12	31.668	147.8	44.326	205.3	42.379	207.1	1:58.373	
6	11:11.714	133.5	46.565	203.7	42.982	208.0	12:41.261		13	31.018	150.9	44.039	205.7	42.600	209.0	1:57.657	
7	33.294	145.7	45.009	204.1	43.409	205.2	2:01.712										
27 GRAVES GBR									Team JVA								
1	11:56.870	130.9	47.270	202.2	45.063	208.0	13:29.203		8	31.130	146.3	44.286	204.9	42.263	210.0	1:57.679	
2	31.771	142.5	45.142	203.3	43.802	209.0	2:00.715		9	30.974	147.8	43.893	206.1	41.999	212.9	1:56.866	
3	31.058	143.7	44.705	203.3	43.219	210.9	1:58.982		10	30.766	149.3	43.993	206.8	42.391	211.9	1:57.150	
4	32.144	98.7	47.884	198.1	43.657	205.2	2:03.685		11	40.947	92.4	51.269	173.3	47.672	211.9	2:19.888	
5	31.237	140.9	44.702	206.1	43.345	206.1	1:59.284		12	31.213	147.5	43.634	205.7	41.949	209.0	1:56.796	
6	32.765	137.1	45.513	203.3	50.248		2:08.526	Pit	13	30.719	147.5	48.344	204.9	41.983	210.9	2:01.046	
7	17:53.166	140.3	45.039	204.9	42.729	209.0	19:20.934										
29 CECOTTO JR VEN									Ombra Racing								
1	11:04.299	130.6	46.769	205.7	43.816	213.9	12:34.884		9	10:09.219	124.7	53.915	192.1	44.988	214.9	11:48.122	
2	31.065	139.2	45.113	204.9	43.228	214.9	1:59.406		10	30.806	148.4	44.173	206.5	42.295	213.9	1:57.274	
3	31.067	146.9	45.509	201.4	43.274	216.0	1:59.850		11	30.448	149.3	43.380	204.5	43.626	212.9	1:57.454	
4	31.164	148.7	45.257	203.7	43.123	212.9	1:59.544		12	30.615	150.9	43.546	200.0	41.976	214.9	1:56.137	
5	31.429	141.4	46.297	201.1	51.829		2:09.555	Pit	13	30.961	146.9	44.047	203.3	42.059	214.9	1:57.067	
6	4:33.268	142.0	45.502	201.4	44.021	210.9	6:02.791		14	31.049	143.7	43.906	204.9	41.964	211.9	1:56.919	
7	31.770	144.5	46.216	203.3	44.265	211.9	2:02.251		15	31.085	146.9	44.559	203.0	50.462		2:06.106	Pit
8	31.680	141.4	46.206	200.7	51.875		2:09.761	Pit									
30 MUERMANS NED									Ombra Racing								
1	10:54.621	127.8	48.356	203.0	46.606	211.9	12:29.583		8	31.514	143.7	43.814	201.8	42.195	211.9	1:57.523	
2	32.199	142.8	46.430	204.9	45.786	205.2	2:04.415		9	30.940	149.0	43.608	205.7	42.579	214.9	1:57.127	
3	32.256	140.3	46.858	198.8	44.822	213.9	2:03.936		10	30.919	148.4	44.093	206.1	43.841	210.9	1:58.853	
4	31.985	138.7	46.586	178.5	45.264	212.9	2:03.835		11	6:43.182	117.2	54.684	169.8	48.999	210.9	8:26.865	
5	32.411	136.3	46.545	201.8	46.163	174.4	2:05.119		12	31.596	145.7	43.868	203.3	42.730	211.9	1:58.194	
6	35.020	134.5	46.918	201.1	53.224		2:15.162	Pit	13	30.996	148.1	43.515	202.6	42.495	216.0	1:57.006	
7	4:47.121	121.4	51.915	189.4	45.778	214.9	6:24.814										



Circuit Length - 5.403 kilometres
Automotodrom
Brno

Weather/Track: Sun 26°/Dry 50°

Printed at 14:49, Friday, 15 June, 2007

© MST Systems Ltd, 2005 (www.mstworld.com)

Page 6

International Formula Master

Free Practice 2 - Sector Analysis Report

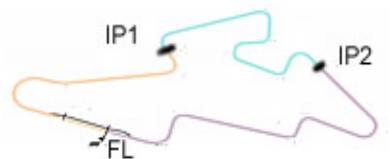
Lap S1 Time S1 Spd S2 Time S2 Spd S3 Time S3 Spd Lap Time Pit Lap S1 Time S1 Spd S2 Time S2 Spd S3 Time S3 Spd Lap Time Pit

31 PERSIANI						ITA Scuderia Fama									
1	12:05.025	120.6	51.500	157.8	45.885	208.0	13:42.410	10	30.693	146.9	43.470	203.7	42.267	210.0	1:56.430
2	32.533	148.4	47.044	183.9	45.200	208.0	2:04.777	11	6:57.724	141.1	46.067	204.5	45.344	209.0	8:29.135
3	32.463	139.8	45.368	173.3	44.921	208.0	2:02.752	12	30.768	151.8	43.346	205.7	42.176	210.0	1:56.290
4	30.955	146.0	44.371	204.1	42.813	205.2	1:58.139	13	30.647	144.8	43.978	203.7	42.202	210.9	1:56.827
5	31.331	150.0	48.293	204.1	43.162	207.1	2:02.786	14	30.721	149.6	43.978	204.5	42.107	210.9	1:56.806
6	31.218	148.1	44.713	200.3	50.455		2:06.386 Pit	15	31.792	150.0	44.631	205.7	42.908	210.0	1:59.331
7	4:21.800	146.9	44.309	203.7	44.899	210.0	5:51.008	16	30.799	149.6	44.019	204.5	42.519	206.1	1:57.337
8	30.529	148.7	43.722	203.0	41.812	209.0	1:56.063	17	30.766	148.4	44.024	203.7	42.353	209.0	1:57.143
9	30.791	150.6	43.267	205.7	42.406	211.9	1:56.464								

32 TORRE						ITA Scuderia Fama									
1	12:00.749	126.7	51.865	163.3	47.836	193.8	13:40.450	6	31.979	149.0	45.386	201.4	52.100		2:09.465 Pit
2	32.549	150.9	46.256	203.0	45.145	204.3	2:03.950	7	17:37.307	114.2	45.951	198.8	43.623	206.1	19:06.881
3	31.732	147.2	45.239	203.0	43.741	207.1	2:00.712	8	34.800	109.0	47.522	200.3	53.308		2:15.630 Pit
4	31.987	142.2	51.040	170.0	59.725		2:22.752 Pit								
5	6:35.784	144.5	45.389	203.3	43.255	208.0	8:04.428								

33 DE BRUIJN						NED ADM Motorsport									
1	10:53.439	136.8	47.230	202.2	43.810	210.0	12:24.479	10	5:37.516	146.6	44.918	203.3	42.896	210.9	7:05.330
2	31.524	153.8	44.807	205.7	42.967	210.0	1:59.298	11	31.650	149.6	44.259	202.6	43.184	210.9	1:59.093
3	31.209	148.4	44.133	203.3	43.270	211.9	1:58.612	12	31.264	149.6	44.117	204.5	42.439	210.9	1:57.820
4	31.236	147.8	44.449	205.3	48.564		2:04.249 Pit	13	30.978	146.6	44.388	201.8	42.865	210.0	1:58.231
5	3:28.259	146.3	44.660	204.9	43.160	209.0	4:56.079	14	31.935	148.7	44.956	201.4	50.111		2:07.002 Pit
6	31.430	146.0	44.477	203.7	42.875	208.0	1:58.782	15	2:51.719	149.0	44.059	205.3	42.504	210.0	4:18.282
7	31.557	148.1	44.484	202.2	42.788	209.0	1:58.829	16	31.080	141.7	44.002	203.0	42.608	211.9	1:57.690
8	31.337	149.3	44.950	203.3	48.948		2:05.235 Pit								
9	4:20.823	139.8	44.525	204.9	42.520	210.9	5:47.868								

34 SCHRAML						GER ADM Motorsport									
1	11:03.655	129.2	47.008	200.7	50.902	205.2	12:41.565	8	31.973	149.0	46.618	204.9	44.129	208.0	2:02.720
2	31.737	150.0	44.863	202.2	43.223	209.0	1:59.823	9	7:28.649	141.4	45.817	204.1	43.912	208.0	8:58.378
3	31.440	151.5	51.330	152.5	44.378	208.0	2:07.148	10	31.395	149.0	44.763	203.3	42.772	210.0	1:58.930
4	31.293	150.3	44.524	204.1	43.064	208.0	1:58.881	11	31.499	141.7	45.020	204.9	43.301	210.0	1:59.820
5	31.463	146.9	44.734	203.7	43.275	210.0	1:59.472	12	31.371	148.7	45.230	203.7	42.979	210.0	1:59.580
6	32.304	148.1	46.118	201.1	53.823		2:12.245 Pit	13	32.176	146.3	47.874	193.8	52.735		2:12.785 Pit
7	8:27.345	143.4	46.900	152.1	48.686	203.4	10:02.931								



Circuit Length - 5.403 kilometres
Automotodrom
Brno

Weather/Track: Sun 26°/Dry 50°

Printed at 14:49, Friday, 15 June, 2007

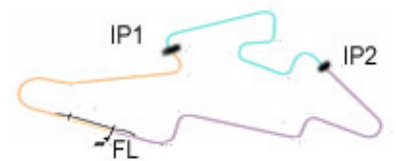
© MST Systems Ltd, 2005 (www.mstworld.com)

Page 7

International Formula Master

Free Practice 2 - Sector Analysis Report

Lap	S1 Time	S1 Spd	S2 Time	S2 Spd	S3 Time	S3 Spd	Lap Time	Pit	Lap	S1 Time	S1 Spd	S2 Time	S2 Spd	S3 Time	S3 Spd	Lap Time	Pit
40 FERRARA																	
ITA									Euronova Racing								
1	10:48.143	140.6	48.106	201.4	44.412	205.2	12:20.661		9	9:23.674	139.2	48.559	145.1	45.332	211.9	10:57.565	
2	32.594	152.2	45.963	196.7	47.600	195.5	2:06.157		10	30.964	153.5	43.792	203.0	42.628	211.9	1:57.384	
3	37.680	120.4	1:18.554	96.2	1:26.779		3:23.013	Pit	11	30.644	157.8	43.861	206.8	48.632	212.9	2:03.137	
4	4:38.458	147.2	45.031	202.6	43.570	206.1	6:07.059		12	30.902	155.5	44.013	206.5	51.769		2:06.684	Pit
5	31.300	155.1	44.131	201.4	42.766	209.0	1:58.197		13	1:51.099	150.3	44.999	204.1	42.827	210.9	3:18.925	
6	30.866	155.5	43.894	203.7	42.518	212.9	1:57.278		14	30.921	155.1	43.516	205.7	42.177	211.9	1:56.614	
7	30.838	153.1	43.609	203.3	42.533	211.9	1:56.980		15	30.533	153.5	43.666	204.5	42.425	210.9	1:56.624	
8	30.871	155.8	44.260	202.6	49.183		2:04.314	Pit									



Circuit Length - 5.403 kilometres
Automotodrom
Brno

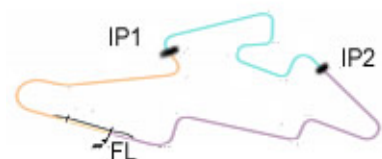
Weather/Track: Sun 26°/Dry 50°

Printed at 14:49, Friday, 15 June, 2007
© MST Systems Ltd, 2005 (www.mstworld.com)

Page 8

International Formula Master Free Practice 2 - Best Sector Speeds Report

SECTOR 1				SECTOR 2				SECTOR 3				
POS	NO	NAME	SPEED	LAP	NO	NAME	SPEED	LAP	NO	NAME	SPEED	LAP
1	2	FREY	160.0	11	16	GOETZ	208.4	11	2	FREY	216.0	13
2	19	RAGUES	158.5	14	2	FREY	208.0	14	29	CECOTTO JR	216.0	3
3	14	TERRANOVA	157.8	16	8	ANDERSEN	207.6	12	30	MUERMANS	216.0	13
4	40	FERRARA	157.8	11	4	CAMPOS HUL	207.2	13	12	SANCHEZ LOP	214.9	9
5	7	VAN DER DRI	157.5	12	3	ANNALA	206.8	5	16	GOETZ	214.9	6
6	25	D'AMBROSIO	157.5	3	19	RAGUES	206.8	4	4	CAMPOS HUL	213.9	13
7	4	CAMPOS HUL	156.8	3	27	GRAVES	206.8	10	5	MAULINI	213.9	6
8	24	LLOBEL	156.1	5	40	FERRARA	206.8	11	14	TERRANOVA	213.9	7
9	15	GATTO	155.8	13	5	MAULINI	206.5	9	8	ANDERSEN	212.9	12
10	3	ANNALA	155.5	2	25	D'AMBROSIO	206.5	12	18	COSTA	212.9	6
11	22	CALIENDO	155.5	14	29	CECOTTO JR	206.5	10	27	GRAVES	212.9	9
12	9	PUGLISI	154.8	6	12	SANCHEZ LOP	206.1	4	40	FERRARA	212.9	6
13	18	COSTA	154.1	12	14	TERRANOVA	206.1	14	3	ANNALA	211.9	2
14	33	DE BRUIJN	153.8	2	18	COSTA	206.1	7	15	GATTO	211.9	16
15	8	ANDERSEN	153.5	14	30	MUERMANS	206.1	10	19	RAGUES	211.9	4
16	21	PROVENZANO	153.5	10	15	GATTO	205.7	9	23	ISOHELLA	211.9	2
17	5	MAULINI	151.8	9	22	CALIENDO	205.7	15	24	LLOBEL	211.9	3
18	6	CANTELLI JR	151.8	2	26	AVILA	205.7	13	26	AVILA	211.9	1
19	31	PERSIANI	151.8	12	31	PERSIANI	205.7	9	31	PERSIANI	211.9	9
20	10	PAVONI	151.5	2	33	DE BRUIJN	205.7	2	33	DE BRUIJN	211.9	3
21	12	SANCHEZ LOP	151.5	8	6	CANTELLI JR	205.3	2	6	CANTELLI JR	210.9	7
22	34	SCHRAML	151.5	3	11	BELLUARDO	205.3	4	7	VAN DER DRI	210.9	12
23	16	GOETZ	150.9	4	21	PROVENZANO	205.3	2	10	PAVONI	210.9	14
24	26	AVILA	150.9	3	9	PUGLISI	204.9	9	21	PROVENZANO	210.9	6
25	29	CECOTTO JR	150.9	12	34	SCHRAML	204.9	8	25	D'AMBROSIO	210.9	8
26	32	TORRE	150.9	2	23	ISOHELLA	204.5	8	9	PUGLISI	210.0	10
27	27	GRAVES	149.3	10	7	VAN DER DRI	204.1	4	11	BELLUARDO	210.0	8
28	30	MUERMANS	149.0	9	10	PAVONI	204.1	13	22	CALIENDO	210.0	13
29	11	BELLUARDO	147.2	4	32	TORRE	203.3	5	34	SCHRAML	210.0	5
30	23	ISOHELLA	143.1	3	24	LLOBEL	201.8	4	32	TORRE	208.0	5



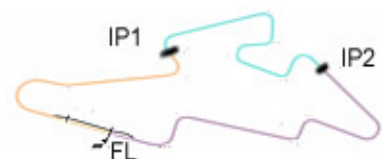
Weather/Track: Sun 26°/Dry 50°

Circuit Length - 5.403 kilometres
Automotodrom
Brno

International Formula Master Free Practice 2 - Best Sector Times Report

POS	SECTOR 1			SECTOR 2			SECTOR 3			NO	NAME	IDEAL/BEST LAP COMPARISON			
	NO	TIME	LAP	NO	TIME	LAP	NO	TIME	LAP			IDEAL	BEST	LAP	DIFF
1	7	30.188	12	16	42.635	7	16	41.025	8	16	GOETZ	1:53.986	1:54.076	7	+ 0.090
2	2	30.279	12	2	42.789	11	7	41.296	11	2	FREY	1:54.456	1:54.685	11	+ 0.229
3	16	30.326	9	14	43.015	7	2	41.388	11	7	VAN DER DR	1:54.837	1:55.264	12	+ 0.427
4	3	30.374	12	18	43.037	7	25	41.751	2	18	COSTA	1:55.439	1:55.681	6	+ 0.242
5	14	30.446	9	3	43.123	11	12	41.812	14	14	TERRANOVA	1:55.442	1:55.538	7	+ 0.096
6	29	30.448	11	19	43.140	12	31	41.812	8	19	RAGUES	1:55.479	1:55.589	14	+ 0.110
7	18	30.457	7	9	43.179	7	19	41.857	14	25	D'AMBROSI	1:55.521	1:55.878	2	+ 0.357
8	19	30.482	14	25	43.193	3	5	41.907	6	3	ANNALA	1:55.574	1:56.040	15	+ 0.466
9	12	30.508	13	31	43.267	9	8	41.937	14	31	PERSIANI	1:55.608	1:56.063	8	+ 0.455
10	31	30.529	8	12	43.289	16	9	41.943	5	12	SANCHEZ LO	1:55.609	1:55.807	16	+ 0.198
11	40	30.533	15	7	43.353	11	18	41.945	6	9	PUGLISI	1:55.743	1:55.843	6	+ 0.100
12	4	30.548	16	29	43.380	11	4	41.947	13	29	CECOTTO JR	1:55.792	1:56.137	12	+ 0.345
13	25	30.577	12	15	43.392	10	27	41.949	12	4	CAMPOS HU	1:56.089	1:56.315	12	+ 0.226
14	9	30.621	9	5	43.512	9	29	41.964	14	5	MAULINI	1:56.169	1:56.254	6	+ 0.085
15	6	30.627	10	30	43.515	13	14	41.981	7	40	FERRARA	1:56.226	1:56.614	14	+ 0.388
16	27	30.719	13	40	43.516	14	6	42.027	9	6	CANTELLI J	1:56.302	1:56.608	9	+ 0.306
17	5	30.750	6	24	43.568	2	3	42.077	15	27	GRAVES	1:56.302	1:56.796	12	+ 0.494
18	11	30.822	4	4	43.594	12	24	42.146	8	8	ANDERSEN	1:56.605	1:56.926	15	+ 0.321
19	24	30.899	3	27	43.634	12	40	42.177	14	24	LLOBEL	1:56.613	1:57.151	2	+ 0.538
20	8	30.901	15	6	43.648	9	30	42.195	8	30	MUERMANS	1:56.629	1:57.006	13	+ 0.377
21	30	30.919	10	22	43.687	13	26	42.379	12	15	GATTO	1:56.746	1:57.058	10	+ 0.312
22	15	30.927	13	8	43.767	15	15	42.427	12	11	BELLUARDO	1:57.093	1:57.283	4	+ 0.190
23	33	30.978	13	11	43.781	4	33	42.439	12	33	DE BRUIJN	1:57.419	1:57.690	16	+ 0.271
24	26	31.018	13	33	44.002	16	11	42.490	8	26	AVILA	1:57.436	1:57.596	2	+ 0.160
25	10	31.207	3	26	44.039	13	22	42.759	14	22	CALIENDO	1:57.670	1:57.993	13	+ 0.323
26	22	31.224	13	34	44.524	4	34	42.772	10	34	SCHRAML	1:58.589	1:58.881	4	+ 0.292
27	21	31.254	3	21	44.591	3	32	43.255	5	21	PROVENZAN	1:59.196	1:59.557	3	+ 0.361
28	34	31.293	4	10	44.844	3	21	43.351	2	10	PAVONI	1:59.452	1:58.881	15	+ 0.571
29	32	31.732	3	32	45.239	3	10	43.401	4	32	TORRE	2:00.226	2:00.712	3	+ 0.486
30	23	31.759	3	23	45.585	3	23	44.161	1	23	ISOHELLA	2:01.505	2:01.757	3	+ 0.252

'Perfect Lap' - 1:53.848



Circuit Length - 5.403 kilometres
Automotodrom
Brno

Weather/Track: Sun 26°/Dry 50°

International Formula Master QUALIFYING

POS	NO	CL	DRIVER	NAT	TEAM	TIME	LAPS	GAP	KPH
1	16		Maximilian GOETZ	GER	ISR	1:52.643	8		172.67
2	7		Chris VAN DER DRIFT	NED	J.D. Motorsport	1:52.678	10	0.035	172.62
3	12		Pablo SANCHEZ LOPEZ	MEX	Alan Racing	1:52.958	10	0.315	172.19
4	25		Jerome D'AMBROSIO	BEL	Cram Competition	1:53.214	10	0.571	171.80
5	2		Rahel FREY	SUI	Jenzer Motorsport	1:53.522	7	0.879	171.33
6	14		Giuseppe TERRANOVA	ITA	Alan Racing	1:53.761	10	1.118	170.98
7	15		Salvatore GATTO	ITA	Alan Racing	1:53.761	9	1.118	170.98
8	18		Alberto COSTA	ITA	Euronova Racing	1:54.246	10	1.603	170.25
9	8		Kasper ANDERSEN	DEN	J.D. Motorsport	1:54.258	10	1.615	170.23
10	29		Johnny CECOTTO JR	VEN	Ombra Racing	1:54.349	8	1.706	170.10
11	4		Oliver CAMPOS HULL	ESP	Iris Project	1:54.349	9	1.706	170.10
12	31		Luca PERSIANI	ITA	Scuderia Fama	1:54.383	11	1.740	170.05
13	9		Marcello PUGLISI	ITA	Promotorsport	1:54.441	11	1.798	169.96
14	3		Juho ANNALA	FIN	Jenzer Motorsport	1:54.526	9	1.883	169.83
15	11		Ignazio BELLUARDO	ITA	Promotorsport	1:54.710	11	2.067	169.56
16	19		Pierre RAGUES	FRA	Euronova Racing	1:54.777	11	2.134	169.46
17	6		Claudio CANTELLI JR	BRA	J.D. Motorsport	1:54.811	9	2.168	169.41
18	24		Arturo LLOBEL	ESP	Cram Competition	1:54.888	11	2.245	169.30
19	5		Nicolas MAULINI	SUI	Iris Project	1:54.965	11	2.322	169.18
20	23		Sami ISOHELLA	FIN	Team Soderman	1:55.087	10	2.444	169.01
21	27		Tor GRAVES	GBR	Team JVA	1:55.215	11	2.572	168.82
22	32		Massimo TORRE	ITA	Scuderia Fama	1:55.273	6	2.630	168.73
23	26		Rodolfo AVILA	MAC	Cram Competition	1:55.434	11	2.791	168.50
24	33		Nick DE BRUIJN	NED	ADM Motorsport	1:55.473	11	2.830	168.44
25	40		Luigi FERRARA	ITA	Euronova Racing	1:55.593	11	2.950	168.27
26	30		Dominick MUERMANS	NED	Ombra Racing	1:55.858	11	3.215	167.88
27	21		Frankie PROVENZANO	ITA	ADM Motorsport	1:55.925	13	3.282	167.78
28	10		Mattia PAVONI	ITA	Promotorsport	1:56.496	13	3.853	166.96
29	34		Dominik SCHRAML	GER	ADM Motorsport	1:56.629	8	3.986	166.77
30	22		Michele CALIENDO	ITA	ADM Motorsport	1:56.904	12	4.261	166.38

QUALIFICATION MAXIMA 2:00.528

Weather/Track: Sun 26°/Dry 39°

Brno
Circuit Length = 5.4030 km.
Start: 17:15 End: 17:45

Race Director:	Steward:	Timekeeper:
----------------	----------	-------------

International Formula Master Qualifying - Sector Analysis Report

Lap S1 Time S1 Spd S2 Time S2 Spd S3 Time S3 Spd Lap Time Pit Lap S1 Time S1 Spd S2 Time S2 Spd S3 Time S3 Spd Lap Time Pit

2 FREY						SUI Jenzer Motorsport									
1	11:17.450	78.0	1:23.222	93.0	1:25.578	14:06.250	Pit	5	6:28.681	94.4	59.786	134.3	45.571	214.9	8:14.038
2	5:49.899	105.5	1:10.489	115.1	46.230	212.9	7:46.618	6	30.060	160.3	42.219	208.0	41.243	210.0	1:53.522
3	30.456	158.9	42.524	205.7	41.324	211.9	1:54.304	7	43.614	90.0	1:05.392	134.1	46.282	210.9	2:35.288
4	30.274	157.2	55.203	147.7	1:00.297		2:25.774 Pit								

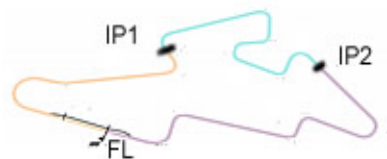
3 ANNALA						FIN Jenzer Motorsport									
1	11:32.107	88.8	1:10.673	122.7	1:20.249	14:03.029	Pit	6	6:11.669	116.1	55.219	181.8	48.154	210.0	7:55.042
2	4:40.021	122.0	51.839	201.4	45.157	210.0	6:17.017	7	30.498	150.6	42.535	205.3	41.493	208.0	1:54.526
3	30.506	151.5	43.077	205.3	41.866	211.9	1:55.449	8	30.122	152.8	42.752	205.7	49.004	209.0	2:01.878
4	30.525	150.9	43.355	205.7	41.903	210.0	1:55.783	9	30.215	152.2	42.962	203.7	42.094	208.0	1:55.271
5	33.088	142.8	47.364	201.8	55.821		2:16.273 Pit								

4 CAMPOS HULL						ESP Iris Project									
1	11:34.170	87.6	1:14.389	125.1	1:22.927	14:11.486	Pit	6	5:35.411	134.5	46.571	204.5	42.382	212.9	7:04.364
2	4:51.951	150.6	44.840	203.7	42.433	209.0	6:19.224	7	30.309	159.2	42.661	205.3	41.379	212.9	1:54.349
3	30.653	158.5	42.630	204.5	41.501	210.9	1:54.784	8	30.328	154.8	53.910	129.1	43.803	209.0	2:08.041
4	30.283	159.2	42.892	206.1	41.572	210.9	1:54.747	9	30.339	160.3	43.976	204.9	43.716	206.1	1:58.031
5	31.061	151.2	44.066	204.9	54.338		2:09.465 Pit								

5 MAULINI						SUI Iris Project									
1	13:44.245	125.8	48.136	200.7	42.878	210.0	15:15.259	7	4:46.639	134.0	50.219	161.6	43.356	211.9	6:20.214
2	30.601	150.6	43.126	204.9	41.993	210.0	1:55.720	8	30.409	155.1	46.759	152.3	49.965	210.9	2:07.133
3	30.494	154.1	43.069	204.5	50.512	210.0	2:04.075	9	30.580	152.8	42.957	203.3	41.428	211.9	1:54.965
4	33.845	122.2	52.830	156.5	48.547	208.0	2:15.222	10	30.379	150.0	42.812	204.9	42.012	209.0	1:55.203
5	30.458	152.5	43.245	203.7	42.065	210.9	1:55.768	11	30.681	152.2	42.893	199.6	42.057	211.9	1:55.631
6	32.324	132.3	46.517	189.4	1:01.383		2:20.224 Pit								

6 CANTELLI JR						BRA J.D. Motorsport									
1	17:24.187	118.0	58.415	186.2	45.490	210.0	19:08.092	6	31.533	147.8	44.465	203.0	52.917		2:08.915 Pit
2	30.545	152.8	43.875	194.9	42.474	214.9	1:56.894	7	4:15.261	132.5	49.005	197.4	43.769	211.9	5:48.035
3	30.376	148.4	43.086	204.1	41.875	214.9	1:55.337	8	30.211	150.6	42.870	206.5	41.730	211.9	1:54.811
4	30.493	148.7	43.342	204.1	41.726	214.9	1:55.561	9	30.224	151.8	43.461	204.9	42.089	210.9	1:55.774
5	30.384	150.9	43.034	206.5	41.750	211.9	1:55.168								

7 VAN DER DRIFT						NED J.D. Motorsport									
1	11:40.431	109.5	57.893	173.9	59.071	13:37.395	Pit	7	4:12.376	128.8	45.064	204.9	42.080	213.9	5:39.520
2	4:11.365	90.6	46.748	204.5	44.172	194.6	5:42.285	8	29.841	155.1	42.220	204.9	40.617	213.9	1:52.678
3	33.951	113.7	59.383	206.1	41.310	212.9	2:14.644	9	33.515	126.5	48.024	204.1	43.069	210.9	2:04.608
4	37.380	109.5	49.231	206.1	41.985	210.9	2:08.596	10	29.975	157.8	42.374	206.1	46.689	211.9	1:59.038
5	30.298	153.8	42.358	204.1	41.411	211.9	1:54.067								
6	30.212	157.2	42.302	206.1	50.404		2:02.918 Pit								

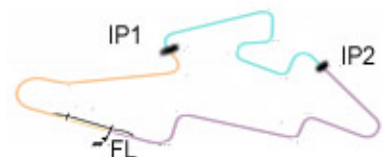


Circuit Length - 5.403 kilometres
Automotodrom
Brno

Weather/Track: Sun 26°/Dry 39°

International Formula Master Qualifying - Sector Analysis Report

Lap	S1 Time	S1 Spd	S2 Time	S2 Spd	S3 Time	S3 Spd	Lap Time	Pit	Lap	S1 Time	S1 Spd	S2 Time	S2 Spd	S3 Time	S3 Spd	Lap Time	Pit	
8 ANDERSEN DEN J.D. Motorsport																		
1	16:24.276	120.4	55.368	104.4	58.042	210.9	18:17.686		7	30.420	150.0	42.402	206.8	41.436	212.9	1:54.258		
2	30.548	153.8	42.691	206.1	41.649	210.9	1:54.888		8	30.337	153.5	42.405	204.9	41.719	210.9	1:54.461		
3	30.325	152.5	46.061	146.9	45.578	211.9	2:01.964		9	30.756	125.6	51.609	195.2	47.567	209.0	2:09.932		
4	31.144	150.0	42.845	204.9	41.856	208.0	1:55.845		10	32.621	135.3	47.320	199.6	50.953		2:10.894	Pit	
5	30.528	149.3	43.034	206.1	50.994		2:04.556	Pit										
6	3:49.958	100.9	55.368	167.1	42.945	210.0	5:28.271											
9 PUGLISI ITA Promotorsport																		
1	11:18.444	85.0	1:04.380	192.8	48.999	202.5	13:11.823		7	6:10.662	111.2	56.979	137.2	48.271	202.5	7:55.912		
2	34.166	132.5	54.516	201.4	42.974	209.0	2:11.656		8	33.199	137.6	50.806	200.0	42.909	211.9	2:06.914		
3	30.339	153.8	42.717	198.5	41.920	210.0	1:54.976		9	30.347	153.1	42.520	206.1	41.574	210.0	1:54.441		
4	30.307	151.8	42.885	203.7	41.986	210.9	1:55.178		10	30.380	154.1	43.356	203.0	41.796	208.0	1:55.532		
5	37.226	124.5	58.458	85.5	44.450	210.9	2:20.134		11	31.868	115.9	49.082	202.2	43.844	208.0	2:04.794		
6	30.613	153.8	42.945	203.3	50.861		2:04.419	Pit										
10 PAVONI ITA Promotorsport																		
1							12:49.549		8								6:11.201	
2		1:24.253	195.2			207.1	2:07.437		9								2:05.886	
3		1:15.414	189.8				1:57.884		10			1:14.454	204.1		209.0	1:56.512		
4		1:14.581	203.3				1:56.968		11			1:14.100	204.5		207.1	1:56.496		
5		1:14.402	204.5				1:56.790		12			1:14.829	204.9			1:57.779		
6		1:14.540	202.6			208.0	1:56.992		13			1:15.812	199.2		209.0	1:59.039		
7		1:14.965	203.0				2:12.056	Pit										
11 BELLUARDO ITA Promotorsport																		
1	11:12.571	105.8	53.105	162.4	51.860	203.4	12:57.536		7	31.021	149.0	43.911	203.0	51.920		2:06.852	Pit	
2	33.844	123.0	51.643	185.2	44.990	210.9	2:10.477		8	2:38.584	127.4	48.072	203.3	44.170	208.0	4:10.826		
3	30.882	143.4	42.810	203.7	42.011	210.0	1:55.703		9	32.369	122.2	46.165	203.7	43.822	210.0	2:02.356		
4	30.350	148.7	46.930	138.4	1:09.945		2:27.225	Pit	10	30.344	144.5	42.579	206.5	41.787	207.1	1:54.710		
5	3:16.751	123.7	45.990	203.7	42.313	207.1	4:45.054		11	31.174	138.7	46.153	201.1	45.421	210.0	2:02.748		
6	30.414	144.2	43.059	204.9	42.159	207.1	1:55.632											
12 SANCHEZ LOPEZ MEX Alan Racing																		
1	16:58.998	106.5	57.383	106.2	48.067	210.9	18:44.448		7	29.880	154.1	42.286	207.2	40.792	214.9	1:52.958		
2	30.445	151.5	42.805	202.6	41.424	209.0	1:54.674		8	30.179	152.2	52.935	169.2	47.158	210.0	2:10.272		
3	30.124	151.2	42.712	204.5	41.740	209.0	1:54.576		9	29.994	157.2	42.940	204.9	41.473	211.9	1:54.407		
4	30.165	146.9	42.680	205.3	41.367	210.9	1:54.212		10	34.425	132.5	44.111	205.3	43.258	185.1	2:01.794		
5	30.680	139.2	45.661	203.7	52.030		2:08.371	Pit										
6	5:17.554	104.6	59.109	123.2	46.619	212.9	7:03.282											



Weather/Track: Sun 26°/Dry 39°

Circuit Length - 5.403 kilometres
Automotodrom
Brno

Printed at 17:51, Friday, 15 June, 2007

© MST Systems Ltd, 2005 (www.mstworld.com)

Page 2

International Formula Master Qualifying - Sector Analysis Report

Lap S1 Time S1 Spd S2 Time S2 Spd S3 Time S3 Spd Lap Time Pit Lap S1 Time S1 Spd S2 Time S2 Spd S3 Time S3 Spd Lap Time Pit

14 TERRANOVA

ITA

Alan Racing

1	17:57.153	139.5	46.663	199.2	42.798	210.0	19:26.614	7	30.108	153.8	42.474	207.2	41.179	214.9	1:53.761
2	30.481	144.0	44.269	193.2	42.284	211.9	1:57.034	8	30.307	156.1	42.691	205.7	41.516	209.0	1:54.514
3	30.260	150.3	43.043	203.7	41.995	209.0	1:55.298	9	29.986	145.7	43.035	206.8	41.673	210.0	1:54.694
4	30.424	150.0	43.513	203.0	41.775	212.9	1:55.712	10	30.096	156.1	43.287	203.0	41.872	210.9	1:55.255
5	30.841	137.9	44.512	204.5	55.744		2:11.097 Pit								
6	5:09.828	120.8	44.992	204.9	42.160	212.9	6:36.980								

15 GATTO

ITA

Alan Racing

1	17:21.512	131.1	58.740	128.8	46.089	210.0	19:06.341	6	4:26.556	141.4	44.918	203.3	43.426	210.9	5:54.900
2	30.944	156.1	42.712	204.5	41.136	212.9	1:54.792	7	30.520	158.2	43.219	203.7	42.702	212.9	1:56.441
3	30.368	157.5	42.389	205.3	41.338	211.9	1:54.095	8	30.238	158.5	42.250	206.5	41.273	210.0	1:53.761
4	30.483	155.8	42.616	205.3	41.696	210.9	1:54.795	9	30.207	159.2	43.854	204.1	42.315	211.9	1:56.376
5	31.330	151.2	43.047	205.7	49.785		2:04.162 Pit								

16 GOETZ

GER

ISR

1	15:18.987	139.2	45.348	192.5	42.353	212.9	16:46.688	6	30.112	150.0	44.992	176.7	42.240	212.9	1:57.344
2	30.723	152.5	42.246	205.7	41.753	213.9	1:54.722	7	29.851	152.2	41.833	209.3	40.959	211.9	1:52.643
3	30.145	150.0	42.215	208.4	41.751	213.9	1:54.111	8	30.226	151.5	42.407	207.2	46.028		1:58.661 Pit
4	31.500	140.3	43.307	209.7	49.520		2:04.327 Pit								
5	8:39.885	142.5	43.816	194.2	42.461	216.0	10:06.162								

18 COSTA

ITA

Euronova Racing

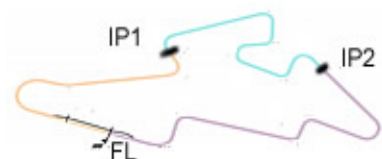
1	10:57.208	141.7	46.283	200.3	45.215	207.1	12:28.706	7	31.035	151.8	42.803	201.8	41.423	212.9	1:55.261
2	30.953	157.2	42.449	204.9	41.478	210.9	1:54.880	8	30.275	155.5	42.494	203.3	41.499	210.9	1:54.268
3	30.351	156.1	42.577	204.1	41.318	211.9	1:54.246	9	30.304	152.2	50.007	201.8	44.411	210.9	2:04.722
4	31.781	122.6	51.808	160.0	45.234	209.0	2:08.823	10	30.307	149.0	43.078	204.5	41.847	212.9	1:55.232
5	30.386	156.1	42.736	205.3	1:13.198		2:26.320 Pit								
6	8:44.979	145.4	46.467	197.0	43.443	197.2	10:14.889								

19 RAGUES

FRA

Euronova Racing

1	10:47.311	145.4	48.028	191.4	42.888	210.0	12:18.227	7	7:28.081	149.3	45.406	203.0	42.549	209.0	8:56.036
2	30.478	156.8	42.503	204.9	41.796	210.0	1:54.777	8	30.630	157.2	43.100	201.8	41.842	210.0	1:55.572
3	30.190	160.0	42.823	203.3	44.543	212.9	1:57.556	9	30.447	155.8	42.852	202.2	41.834	210.9	1:55.133
4	30.477	157.5	43.007	203.0	49.488	209.0	2:02.972	10	30.320	158.2	42.984	205.7	41.850	207.1	1:55.154
5	30.783	154.8	43.053	204.1	41.845	208.0	1:55.681	11	32.503	135.3	50.791	179.7	46.790	211.9	2:10.084
6	31.156	146.9	44.758	196.3	50.515		2:06.429 Pit								



Circuit Length - 5.403 kilometres
Automotodrom
Brno

Weather/Track: Sun 26°/Dry 39°

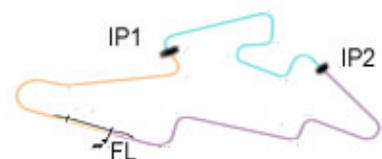
Printed at 17:51, Friday, 15 June, 2007

© MST Systems Ltd, 2005 (www.mstworld.com)

Page 3

International Formula Master Qualifying - Sector Analysis Report

Lap	S1 Time	S1 Spd	S2 Time	S2 Spd	S3 Time	S3 Spd	Lap Time	Pit	Lap	S1 Time	S1 Spd	S2 Time	S2 Spd	S3 Time	S3 Spd	Lap Time	Pit
21 PROVENZANO									ITA ADM Motorsport								
1	11:05.863	129.2	52.699	171.7	46.599	209.0	12:45.161		8	5:48.368	128.3	47.399	199.6	44.283	211.9	7:20.050	
2	31.357	144.2	43.632	204.1	42.621	208.0	1:57.610		9	31.247	153.1	44.594	201.8	42.956	210.9	1:58.797	
3	30.825	149.0	43.745	203.0	42.461	208.0	1:57.031		10	30.792	153.8	43.078	203.0	42.055	208.0	1:55.925	
4	31.076	150.6	43.728	203.0	42.448	207.1	1:57.252		11	31.044	144.8	46.627	199.6	43.168	209.0	2:00.839	
5	31.043	147.2	44.222	203.0	42.688	210.0	1:57.953		12	30.800	150.3	43.403	204.5	42.341	210.0	1:56.544	
6	31.138	149.6	43.890	202.6	43.073	206.1	1:58.101		13	30.771	151.2	43.766	204.5	42.636	209.0	1:57.173	
7	31.743	146.3	44.490	200.7	52.036		2:08.269	Pit									
22 CALIENDO									ITA ADM Motorsport								
1	12:28.075	129.4	48.318	201.4	44.527	208.0	14:00.920		8	31.066	156.5	43.300	204.1	42.538	207.1	1:56.904	
2	31.590	149.3	43.702	205.3	42.973	170.5	1:58.265		9	31.331	155.8	43.577	205.3	42.487	210.0	1:57.395	
3	32.045	155.5	43.288	204.9	42.945	208.0	1:58.278		10	30.996	157.2	43.736	204.5	42.532	210.0	1:57.264	
4	31.292	154.8	43.934	203.3	42.916	209.0	1:58.142		11	31.210	155.5	45.256	200.7	44.508	208.0	2:00.974	
5	31.324	155.1	44.022	203.7	42.958	209.0	1:58.304		12	31.287	154.5	44.119	203.0	55.210		2:10.616	Pit
6	31.338	154.8	45.269	201.1	54.343		2:10.950	Pit									
7	3:57.308	144.8	45.055	201.1	42.926	206.1	5:25.289										
23 ISOHELLA									FIN Team Soderman								
1	11:37.800	97.2	1:01.229	173.9	52.622	206.1	13:31.651		7	30.560	143.1	43.468	204.5	57.843		2:11.871	Pit
2	31.782	143.1	43.912	204.1	41.833	217.0	1:57.527		8	8:15.007	131.6	45.652	201.1	41.898	217.0	9:42.557	
3	30.446	150.9	43.078	204.5	41.563	214.9	1:55.087		9	30.430	146.3	43.467	204.1	41.904	213.9	1:55.801	
4	31.081	137.6	45.076	203.0	44.341	210.9	2:00.498		10	30.591	145.1	43.301	205.7	53.550		2:07.442	Pit
5	30.950	150.9	47.529	198.1	44.463	216.0	2:02.942										
6	30.358	145.1	43.437	203.3	41.718	214.9	1:55.513										
24 LLOBEL									ESP Cram Competition								
1	13:21.377	129.0	49.350	195.2	43.171	210.0	14:53.898		7	6:29.502	136.3	47.238	198.5	43.859	211.9	8:00.599	
2	30.966	157.5	42.878	200.0	41.946	209.0	1:55.790		8	30.631	160.0	42.993	200.7	43.435	208.0	1:57.059	
3	30.877	156.1	50.095	151.8	47.227	204.3	2:08.199		9	30.995	153.5	42.511	204.5	41.382	207.1	1:54.888	
4	30.680	151.8	42.875	201.8	41.774	208.0	1:55.329		10	35.983	122.2	48.620	169.2	45.266	210.0	2:09.869	
5	30.523	159.2	42.774	200.3	41.902	205.2	1:55.199		11	30.555	158.9	42.899	198.8	41.640	206.1	1:55.094	
6	31.273	149.3	43.672	201.4	55.177		2:10.122	Pit									
25 D'AMBROSIO									BEL Cram Competition								
1	14:11.021	148.4	44.613	197.0	42.534	209.0	15:38.168		7	30.148	157.2	42.016	204.9	41.050	211.9	1:53.214	
2	30.167	160.0	42.444	204.9	41.383	210.9	1:53.994		8	30.261	159.2	42.448	204.1	41.046	212.9	1:53.755	
3	30.273	158.2	42.314	206.5	47.162	201.6	1:59.749		9	34.243	131.6	45.552	196.7	41.472	210.0	2:01.267	
4	30.291	158.5	44.595	172.5	46.667	209.0	2:01.553		10	30.284	158.5	42.701	204.1	41.301	210.0	1:54.286	
5	30.520	157.2	42.750	203.3	50.064		2:03.334	Pit									
6	5:42.220	143.4	44.661	198.1	41.579	208.0	7:08.460										



Weather/Track: Sun 26°/Dry 39°

Circuit Length - 5.403 kilometres
Automotodrom
Brno

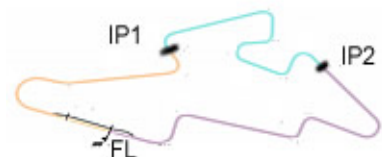
Printed at 17:51, Friday, 15 June, 2007

© MST Systems Ltd, 2005 (www.mstworld.com)

Page 4

International Formula Master Qualifying - Sector Analysis Report

Lap	S1 Time	S1 Spd	S2 Time	S2 Spd	S3 Time	S3 Spd	Lap Time	Pit	Lap	S1 Time	S1 Spd	S2 Time	S2 Spd	S3 Time	S3 Spd	Lap Time	Pit
26 AVILA MAC									Cram Competition								
1	13:35.142	140.3	45.198	204.1	42.264	211.9	15:02.604		7	30.463	152.5	43.055	203.7	45.240	202.5	1:58.758	
2	30.698	147.5	43.403	203.7	41.867	209.0	1:55.968		8	30.627	154.1	43.130	204.9	41.677	210.0	1:55.434	
3	30.389	155.1	43.156	204.1	42.056	210.9	1:55.601		9	32.136	138.4	46.739	154.7	43.152	211.9	2:02.027	
4	30.425	156.5	43.281	206.5	42.121	210.0	1:55.827		10	30.517	151.2	44.027	204.1	43.908	207.1	1:58.452	
5	30.511	154.8	43.745	204.9	46.838		2:01.094	Pit	11	30.787	153.5	45.990	182.7	51.781		2:08.558	Pit
6	4:24.941	140.6	45.241	201.4	42.137	208.0	5:52.319										
27 GRAVES GBR									Team JVA								
1	11:48.978	126.5	1:13.235	129.0	57.278	200.7	13:59.491		7	5:25.215	127.6	46.330	203.7	42.448	207.1	6:53.993	
2	32.229	136.8	44.156	205.3	41.841	209.0	1:58.226		8	33.225	142.8	47.285	205.3	41.719	211.9	2:02.229	
3	30.724	146.9	43.144	206.1	41.730	211.9	1:55.598		9	30.556	143.7	43.269	206.5	44.525	210.9	1:58.350	
4	30.343	149.6	43.233	205.3	41.639	210.9	1:55.215		10	30.679	144.8	43.277	206.5	41.630	208.0	1:55.586	
5	30.854	103.8	46.337	205.3	42.323	210.0	1:59.514		11	30.514	150.3	43.499	206.5	41.651	209.0	1:55.664	
6	30.729	150.6	43.661	205.7	54.578		2:08.968	Pit									
29 CECOTTO JR VEN									Ombra Racing								
1	24:17.846	104.6	58.010	184.6	45.433	214.9	26:01.289		6	2:05.077	142.0	43.840	204.5	41.705	213.9	3:30.622	
2	30.726	149.3	42.886	203.7	41.363	213.9	1:54.975		7	30.264	157.8	46.041	199.6	43.265	210.0	1:59.570	
3	30.297	154.8	42.571	203.3	41.481	213.9	1:54.349		8	30.362	153.8	43.032	201.4	41.184	210.9	1:54.578	
4	30.171	153.8	45.224	151.6	46.932	212.9	2:02.327										
5	30.272	152.5	48.743	192.1	50.496		2:09.511	Pit									
30 MUERMANS NED									Ombra Racing								
1	10:59.625	114.8	53.787	177.9	47.025	211.9	12:40.437		7	31.278	155.8	42.603	204.9	42.030	214.9	1:55.911	
2	31.637	149.0	43.690	202.6	42.669	214.9	1:57.996		8	30.818	153.1	42.836	204.9	42.204	214.9	1:55.858	
3	31.175	156.5	42.882	203.3	42.211	214.9	1:56.268		9	35.049	122.4	57.457	151.0	48.043	216.0	2:20.549	
4	30.968	147.5	43.439	201.8	42.488	213.9	1:56.895		10	30.963	148.1	45.678	179.1	53.378		2:10.019	Pit
5	34.581	118.6	47.025	204.5	53.259		2:14.865	Pit	11	2:36.194	130.1	49.279	197.8	43.507	216.0	4:08.980	
6	3:17.224	122.0	52.104	164.3	45.636	218.0	4:54.964										
31 PERSIANI ITA									Scuderia Fama								
1	10:42.044	128.8	46.275	202.2	43.206	209.0	12:11.525		7	30.480	153.8	42.801	204.5	41.473	210.0	1:54.754	
2	30.329	152.8	42.809	203.3	41.637	210.0	1:54.775		8	30.276	151.8	43.227	204.1	41.580	209.0	1:55.083	
3	30.350	150.9	42.926	204.1	41.482	210.9	1:54.758		9	38.673	113.2	57.441	146.1	52.682	210.9	2:28.796	
4	30.567	151.8	51.293	162.8	55.319		2:17.179	Pit	10	30.262	146.3	43.119	205.7	41.658	210.9	1:55.039	
5	6:54.946	123.7	45.657	204.5	42.638	210.0	8:23.241		11	37.928	122.2	52.017	146.9	1:04.449		2:34.394	Pit
6	30.254	153.5	42.708	204.9	41.421	207.1	1:54.383										
32 TORRE ITA									Scuderia Fama								
1	10:42.770	133.0	46.739	189.1	43.083	210.0	12:12.592		5	10:44.301	135.3	48.182	193.5	53.088		12:25.571	Pit
2	30.231	154.5	43.259	207.6	41.940	210.9	1:55.430		6	6:53.127	116.6	51.338	175.0	54.071		8:38.536	Pit
3	30.397	158.5	43.065	204.1	41.811	204.3	1:55.273										
4	31.107	155.1	43.917	206.1	54.926		2:09.950	Pit									



Weather/Track: Sun 26°/Dry 39°

Circuit Length - 5.403 kilometres
Automotodrom
Brno

International Formula Master Qualifying - Sector Analysis Report

Lap S1 Time S1 Spd S2 Time S2 Spd S3 Time S3 Spd Lap Time Pit Lap S1 Time S1 Spd S2 Time S2 Spd S3 Time S3 Spd Lap Time Pit

33 DE BRUIJN

NED

ADM Motorsport

1	11:35.692	96.1	1:12.213	120.4	59.342	210.0	13:47.247	7	31.182	152.8	43.763	202.6	41.792	212.9	1:56.737
2	31.299	144.5	43.331	204.1	41.651	209.0	1:56.281	8	30.417	147.8	43.404	204.9	41.652	211.9	1:55.473
3	30.674	148.1	43.741	194.9	42.318	210.9	1:56.733	9	30.452	151.8	44.694	151.8	44.220	209.0	1:59.366
4	30.953	145.4	43.550	203.3	41.970	210.0	1:56.473	10	30.697	149.6	43.927	204.1	42.731	210.0	1:57.355
5	31.480	147.8	47.688	201.4	52.906		2:12.074 Pit	11	30.823	156.5	43.751	203.7	42.228	210.9	1:56.802
6	7:30.072	85.0	57.916	109.6	57.078	210.0	9:25.066								

34 SCHRAML

GER

ADM Motorsport

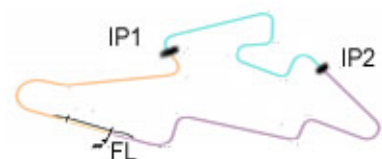
1	12:38.152	130.4	48.960	202.2	43.684	209.0	14:10.796	6	31.043	152.2	43.377	207.2	42.364	210.9	1:56.784
2	30.995	151.8	43.727	204.5	41.907	210.9	1:56.629	7	30.770	154.1	43.818	205.7	50.816		2:05.404 Pit
3	30.858	155.1	43.972	204.5	42.317	211.9	1:57.147	8	53.717	147.5	46.851	203.0	43.137	207.1	2:23.705
4	30.958	152.8	46.533	194.9	54.199		2:11.690 Pit								
5	9:59.545	139.2	46.416	202.2	43.603	210.0	11:29.564								

40 FERRARA

ITA

Euronova Racing

1	11:00.941	141.4	46.140	202.6	43.527	210.0	12:30.608	7	30.595	156.8	47.865	195.6	48.613	211.9	2:07.073
2	30.971	152.8	43.267	204.5	42.117	210.9	1:56.355	8	30.518	155.8	43.115	205.3	41.973	212.9	1:55.606
3	30.577	156.8	42.963	203.7	42.298	210.0	1:55.838	9	30.696	157.2	45.785	187.8	44.228	211.9	2:00.709
4	30.732	152.8	43.359	203.0	57.611		2:11.702 Pit	10	30.640	156.5	43.368	204.1	42.749	210.9	1:56.757
5	7:23.003	126.5	48.547	201.8	42.740	210.0	8:54.290	11	30.804	156.1	47.290	173.0	1:03.799		2:21.893 Pit
6	30.776	156.8	42.830	204.5	41.987	210.9	1:55.593								



Weather/Track: Sun 26°/Dry 39°

Circuit Length - 5.403 kilometres
Automotodrom
Brno

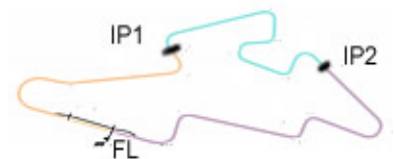
Printed at 17:51, Friday, 15 June, 2007

© MST Systems Ltd, 2005 (www.mstworld.com)

Page 6

International Formula Master Qualifying - Best Sector Speeds Report

SECTOR 1				SECTOR 2				SECTOR 3				
POS	NO	NAME	SPEED	LAP	NO	NAME	SPEED	LAP	NO	NAME	SPEED	LAP
1	2	FREY	160.3	6	16	GOETZ	209.7	4	30	MUERMANS	218.0	6
2	4	CAMPOS HUL	160.3	9	2	FREY	208.0	6	23	ISOHELLA	217.0	2
3	19	RAGUES	160.0	3	32	TORRE	207.6	2	16	GOETZ	216.0	5
4	24	LLOBEL	160.0	8	12	SANCHEZ LOP	207.2	7	2	FREY	214.9	5
5	25	D'AMBROSIO	160.0	2	14	TERRANOVA	207.2	7	6	CANTELLI JR	214.9	2
6	15	GATTO	159.2	9	34	SCHRAML	207.2	6	12	SANCHEZ LOP	214.9	7
7	32	TORRE	158.5	3	8	ANDERSEN	206.8	7	14	TERRANOVA	214.9	7
8	7	VAN DER DRI	157.8	10	6	CANTELLI JR	206.5	5	29	CECOTTO JR	214.9	1
9	29	CECOTTO JR	157.8	7	11	BELLUARDO	206.5	10	7	VAN DER DRI	213.9	7
10	12	SANCHEZ LOP	157.2	9	15	GATTO	206.5	8	4	CAMPOS HUL	212.9	6
11	18	COSTA	157.2	2	25	D'AMBROSIO	206.5	3	8	ANDERSEN	212.9	7
12	22	CALIENDO	157.2	10	26	AVILA	206.5	4	15	GATTO	212.9	2
13	40	FERRARA	157.2	9	27	GRAVES	206.5	9	18	COSTA	212.9	7
14	26	AVILA	156.5	4	4	CAMPOS HUL	206.1	4	19	RAGUES	212.9	3
15	30	MUERMANS	156.5	3	7	VAN DER DRI	206.1	3	25	D'AMBROSIO	212.9	8
16	33	DE BRUIJN	156.5	11	9	PUGLISI	206.1	9	33	DE BRUIJN	212.9	7
17	14	TERRANOVA	156.1	8	3	ANNALA	205.7	4	40	FERRARA	212.9	8
18	5	MAULINI	155.1	8	19	RAGUES	205.7	10	3	ANNALA	211.9	3
19	34	SCHRAML	155.1	3	23	ISOHELLA	205.7	10	5	MAULINI	211.9	7
20	9	PUGLISI	154.1	10	31	PERSIANI	205.7	10	9	PUGLISI	211.9	8
21	8	ANDERSEN	153.8	2	18	COSTA	205.3	5	21	PROVENZANO	211.9	8
22	21	PROVENZANO	153.8	10	22	CALIENDO	205.3	2	24	LLOBEL	211.9	7
23	31	PERSIANI	153.8	7	40	FERRARA	205.3	8	26	AVILA	211.9	1
24	3	ANNALA	152.8	8	5	MAULINI	204.9	2	27	GRAVES	211.9	3
25	6	CANTELLI JR	152.8	2	10	PAVONI	204.9	12	34	SCHRAML	211.9	3
26	16	GOETZ	152.5	2	30	MUERMANS	204.9	7	11	BELLUARDO	210.9	2
27	23	ISOHELLA	150.9	3	33	DE BRUIJN	204.9	8	31	PERSIANI	210.9	3
28	27	GRAVES	150.6	6	21	PROVENZANO	204.5	12	32	TORRE	210.9	2
29	11	BELLUARDO	149.0	7	24	LLOBEL	204.5	9	22	CALIENDO	210.0	9
30					29	CECOTTO JR	204.5	6	10	PAVONI	209.0	10



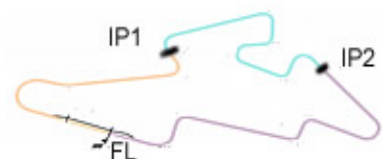
Circuit Length - 5.403 kilometres
Automotodrom
Brno

Weather/Track: Sun 26°/Dry 39°

International Formula Master Qualifying - Best Sector Times Report

POS	SECTOR 1			SECTOR 2			SECTOR 3			IDEAL/BEST LAP COMPARISON					
	NO	TIME	LAP	NO	TIME	LAP	NO	TIME	LAP	NO	NAME	IDEAL	BEST	LAP	DIFF
1	7	29.841	8	16	41.833	7	7	40.617	8	16	GOETZ	1:52.643	1:52.643	7	+ 0.000
2	16	29.851	7	25	42.016	7	12	40.792	7	7	VAN DER DR	1:52.678	1:52.678	8	+ 0.000
3	12	29.880	7	2	42.219	6	16	40.959	7	12	SANCHEZ LO	1:52.958	1:52.958	7	+ 0.000
4	14	29.986	9	7	42.220	8	25	41.046	8	25	D'AMBROSI	1:53.210	1:53.214	7	+ 0.004
5	2	30.060	6	15	42.250	8	15	41.136	2	2	FREY	1:53.522	1:53.522	6	+ 0.000
6	3	30.122	8	12	42.286	7	14	41.179	7	15	GATTO	1:53.593	1:53.761	8	+ 0.168
7	25	30.148	7	8	42.402	7	29	41.184	8	14	TERRANOVA	1:53.639	1:53.761	7	+ 0.122
8	29	30.171	4	18	42.449	2	2	41.243	6	29	CECOTTO JR	1:53.926	1:54.349	3	+ 0.423
9	19	30.190	3	14	42.474	7	18	41.318	3	18	COSTA	1:54.042	1:54.246	3	+ 0.204
10	15	30.207	9	19	42.503	2	4	41.379	7	3	ANNALA	1:54.150	1:54.526	7	+ 0.376
11	6	30.211	8	24	42.511	9	24	41.382	9	8	ANDERSEN	1:54.163	1:54.258	7	+ 0.095
12	32	30.231	2	9	42.520	9	31	41.421	6	4	CAMPOS HU	1:54.292	1:54.349	7	+ 0.057
13	31	30.254	6	3	42.535	7	5	41.428	9	31	PERSIANI	1:54.383	1:54.383	6	+ 0.000
14	18	30.275	8	29	42.571	3	8	41.436	7	9	PUGLISI	1:54.401	1:54.441	9	+ 0.040
15	4	30.283	4	11	42.579	10	3	41.493	7	24	LLOBEL	1:54.416	1:54.888	9	+ 0.472
16	9	30.307	4	30	42.603	7	23	41.563	3	19	RAGUES	1:54.489	1:54.777	2	+ 0.288
17	8	30.325	3	4	42.630	3	9	41.574	9	5	MAULINI	1:54.619	1:54.965	9	+ 0.346
18	27	30.343	4	31	42.708	6	27	41.630	10	11	BELLUARDO	1:54.710	1:54.710	10	+ 0.000
19	11	30.344	10	5	42.812	10	33	41.651	2	6	CANTELLI J	1:54.807	1:54.811	8	+ 0.004
20	23	30.358	6	40	42.830	6	26	41.677	8	23	ISOHELLA	1:54.999	1:55.087	3	+ 0.088
21	5	30.379	10	6	42.870	8	6	41.726	4	32	TORRE	1:55.107	1:55.273	3	+ 0.166
22	26	30.389	3	26	43.055	7	11	41.787	10	27	GRAVES	1:55.117	1:55.215	4	+ 0.098
23	33	30.417	8	32	43.065	3	19	41.796	2	26	AVILA	1:55.121	1:55.434	8	+ 0.313
24	40	30.518	8	21	43.078	10	32	41.811	3	40	FERRARA	1:55.321	1:55.593	6	+ 0.272
25	24	30.523	5	23	43.078	3	34	41.907	2	33	DE BRUIJN	1:55.399	1:55.473	8	+ 0.074
26	34	30.770	7	27	43.144	3	40	41.973	8	30	MUERMANS	1:55.451	1:55.858	8	+ 0.407
27	21	30.771	13	22	43.288	3	30	42.030	7	21	PROVENZAN	1:55.904	1:55.925	10	+ 0.021
28	30	30.818	8	33	43.331	2	21	42.055	10	34	SCHRAML	1:56.054	1:56.629	2	+ 0.575
29	22	30.996	10	34	43.377	6	22	42.487	9	22	CALIENDO	1:56.771	1:56.904	8	+ 0.133

'Perfect Lap' - 1:52.291



Circuit Length - 5.403 kilometres
Automotodrom
Brno

Weather/Track: Sun 26°/Dry 39°

International Formula Master

GRID FOR RACE 1

ROW 15	34	SCHRAML	22	CALIENDO
ROW 14	30	MUERMANS	10	PAVONI
ROW 13	33	DE BRUIJN	40	FERRARA
ROW 12	32	TORRE	26	AVILA
ROW 11	23	ISOHELLA	27	GRAVES
ROW 10	24	LLOBELL	5	MAULINI
ROW 9	19	RAGUES	6	CANTELLI JR
ROW 8	3	ANNALA	11	BELLUARDO
ROW 7	31	PERSIANI	9	PUGLISI
ROW 6	29	CECOTTO JR	4	CAMPOS HULL
ROW 5	18	COSTA	8	ANDERSEN
ROW 4	14	TERRANOVA	15	GATTO
ROW 3	25	D'AMBROSIO	2	FREY
ROW 2	7	VAN DER DRIFT	12	SANCHEZ LOPEZ
ROW 1			16	GOETZ
POLE				
				

Car 21 withdrawn
Weather/Track: Sun 26°/Dry 39°

Brno
Circuit Length = 5.4030 km.
Start: 17:15 End: 17:45

Race Director:	Steward:	Timekeeper:
----------------	----------	-------------

International Formula Master RACE CLASSIFICATION - RACE 1

POS	NO	CL	DRIVER	NAT	TEAM	TIME	LAPS	GAP	KPH	BEST
1	25		Jerome D'AMBROSIO	BEL	Cram Competition	25:07.386	13		167.74	1:54.683
2	16		Maximilian GOETZ	GER	ISR	25:13.217	13	5.831	167.10	1:54.808
3	7		Chris VAN DER DRIFT	NED	J.D. Motorsport	25:13.676	13	6.290	167.05	1:54.805
4	18		Alberto COSTA	ITA	Euronova Racing	25:14.231	13	6.845	166.98	1:54.968
5	2		Rahel FREY	SUI	Jenzer Motorsport	25:25.206	13	17.820	165.78	1:55.709
6	12		Pablo SANCHEZ LOPEZ	MEX	Alan Racing	25:26.232	13	18.846	165.67	1:55.415
7	14		Giuseppe TERRANOVA	ITA	Alan Racing	25:32.695	13	25.309	164.97	1:55.923
8	15		Salvatore GATTO	ITA	Alan Racing	25:33.015	13	25.629	164.94	1:55.788
9	29		Johnny CECOTTO JR	VEN	Ombra Racing	25:33.560	13	26.174	164.88	1:55.981
10	8		Kasper ANDERSEN	DEN	J.D. Motorsport	25:33.956	13	26.570	164.84	1:56.290
11	4		Oliver CAMPOS HULL	ESP	Iris Project	25:41.547	13	34.161	164.03	1:56.556
12	11		Ignazio BELLUARDO	ITA	Promotorsport	25:42.114	13	34.728	163.97	1:56.647
13	3		Juho ANNALA	FIN	Jenzer Motorsport	25:42.731	13	35.345	163.90	1:56.293
14	24		Arturo LLOBELL	ESP	Cram Competition	25:43.259	13	35.873	163.84	1:56.204
15	31		Luca PERSIANI	ITA	Scuderia Fama	25:43.635	13	36.249	163.80	1:56.514
16	32		Massimo TORRE	ITA	Scuderia Fama	25:44.421	13	37.035	163.72	1:57.145
17	40		Luigi FERRARA	ITA	Euronova Racing	25:44.527	13	37.141	163.71	1:56.687
18	19		Pierre RAGUES	FRA	Euronova Racing	25:48.390	13	41.004	163.30	1:56.634
19	23		Sami ISOHELLA	FIN	Team Soderman	25:48.767	13	41.381	163.26	1:57.647
20	9		Marcello PUGLISI	ITA	Promotorsport	25:54.506	13	47.120	162.66	1:57.208
21	33		Nick DE BRUIJN	NED	ADM Motorsport	25:54.732	13	47.346	162.63	1:57.628
22	5		Nicolas MAULINI	SUI	Iris Project	25:54.760	13	47.374	162.63	1:57.396
23	26		Rodolfo AVILA	MAC	Cram Competition	25:59.662	13	52.276	162.12	1:57.457
24	6		Claudio CANTELLI JR	BRA	J.D. Motorsport	25:59.872	13	52.486	162.10	1:57.831
25	27		Tor GRAVES	GBR	Team JVA	26:01.338	13	53.952	161.95	1:57.867
26	10		Mattia PAVONI	ITA	Promotorsport	26:03.900	13	56.514	161.68	1:58.071

NOT CLASSIFIED

22			Michele CALIENDO	ITA	ADM Motorsport	20:05.423	10	D.N.F.	161.36	1:58.191
34			Dominik SCHRAML	GER	ADM Motorsport	20:05.748	10	D.N.F.	161.31	1:58.314
30			Dominick MUERMANS	NED	Ombra Racing	18:15.259	9	D.N.F.	159.83	1:59.199

FASTEST LAP

25			Jerome D'AMBROSIO		Cram Competition	1:54.683	2	169.60kph	105.38mph
----	--	--	--------------------------	--	------------------	----------	---	-----------	-----------

Weather/Track: Bright 21°/Dry 46°

Brno
Circuit Length = 5.4030 km.
Start: 12:29 End: 12:54

Race Director:	Steward:	Timekeeper:
----------------	----------	-------------

International Formula Master

Race 1 - Sector Analysis Report

Lap S1 Time S1 Spd S2 Time S2 Spd S3 Time S3 Spd Lap Time Pit Lap S1 Time S1 Spd S2 Time S2 Spd S3 Time S3 Spd Lap Time Pit

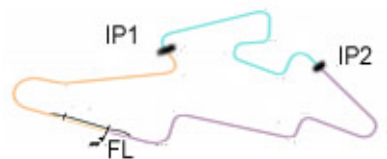
2 FREY SUI Jenzer Motorsport															
1	37.778	148.7	43.516	211.7	41.992	209.0	2:03.286	8	30.690	153.1	43.751	211.3	42.976	204.3	1:57.417
2	30.361	153.1	43.262	210.5	42.137	209.0	1:55.760	9	30.709	156.1	43.552	213.4	42.514	206.1	1:56.775
3	30.564	156.1	43.107	210.5	42.038	206.1	1:55.709	10	30.721	152.5	43.792	210.1	42.609	210.0	1:57.122
4	30.600	154.5	43.562	211.7	42.144	209.0	1:56.306	11	30.705	150.0	44.336	208.8	42.602	207.1	1:57.643
5	30.686	156.1	43.458	212.5	42.061	206.1	1:56.205	12	31.121	150.3	44.731	209.3	42.456	208.0	1:58.308
6	30.497	156.5	43.784	208.4	42.329	207.1	1:56.610	13	30.660	154.1	43.912	209.7	42.629	204.3	1:57.201
7	30.774	152.2	43.717	210.5	42.373	205.2	1:56.864								

3 ANNALA FIN Jenzer Motorsport															
1	39.507	142.5	45.771	211.3	43.028	209.0	2:08.306	8	31.543	140.3	44.371	213.4	43.579	207.1	1:59.493
2	30.897	142.0	44.322	210.9	42.569	208.0	1:57.788	9	30.862	151.5	43.961	211.7	42.826	208.0	1:57.649
3	30.563	148.7	43.390	210.1	42.340	207.1	1:56.293	10	30.738	146.3	44.169	208.4	42.782	209.0	1:57.689
4	30.624	151.5	43.760	210.9	42.614	207.1	1:56.998	11	30.971	146.9	44.007	207.6	42.804	206.1	1:57.782
5	30.576	151.8	44.006	211.7	42.704	208.0	1:57.286	12	31.061	152.5	44.178	208.0	42.533	208.0	1:57.772
6	30.706	152.5	44.223	209.3	42.589	210.0	1:57.518	13	30.961	147.2	45.794	206.1	43.258	208.0	2:00.013
7	30.756	147.2	43.910	209.7	43.478	208.0	1:58.144								

4 CAMPOS HULL ESP Iris Project															
1	39.147	149.0	45.214	209.7	42.726	207.1	2:07.087	8	30.968	157.2	44.127	210.1	42.343	209.0	1:57.438
2	30.755	156.5	43.587	210.9	42.214	206.1	1:56.556	9	30.882	156.5	44.245	210.5	42.809	203.4	1:57.936
3	30.758	156.1	43.781	209.3	42.135	206.1	1:56.674	10	31.002	156.1	44.359	207.6	42.634	209.0	1:57.995
4	30.538	156.1	44.163	209.3	42.364	206.1	1:57.065	11	30.900	154.8	44.335	206.8	42.671	206.1	1:57.906
5	30.720	156.1	44.036	210.9	42.242	207.1	1:56.998	12	30.912	154.5	44.507	208.0	42.719	207.1	1:58.138
6	30.890	152.2	44.424	210.1	42.556	207.1	1:57.870	13	31.190	144.2	46.188	209.7	42.982	206.1	2:00.360
7	30.836	156.1	45.090	185.2	43.598	208.0	1:59.524								

5 MAULINI SUI Iris Project															
1	40.851	145.7	46.203	211.7	43.647	207.1	2:10.701	8	30.882	147.5	44.560	210.1	42.958	206.1	1:58.400
2	31.018	146.6	44.197	210.9	43.525	207.1	1:58.740	9	31.079	142.8	44.339	209.3	42.432	207.1	1:57.850
3	30.808	143.7	43.933	209.3	42.655	204.3	1:57.396	10	31.044	150.0	45.221	208.4	42.816	205.2	1:59.081
4	30.881	148.4	44.653	210.1	42.534	204.3	1:58.068	11	31.521	144.5	44.860	207.6	42.845	206.1	1:59.226
5	31.213	141.4	44.903	210.5	42.599	208.0	1:58.715	12	31.216	144.0	44.846	207.6	43.016	207.1	1:59.078
6	30.804	143.1	44.301	206.8	43.547	203.4	1:58.652	13	31.372	143.4	45.017	209.7	43.283	203.4	1:59.672
7	32.005	145.7	44.562	210.1	42.614	208.0	1:59.181								

6 CANTELLI JR BRA J.D. Motorsport															
1	41.733	122.2	48.094	210.9	43.726	205.2	2:13.553	8	31.116	142.5	44.719	211.7	43.006	204.3	1:58.841
2	31.289	146.9	44.655	211.3	43.183	206.1	1:59.127	9	31.152	151.2	44.235	213.0	42.874	208.0	1:58.261
3	31.020	145.1	44.146	213.4	42.993	205.2	1:58.159	10	31.474	154.1	44.905	211.7	43.346	208.0	1:59.725
4	31.137	147.2	44.933	200.7	43.069	205.2	1:59.139	11	30.882	155.1	45.127	206.8	43.171	208.0	1:59.180
5	30.800	146.6	44.377	208.8	42.654	204.3	1:57.831	12	31.539	141.4	44.974	210.9	43.426	206.1	1:59.939
6	31.022	147.8	44.119	210.1	42.813	207.1	1:57.954	13	31.201	150.9	45.640	209.3	42.758	206.1	1:59.599
7	30.793	151.8	44.845	210.1	42.926	204.3	1:58.564								



Car 8 - transponder working intermittently
Weather/Track: Bright 21°/Dry 46°

Circuit Length - 5.403 kilometres
Automotodrom
Brno

International Formula Master

Race 1 - Sector Analysis Report

Lap S1 Time S1 Spd S2 Time S2 Spd S3 Time S3 Spd Lap Time Pit Lap S1 Time S1 Spd S2 Time S2 Spd S3 Time S3 Spd Lap Time Pit

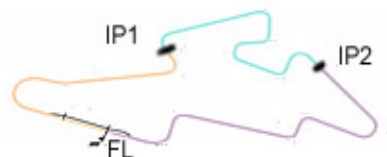
7 VAN DER DRIFT							NED		J.D. Motorsport						
1	35.747	150.9	43.087	210.9	41.359	206.1	2:00.193	8	30.420	150.6	43.480	212.1	41.834	207.1	1:55.734
2	30.226	151.8	42.945	211.3	41.634	208.0	1:54.805	9	30.387	150.9	43.552	213.4	41.855	206.1	1:55.794
3	30.291	151.5	42.993	209.3	41.814	205.2	1:55.098	10	30.303	151.2	43.659	209.3	41.601	209.0	1:55.563
4	30.407	152.2	43.283	210.1	41.893	207.1	1:55.583	11	30.338	147.2	44.259	210.1	42.123	206.1	1:56.720
5	30.215	151.8	43.524	209.3	41.620	208.0	1:55.359	12	30.664	146.9	44.213	214.2	43.442	208.0	1:58.319
6	30.251	150.0	43.435	212.5	41.693	207.1	1:55.379	13	30.743	143.7	44.681	210.1	42.373	204.3	1:57.797
7	30.854	127.6	44.387	212.5	42.091	204.3	1:57.332								

8 ANDERSEN							DEN		J.D. Motorsport						
1							2:07.967	8			1:14.264				1:56.791
2							1:57.264	9			1:14.435	213.0			1:57.035
3							1:56.290	10	30.571	151.5			1:26.434		1:57.005
4							1:57.046	11							1:57.033
5							1:57.279	12	30.520	151.2			1:27.069	210.9	1:57.589
6							1:57.609	13	30.609	154.8	44.131	209.7	42.802	212.9	1:57.542
7							1:57.506								

9 PUGLISI							ITA		Promotorsport						
1	40.251	133.8	46.588	208.4	43.337	208.0	2:10.176	8	31.640	148.4	44.836	206.5	42.681	205.2	1:59.157
2	31.049	153.1	44.168	209.3	43.242	206.1	1:58.459	9	31.283	151.2	44.113	206.5	42.571	206.1	1:57.967
3	30.972	152.2	43.965	208.8	42.271	205.2	1:57.208	10	31.280	154.5	44.318	206.5	42.450	207.1	1:58.048
4	31.002	152.2	44.141	208.4	42.565	204.3	1:57.708	11	31.128	149.6	44.339	204.1	43.622	200.7	1:59.089
5	31.030	153.1	44.000	208.8	42.659	206.1	1:57.689	12	31.995	150.0	44.865	204.9	44.371	202.5	2:01.231
6	31.107	152.2	44.460	207.6	42.745	207.1	1:58.312	13	31.758	149.6	45.009	206.8	43.970	203.4	2:00.737
7	31.720	151.5	44.197	209.7	42.808	206.1	1:58.725								

10 PAVONI							ITA		Promotorsport						
1	46.112	149.6	45.304	210.5	43.719	203.4	2:15.135	8	31.035	155.8	44.653	209.7	42.762	205.2	1:58.450
2	31.404	154.1	44.941	210.1	42.851	208.0	1:59.196	9	31.284	150.9	45.102	205.7	43.033	205.2	1:59.419
3	31.007	153.8	44.099	210.1	43.188	204.3	1:58.294	10	30.913	153.8	44.671	209.3	43.358	208.0	1:58.942
4	30.913	155.1	44.732	208.4	43.255	203.4	1:58.900	11	32.946	147.8	44.908	204.1	43.351	202.5	2:01.205
5	31.643	145.4	45.187	208.4	43.083	204.3	1:59.913	12	30.947	158.5	44.481	203.0	42.885	205.2	1:58.313
6	30.884	157.2	44.547	207.2	42.640	209.0	1:58.071	13	30.921	153.5	44.406	206.1	43.082	202.5	1:58.409
7	31.193	153.8	45.622	206.1	42.838	204.3	1:59.653								

11 BELLUARDO							ITA		Promotorsport						
1	39.840	129.7	46.028	211.7	43.376	207.1	2:09.244	8	31.176	146.0	44.387	203.0	43.122	205.2	1:58.685
2	30.826	146.9	44.118	210.5	42.551	208.0	1:57.495	9	30.696	147.8	44.161	209.3	42.444	207.1	1:57.301
3	30.634	144.0	43.701	211.3	42.312	204.3	1:56.647	10	30.579	144.2	44.586	207.6	42.263	208.0	1:57.428
4	30.651	149.3	43.794	210.1	42.280	206.1	1:56.725	11	30.773	146.9	44.193	208.8	42.509	209.0	1:57.475
5	30.651	141.4	44.218	211.3	42.543	207.1	1:57.412	12	31.080	144.2	44.516	206.1	42.604	205.2	1:58.200
6	30.685	141.4	44.458	210.9	42.557	210.0	1:57.700	13	30.875	131.8	46.454	210.1	43.173	201.6	2:00.502
7	30.564	146.9	44.083	206.5	42.653	210.0	1:57.300								



Car 8 - transponder working intermittently
Weather/Track: Bright 21° / Dry 46°

Circuit Length - 5.403 kilometres
Automotodrom
Brno

International Formula Master

Race 1 - Sector Analysis Report

Lap S1 Time S1 Spd S2 Time S2 Spd S3 Time S3 Spd Lap Time Pit Lap S1 Time S1 Spd S2 Time S2 Spd S3 Time S3 Spd Lap Time Pit

12 SANCHEZ LOPEZ

MEX

Alan Racing

1	38.245	147.5	44.221	208.4	42.152	202.5	2:04.618	8	30.571	149.0	43.832	210.5	42.907	204.3	1:57.310
2	30.380	151.2	43.164	210.1	41.871	210.0	1:55.415	9	30.798	138.7	43.813	212.5	42.185	210.0	1:56.796
3	30.325	147.8	43.388	211.7	41.844	209.0	1:55.557	10	30.705	149.6	43.902	209.7	42.238	210.0	1:56.845
4	30.363	150.6	43.532	212.1	42.009	209.0	1:55.904	11	30.772	149.0	44.083	210.9	42.688	209.0	1:57.543
5	30.565	149.3	43.625	212.5	42.118	207.1	1:56.308	12	30.840	139.5	45.116	210.1	42.665	209.0	1:58.621
6	30.677	143.7	44.466	209.7	42.557	207.1	1:57.700	13	30.705	148.7	43.921	210.5	42.784	205.2	1:57.410
7	30.539	146.6	43.539	210.9	42.127	208.0	1:56.205								

14 TERRANOVA

ITA

Alan Racing

1	38.377	138.7	44.506	211.3	42.340	208.0	2:05.223	8	30.857	144.2	43.764	210.1	42.660	206.1	1:57.281
2	30.658	147.2	43.483	213.4	42.322	210.0	1:56.463	9	30.862	152.5	43.803	211.7	42.375	208.0	1:57.040
3	30.409	147.5	43.467	210.9	42.047	209.0	1:55.923	10	30.756	151.2	43.828	208.0	42.457	210.0	1:57.041
4	30.524	150.9	43.676	211.3	42.360	206.1	1:56.560	11	30.689	147.8	44.342	206.8	42.836	206.1	1:57.867
5	30.612	151.2	43.996	211.3	42.282	208.0	1:56.890	12	31.019	151.8	44.369	207.6	42.984	209.0	1:58.372
6	30.888	148.4	44.226	208.0	42.374	209.0	1:57.488	13	31.072	155.1	44.845	206.8	43.691	204.3	1:59.608
7	30.718	151.8	43.840	209.3	42.381	207.1	1:56.939								

15 GATTO

ITA

Alan Racing

1	38.502	151.2	44.683	212.1	42.455	210.9	2:05.640	8	30.666	153.8	44.050	211.7	42.342	208.0	1:57.058
2	30.531	151.8	43.760	209.7	42.227	209.0	1:56.518	9	31.008	141.7	44.617	212.1	42.204	207.1	1:57.829
3	30.707	155.1	44.487	211.3	42.100	208.0	1:57.294	10	30.714	155.8	43.528	208.8	42.347	209.0	1:56.589
4	30.611	158.9	43.106	210.9	42.071	210.9	1:55.788	11	30.690	153.5	43.830	208.4	42.717	210.0	1:57.237
5	30.553	155.5	43.796	210.9	42.202	210.9	1:56.551	12	31.152	147.8	44.249	208.0	42.911	208.0	1:58.312
6	30.807	127.2	44.492	209.7	42.289	212.9	1:57.588	13	31.016	141.1	44.659	209.7	43.959	208.0	1:59.634
7	30.626	155.1	44.076	209.3	42.275	210.0	1:56.977								

16 GOETZ

GER

ISR

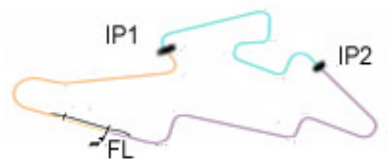
1	35.298	151.2	42.524	212.5	41.560	208.0	1:59.382	8	30.541	146.3	43.238	212.1	41.872	208.0	1:55.651
2	30.371	148.7	42.711	211.3	41.726	208.0	1:54.808	9	30.561	145.7	43.459	211.3	42.012	207.1	1:56.032
3	30.360	148.7	43.045	209.7	41.607	208.0	1:55.012	10	30.604	150.3	43.801	210.5	42.041	209.0	1:56.446
4	30.458	145.1	43.122	207.6	41.854	206.1	1:55.434	11	30.585	144.5	45.220	209.7	42.285	209.0	1:58.090
5	30.400	147.2	43.108	212.5	41.741	208.0	1:55.249	12	30.831	146.0	44.425	206.5	43.336	207.1	1:58.592
6	30.445	145.7	43.194	211.3	41.708	210.0	1:55.347	13	30.750	145.7	44.520	208.8	42.292	209.0	1:57.562
7	30.349	149.0	43.344	210.9	41.919	209.0	1:55.612								

18 COSTA

ITA

Euronova Racing

1	37.304	152.8	43.152	210.1	41.786	207.1	2:02.242	8	30.504	155.1	43.426	208.8	41.775	209.0	1:55.705
2	30.475	146.9	42.845	209.7	41.648	208.0	1:54.968	9	30.627	155.8	43.425	211.7	41.949	206.1	1:56.001
3	30.195	157.2	43.155	209.7	41.829	209.0	1:55.179	10	30.779	153.5	43.797	208.0	41.825	209.0	1:56.401
4	30.482	156.5	43.238	210.5	41.980	209.0	1:55.700	11	30.752	153.8	43.768	206.5	42.017	208.0	1:56.537
5	30.243	156.5	43.361	210.9	41.914	209.0	1:55.518	12	30.948	151.8	43.768	208.0	42.371	207.1	1:57.087
6	30.401	154.8	43.418	209.3	41.831	210.0	1:55.650	13	30.707	155.1	44.039	210.1	42.592	209.0	1:57.338
7	30.521	155.5	43.513	208.8	41.871	208.0	1:55.905								



Car 8 - transponder working intermittently
Weather/Track: Bright 21° / Dry 46°

Circuit Length - 5.403 kilometres
Automotodrom
Brno

International Formula Master

Race 1 - Sector Analysis Report

Lap S1 Time S1 Spd S2 Time S2 Spd S3 Time S3 Spd Lap Time Pit Lap S1 Time S1 Spd S2 Time S2 Spd S3 Time S3 Spd Lap Time Pit

19 RAGUES

FRA

Euronova Racing

1	40.138	133.5	46.315	211.7	43.151	208.0	2:09.604	8	30.850	154.5	44.450	209.3	42.477	206.1	1:57.777
2	30.782	146.6	44.614	201.4	43.053	207.1	1:58.449	9	30.839	155.8	43.977	210.5	42.491	208.0	1:57.307
3	30.712	155.5	43.765	209.3	42.157	206.1	1:56.634	10	30.886	153.8	44.226	209.7	42.627	209.0	1:57.739
4	30.940	137.4	44.429	208.0	42.526	209.0	1:57.895	11	30.861	153.8	44.644	208.8	42.960	210.0	1:58.465
5	30.769	155.1	43.981	209.7	42.623	206.1	1:57.373	12	31.782	144.2	45.265	206.1	43.472	206.1	2:00.519
6	30.950	153.8	44.403	208.4	42.726	208.0	1:58.079	13	31.259	150.6	45.107	206.8	43.953	203.4	2:00.319
7	30.954	151.5	44.318	210.1	42.958	207.1	1:58.230								

22 CALIENDO

ITA

ADM Motorsport

1	42.554	149.6	47.888	208.0	44.271	203.4	2:14.713	7	31.168	150.3	44.565	209.3	42.761	206.1	1:58.494
2	31.461	147.5	44.511	209.7	43.249	206.1	1:59.221	8	30.923	149.0	44.842	208.8	43.268	203.4	1:59.033
3	30.818	150.3	44.292	210.1	43.081	206.1	1:58.191	9	31.119	150.9	44.707	209.3	43.216	205.2	1:59.042
4	30.935	149.0	44.740	209.3	43.187	206.1	1:58.862	10	31.099	153.1	44.512	206.8	44.341	203.4	1:59.952
5	30.954	152.5	44.491	209.3	43.030	204.3	1:58.475								
6	30.977	150.0	44.335	208.4	44.128	203.4	1:59.440								

23 ISOHELLA

FIN

Team Soderman

1	41.417	147.5	46.986	210.9	43.125	214.9	2:11.528	8	31.051	146.6	44.234	207.6	42.375	214.9	1:57.660
2	31.045	157.2	44.778	210.5	43.007	211.9	1:58.830	9	31.198	138.9	44.156	210.5	42.624	216.0	1:57.978
3	31.298	144.0	44.734	209.7	42.270	211.9	1:58.302	10	31.083	141.7	44.473	207.6	42.251	217.0	1:57.807
4	30.715	142.5	44.133	212.5	42.799	213.9	1:57.647	11	31.164	141.7	44.371	208.4	43.309	211.9	1:58.844
5	30.738	142.5	44.640	210.1	42.483	218.0	1:57.861	12	31.283	148.4	44.216	207.6	42.498	214.9	1:57.997
6	31.269	139.2	44.201	209.3	42.821	214.9	1:58.291	13	31.226	145.4	44.219	208.8	42.685	216.0	1:58.130
7	31.323	141.4	43.861	210.9	42.708	211.9	1:57.892								

24 LLOBELL

ESP

Cram Competition

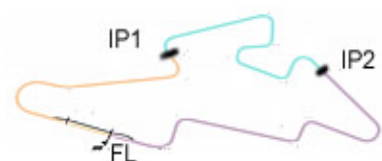
1	40.020	130.1	46.319	208.4	43.494	210.0	2:09.833	8	30.958	149.0	44.723	211.7	43.081	210.0	1:58.762
2	30.934	144.0	44.347	209.3	43.223	207.1	1:58.504	9	31.206	147.2	44.317	210.1	42.472	207.1	1:57.995
3	30.807	150.9	43.745	210.1	42.074	207.1	1:56.626	10	30.876	147.2	44.536	208.4	42.398	210.0	1:57.810
4	30.585	153.5	43.642	209.3	41.977	206.1	1:56.204	11	30.914	149.6	44.690	205.7	42.450	206.1	1:58.054
5	30.695	154.1	43.713	210.9	42.363	206.1	1:56.771	12	30.990	156.1	43.873	208.4	42.132	207.1	1:56.995
6	30.740	148.7	44.258	211.3	42.661	209.0	1:57.659	13	30.828	151.5	45.540	207.2	43.744	202.5	2:00.112
7	30.881	147.5	44.508	209.7	42.545	208.0	1:57.934								

25 D'AMBROSIO

BEL

Cram Competition

1	36.255	156.1	42.980	212.1	41.686	208.0	2:00.921	8	30.275	156.1	42.781	209.7	41.646	206.1	1:54.702
2	30.182	158.9	42.835	211.3	41.666	207.1	1:54.683	9	30.232	156.5	42.874	212.1	42.185	206.1	1:55.291
3	30.167	158.9	43.263	208.8	41.831	207.1	1:55.261	10	30.520	154.1	43.667	211.3	42.015	208.0	1:56.202
4	30.197	158.2	43.093	211.3	42.040	207.1	1:55.330	11	30.291	151.5	44.091	208.4	41.772	205.2	1:56.154
5	30.229	156.8	43.247	214.2	42.004	206.1	1:55.480	12	30.791	155.8	43.115	207.2	42.285	208.0	1:56.191
6	30.309	158.2	43.147	210.1	41.717	210.0	1:55.173	13	30.751	157.2	43.251	207.2	41.774	204.3	1:55.776
7	30.339	142.8	43.931	208.4	41.952	204.3	1:56.222								



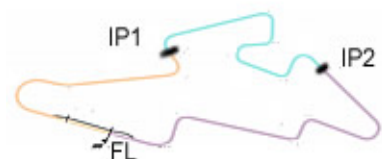
Car 8 - transponder working intermittently
Weather/Track: Bright 21°/Dry 46°

Circuit Length - 5.403 kilometres
Automotodrom
Brno

International Formula Master

Race 1 - Sector Analysis Report

Lap	S1 Time	S1 Spd	S2 Time	S2 Spd	S3 Time	S3 Spd	Lap Time	Pit	Lap	S1 Time	S1 Spd	S2 Time	S2 Spd	S3 Time	S3 Spd	Lap Time	Pit
26 AVILA									MAC Cram Competition								
1	40.920	145.7	47.249	211.3	43.027	207.1	2:11.196		8	30.846	149.3	44.154	212.1	42.994	208.0	1:57.994	
2	31.296	147.2	44.299	211.7	43.283	209.0	1:58.878		9	30.955	152.8	43.944	213.4	42.633	207.1	1:57.532	
3	30.841	144.8	45.896	213.4	42.625	206.1	1:59.362		10	30.870	149.3	44.102	209.7	42.682	207.1	1:57.654	
4	30.782	149.3	44.039	209.7	42.636	210.0	1:57.457		11	30.957	151.8	44.262	208.8	42.485	205.2	1:57.704	
5	30.775	155.1	44.209	212.5	42.904	210.0	1:57.888		12	31.361	144.0	44.842	210.5	44.680	198.0	2:00.883	
6	30.927	140.0	44.425	210.5	42.659	209.0	1:58.011		13	36.326	145.1	44.929	209.3	43.924	203.4	2:05.179	
7	31.619	141.4	45.290	211.3	43.015	207.1	1:59.924										
27 GRAVES									GBR Team JVA								
1	41.330	140.9	47.390	212.1	43.110	207.1	2:11.830		8	31.454	143.7	44.795	208.0	42.681	206.1	1:58.930	
2	31.509	142.5	45.706	211.7	42.794	206.1	2:00.009		9	31.190	143.4	44.511	208.4	42.758	204.3	1:58.459	
3	31.198	144.0	44.542	210.1	42.818	207.1	1:58.558		10	31.388	140.0	45.135	206.1	42.719	207.1	1:59.242	
4	30.859	145.7	44.581	210.5	42.783	206.1	1:58.223		11	31.260	146.9	45.061	206.5	43.310	200.7	1:59.631	
5	31.039	139.5	44.524	206.8	42.735	206.1	1:58.298		12	31.635	142.8	45.006	205.7	42.606	204.3	1:59.247	
6	30.841	141.1	44.504	207.6	42.522	208.0	1:57.867		13	31.641	144.8	47.166	209.3	43.283	205.2	2:02.090	
7	30.939	145.1	45.189	211.3	42.826	209.0	1:58.954										
29 CECOTTO JR									VEN Ombra Racing								
1	38.610	146.6	45.051	211.3	42.438	210.9	2:06.099		8	30.720	147.8	44.044	212.5	42.368	210.9	1:57.132	
2	30.459	146.9	44.022	208.8	41.885	214.9	1:56.366		9	31.616	138.9	44.841	213.8	42.291	212.9	1:58.748	
3	30.433	158.9	43.972	210.5	41.576	210.9	1:55.981		10	30.755	148.4	43.813	208.4	42.142	214.9	1:56.710	
4	30.267	154.8	43.488	212.1	42.392	210.9	1:56.147		11	30.768	149.3	43.890	209.7	42.428	212.9	1:57.086	
5	30.399	153.8	44.135	213.4	42.167	212.9	1:56.701		12	30.992	153.1	44.432	209.7	42.754	216.0	1:58.178	
6	31.005	149.3	44.214	211.3	42.301	213.9	1:57.520		13	30.807	152.8	45.204	207.2	43.871	207.1	1:59.882	
7	30.697	148.7	43.862	212.5	42.451	212.9	1:57.010										
30 MUERMANS									NED Ombra Racing								
1	42.340	134.0	48.030	204.1	44.099	208.0	2:14.469		6	31.471	144.5	44.463	201.8	43.265	204.3	1:59.199	
2	31.436	145.4	46.122	201.8	43.972	208.0	2:01.530		7	31.738	149.3	44.327	199.6	43.569	203.4	1:59.634	
3	31.291	150.3	46.071	167.7	44.250	203.4	2:01.612		8	31.929	144.2	44.592	202.6	43.502	200.7	2:00.023	
4	31.644	147.5	44.618	201.8	43.623	201.6	1:59.885		9	31.628	146.3	44.468	201.8	43.371	204.3	1:59.467	
5	31.675	144.0	44.537	201.1	43.228	203.4	1:59.440										
31 PERSIANI									ITA Scuderia Fama								
1	39.532	148.1	46.051	210.5	43.002	208.0	2:08.585		8	30.878	150.6	44.721	208.8	43.247	206.1	1:58.846	
2	31.006	150.6	44.234	210.9	42.541	208.0	1:57.781		9	30.900	149.3	44.286	210.9	42.666	207.1	1:57.852	
3	30.631	151.8	43.784	208.4	42.099	206.1	1:56.514		10	30.944	148.1	44.364	208.4	42.445	208.0	1:57.753	
4	30.629	150.0	43.871	209.7	42.387	207.1	1:56.887		11	30.989	146.3	45.191	206.8	43.132	207.1	1:59.312	
5	30.702	150.0	44.277	208.8	42.471	208.0	1:57.450		12	30.793	150.0	44.435	206.1	42.602	206.1	1:57.830	
6	30.672	149.3	44.448	208.4	42.506	209.0	1:57.626		13	30.852	146.3	44.718	208.0	43.179	206.1	1:58.749	
7	31.176	145.1	44.483	209.3	42.791	206.1	1:58.450										



Car 8 - transponder working intermittently
Weather/Track: Bright 21°/Dry 46°

Circuit Length - 5.403 kilometres
Automotodrom
Brno

International Formula Master

Race 1 - Sector Analysis Report

Lap S1 Time S1 Spd S2 Time S2 Spd S3 Time S3 Spd Lap Time Pit Lap S1 Time S1 Spd S2 Time S2 Spd S3 Time S3 Spd Lap Time Pit

32 TORRE

ITA

Scuderia Fama

1	41.635	144.5	45.875	212.5	43.552	203.4	2:11.062	8	30.926	155.8	44.025	211.3	42.585	207.1	1:57.536
2	30.880	156.5	44.230	213.0	43.525	207.1	1:58.635	9	30.892	154.1	43.916	212.5	42.337	209.0	1:57.145
3	31.097	149.0	44.495	210.9	41.899	208.0	1:57.491	10	30.858	151.5	44.086	210.5	42.521	209.0	1:57.465
4	30.764	154.8	44.863	208.8	42.296	208.0	1:57.923	11	30.904	148.1	44.425	211.3	42.930	210.9	1:58.259
5	30.695	148.1	44.270	208.4	42.347	206.1	1:57.312	12	30.956	151.2	44.377	208.4	42.562	207.1	1:57.895
6	30.924	154.8	43.866	208.0	42.521	209.0	1:57.311	13	31.154	151.8	44.252	211.3	43.408	204.3	1:58.814
7	31.038	152.2	43.857	211.3	42.678	207.1	1:57.573								

33 DE BRUIJN

NED

ADM Motorsport

1	41.905	122.2	47.522	208.4	43.059	209.0	2:12.486	8	31.084	153.8	44.378	210.1	42.491	210.0	1:57.953
2	31.140	153.8	44.717	211.7	42.499	210.0	1:58.356	9	31.136	152.5	44.229	211.3	42.610	209.0	1:57.975
3	31.030	143.4	45.259	211.3	42.499	209.0	1:58.788	10	30.997	156.8	44.394	209.3	42.566	211.9	1:57.957
4	31.210	153.5	44.189	210.1	42.572	208.0	1:57.971	11	30.916	153.5	44.097	208.8	42.615	207.1	1:57.628
5	31.010	154.5	44.138	209.3	42.588	209.0	1:57.736	12	30.910	153.1	44.743	209.7	44.231	201.6	1:59.884
6	30.989	152.2	44.403	209.7	42.734	208.0	1:58.126	13	31.482	150.0	44.790	211.7	44.009	202.5	2:00.281
7	31.254	145.7	45.484	211.7	42.853	208.0	1:59.591								

34 SCHRAML

GER

ADM Motorsport

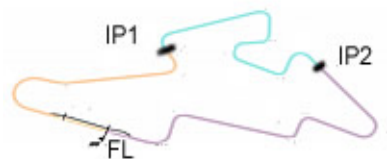
1	43.199	137.1	47.487	212.1	44.679	209.0	2:15.365	7	31.447	153.5	44.855	211.3	42.738	208.0	1:59.040
2	31.462	145.4	45.150	209.7	42.909	209.0	1:59.521	8	31.039	154.1	45.002	210.9	42.678	207.1	1:58.719
3	30.841	147.8	44.654	209.3	42.819	205.2	1:58.314	9	31.170	149.6	44.570	212.1	43.254	210.0	1:58.994
4	30.955	150.9	44.493	213.0	42.914	206.1	1:58.362	10	31.395	152.5	45.125	204.9	43.337	208.0	1:59.857
5	31.410	143.7	44.599	208.8	42.769	207.1	1:58.778								
6	31.304	152.5	44.599	206.5	42.895	209.0	1:58.798								

40 FERRARA

ITA

Euronova Racing

1	41.933	152.8	47.433	206.8	42.810	210.0	2:12.176	8	31.112	149.6	44.116	209.7	42.198	209.0	1:57.426
2	31.244	147.2	44.450	208.8	42.552	212.9	1:58.246	9	30.885	154.5	43.691	212.1	42.111	210.0	1:56.687
3	30.898	140.0	44.661	209.7	42.143	208.0	1:57.702	10	30.634	150.9	44.157	208.4	42.394	212.9	1:57.185
4	30.611	154.5	44.497	210.5	42.679	210.9	1:57.787	11	30.834	153.1	44.976	207.2	42.379	213.9	1:58.189
5	30.878	152.5	44.406	213.8	42.893	209.0	1:58.177	12	30.984	148.4	44.599	209.7	42.583	210.9	1:58.166
6	30.870	154.8	44.054	211.7	42.692	209.0	1:57.616	13	30.944	150.9	44.337	211.3	42.971	210.0	1:58.252
7	30.791	152.8	43.642	213.0	42.485	211.9	1:56.918								



Car 8 - transponder working intermittently
Weather/Track: Bright 21°/Dry 46°

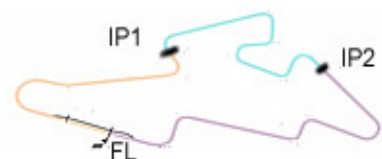
Circuit Length - 5.403 kilometres
Automotodrom
Brno

International Formula Master Race 1 - Best Sector Speeds Report

SECTOR 1				SECTOR 2				SECTOR 3				
POS	NO	NAME	SPEED	LAP	NO	NAME	SPEED	LAP	NO	NAME	SPEED	LAP
1	15	GATTO	158.9	4	7	VAN DER DRI	214.2	12	23	ISOHELLA	218.0	5
2	25	D'AMBROSIO	158.9	2	25	D'AMBROSIO	214.2	5	29	CECOTTO JR	216.0	12
3	29	CECOTTO JR	158.9	3	29	CECOTTO JR	213.8	9	40	FERRARA	213.9	11
4	10	PAVONI	158.5	12	40	FERRARA	213.8	5	8	ANDERSEN	212.9	13
5	4	CAMPOS HUL	157.2	8	2	FREY	213.4	9	15	GATTO	212.9	6
6	18	COSTA	157.2	3	3	ANNALA	213.4	8	33	DE BRUIJN	211.9	10
7	23	ISOHELLA	157.2	2	6	CANTELLI JR	213.4	3	32	TORRE	210.9	11
8	33	DE BRUIJN	156.8	10	14	TERRANOVA	213.4	2	2	FREY	210.0	10
9	2	FREY	156.5	6	26	AVILA	213.4	3	3	ANNALA	210.0	6
10	32	TORRE	156.5	2	8	ANDERSEN	213.0	9	11	BELLUARDO	210.0	6
11	24	LLOBELL	156.1	12	32	TORRE	213.0	2	12	SANCHEZ LOP	210.0	2
12	19	RAGUES	155.8	9	34	SCHRAML	213.0	4	14	TERRANOVA	210.0	2
13	6	CANTELLI JR	155.1	11	12	SANCHEZ LOP	212.5	5	16	GOETZ	210.0	6
14	14	TERRANOVA	155.1	13	16	GOETZ	212.5	1	18	COSTA	210.0	6
15	26	AVILA	155.1	5	23	ISOHELLA	212.5	4	19	RAGUES	210.0	11
16	8	ANDERSEN	154.8	13	15	GATTO	212.1	1	24	LLOBELL	210.0	1
17	40	FERRARA	154.8	6	27	GRAVES	212.1	1	25	D'AMBROSIO	210.0	6
18	9	PUGLISI	154.5	10	5	MAULINI	211.7	1	26	AVILA	210.0	4
19	34	SCHRAML	154.1	8	11	BELLUARDO	211.7	1	34	SCHRAML	210.0	9
20	22	CALIENDO	153.1	10	18	COSTA	211.7	9	4	CAMPOS HUL	209.0	8
21	3	ANNALA	152.5	6	19	RAGUES	211.7	1	7	VAN DER DRI	209.0	10
22	7	VAN DER DRI	152.2	4	24	LLOBELL	211.7	8	10	PAVONI	209.0	6
23	31	PERSIANI	151.8	3	33	DE BRUIJN	211.7	2	27	GRAVES	209.0	7
24	12	SANCHEZ LOP	151.2	2	4	CAMPOS HUL	210.9	2	31	PERSIANI	209.0	6
25	16	GOETZ	151.2	1	31	PERSIANI	210.9	2	5	MAULINI	208.0	5
26	30	MUERMANS	150.3	3	10	PAVONI	210.5	1	6	CANTELLI JR	208.0	9
27	5	MAULINI	150.0	10	22	CALIENDO	210.1	3	9	PUGLISI	208.0	1
28	11	BELLUARDO	149.3	4	9	PUGLISI	209.7	7	30	MUERMANS	208.0	1
29	27	GRAVES	146.9	11	30	MUERMANS	204.1	1	22	CALIENDO	206.1	2



Car 8 - transponder working intermittently
Weather/Track: Bright 21°/Dry 46°

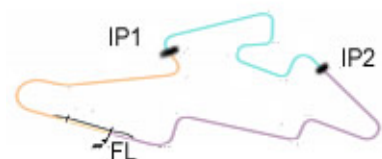


Circuit Length - 5.403 kilometres
Automotodrom
Brno

International Formula Master Race 1 - Best Sector Times Report

POS	SECTOR 1			SECTOR 2			SECTOR 3			IDEAL/BEST LAP COMPARISON					
	NO	TIME	LAP	NO	TIME	LAP	NO	TIME	LAP	NO	NAME	IDEAL	BEST	LAP	DIFF
1	25	30.167	3	16	42.524	1	7	41.359	1	16	GOETZ	1:54.433	1:54.808	2	+ 0.375
2	18	30.195	3	25	42.781	8	16	41.560	1	7	VAN DER DR	1:54.519	1:54.805	2	+ 0.286
3	7	30.215	5	18	42.845	2	29	41.576	3	25	D'AMBROSI	1:54.594	1:54.683	2	+ 0.089
4	29	30.267	4	7	42.945	2	25	41.646	8	18	COSTA	1:54.688	1:54.968	2	+ 0.280
5	12	30.325	3	15	43.106	4	18	41.648	2	29	CECOTTO JR	1:55.331	1:55.981	3	+ 0.650
6	16	30.349	7	2	43.107	3	12	41.844	3	12	SANCHEZ LO	1:55.333	1:55.415	2	+ 0.082
7	2	30.361	2	12	43.164	2	32	41.899	3	2	FREY	1:55.460	1:55.709	3	+ 0.249
8	14	30.409	3	3	43.390	3	24	41.977	4	15	GATTO	1:55.708	1:55.788	4	+ 0.080
9	8	30.520	12	14	43.467	3	2	41.992	1	14	TERRANOVA	1:55.923	1:55.923	3	+ 0.000
10	15	30.531	2	29	43.488	4	14	42.047	3	24	LLOBELL	1:56.204	1:56.204	4	+ 0.000
11	4	30.538	4	4	43.587	2	15	42.071	4	4	CAMPOS HU	1:56.260	1:56.556	2	+ 0.296
12	3	30.563	3	24	43.642	4	31	42.099	3	3	ANNALA	1:56.293	1:56.293	3	+ 0.000
13	11	30.564	7	40	43.642	7	40	42.111	9	40	FERRARA	1:56.364	1:56.687	9	+ 0.323
14	24	30.585	4	11	43.701	3	4	42.135	3	32	TORRE	1:56.451	1:57.145	9	+ 0.694
15	40	30.611	4	19	43.765	3	19	42.157	3	31	PERSIANI	1:56.512	1:56.514	3	+ 0.002
16	31	30.629	4	31	43.784	3	23	42.251	10	11	BELLUARDO	1:56.528	1:56.647	3	+ 0.119
17	32	30.695	5	32	43.857	7	11	42.263	10	19	RAGUES	1:56.634	1:56.634	3	+ 0.000
18	19	30.712	3	23	43.861	7	9	42.271	3	23	ISOHELLA	1:56.827	1:57.647	4	+ 0.820
19	23	30.715	4	5	43.933	3	3	42.340	3	5	MAULINI	1:57.169	1:57.396	3	+ 0.227
20	26	30.775	5	26	43.944	9	5	42.432	9	26	AVILA	1:57.204	1:57.457	4	+ 0.253
21	6	30.793	7	9	43.965	3	26	42.485	11	9	PUGLISI	1:57.208	1:57.208	3	+ 0.000
22	5	30.804	6	33	44.097	11	33	42.491	8	8	ANDERSEN	1:57.453	1:56.290	3	+ 1.163
23	22	30.818	3	10	44.099	3	27	42.522	6	33	DE BRUIJN	1:57.498	1:57.628	11	+ 0.130
24	27	30.841	6	6	44.119	6	10	42.640	6	6	CANTELLI J	1:57.566	1:57.831	5	+ 0.265
25	34	30.841	3	8	44.131	13	6	42.654	5	10	PAVONI	1:57.623	1:58.071	6	+ 0.448
26	10	30.884	6	22	44.292	3	34	42.678	8	27	GRAVES	1:57.867	1:57.867	6	+ 0.000
27	33	30.910	12	30	44.327	7	22	42.761	7	22	CALIENDO	1:57.871	1:58.191	3	+ 0.320
28	9	30.972	3	34	44.493	4	8	42.802	13	34	SCHRAML	1:58.012	1:58.314	3	+ 0.302
29	30	31.291	3	27	44.504	6	30	43.228	5	30	MUERMANS	1:58.846	1:59.199	6	+ 0.353

'Perfect Lap' - 1:54.050



Car 8 - transponder working intermittently
Weather/Track: Bright 21°/Dry 46°

Circuit Length - 5.403 kilometres
Automotodrom
Brno

International Formula Master

LAP CHART - RACE 1

Lap 1			Lap 2			Lap 3			Lap 4			Lap 5		
No	Behind	Laptime	No	Behind	Laptime	No	Behind	Laptime	No	Behind	Laptime	No	Behind	Laptime
16		1:59.382	16		1:54.808	16		1:55.012	16		1:55.434	16		1:55.249
7	0.811	2:00.193	7	0.808	1:54.805	7	0.894	1:55.098	7	1.043	1:55.583	7	1.153	1:55.359
25	1.539	2:00.921	25	1.414	1:54.683	25	1.663	1:55.261	25	1.559	1:55.330	25	1.790	1:55.480
18	2.860	2:02.242	18	3.020	1:54.968	18	3.187	1:55.179	18	3.453	1:55.700	18	3.722	1:55.518
2	3.904	2:03.286	2	4.856	1:55.760	2	5.553	1:55.709	2	6.425	1:56.306	2	7.381	1:56.205
12	5.236	2:04.618	12	5.843	1:55.415	12	6.388	1:55.557	12	6.858	1:55.904	12	7.917	1:56.308
14	5.841	2:05.223	14	7.496	1:56.463	14	8.407	1:55.923	14	9.533	1:56.560	14	11.174	1:56.890
15	6.258	2:05.640	15	7.968	1:56.518	29	9.244	1:55.981	29	9.957	1:56.147	29	11.409	1:56.701
29	6.717	2:06.099	29	8.275	1:56.366	15	10.250	1:57.294	15	10.604	1:55.788	15	11.906	1:56.551
4	7.705	2:07.087	4	9.453	1:56.556	4	11.115	1:56.674	4	12.746	1:57.065	4	14.495	1:56.998
8	8.585	2:07.967	8	11.041	1:57.264	8	12.319	1:56.290	8	13.931	1:57.046	8	15.961	1:57.279
3	8.924	2:08.306	3	11.904	1:57.788	3	13.185	1:56.293	3	14.749	1:56.998	3	16.786	1:57.286
31	9.203	2:08.585	31	12.176	1:57.781	31	13.678	1:56.514	31	15.131	1:56.887	31	17.332	1:57.450
11	9.862	2:09.244	11	12.549	1:57.495	11	14.184	1:56.647	11	15.475	1:56.725	11	17.638	1:57.412
19	10.222	2:09.604	19	13.863	1:58.449	19	15.485	1:56.634	24	16.531	1:56.204	24	18.053	1:56.771
24	10.451	2:09.833	24	14.147	1:58.504	24	15.761	1:56.626	19	17.946	1:57.895	19	20.070	1:57.373
9	10.794	2:10.176	9	14.445	1:58.459	9	16.641	1:57.208	9	18.915	1:57.708	9	21.355	1:57.689
5	11.319	2:10.701	5	15.251	1:58.740	5	17.635	1:57.396	5	20.269	1:58.068	32	22.538	1:57.312
32	11.680	2:11.062	32	15.507	1:58.635	32	17.986	1:57.491	32	20.475	1:57.923	5	23.735	1:58.715
26	11.814	2:11.196	26	15.884	1:58.878	40	18.922	1:57.702	40	21.275	1:57.787	40	24.203	1:58.177
23	12.146	2:11.528	23	16.168	1:58.830	23	19.458	1:58.302	23	21.671	1:57.647	23	24.283	1:57.861
27	12.448	2:11.830	40	16.232	1:58.246	26	20.234	1:59.362	26	22.257	1:57.457	26	24.896	1:57.888
40	12.794	2:12.176	33	16.652	1:58.356	33	20.428	1:58.788	33	22.965	1:57.971	33	25.452	1:57.736
33	13.104	2:12.486	27	17.649	2:00.009	27	21.195	1:58.558	27	23.984	1:58.223	27	27.033	1:58.298
6	14.171	2:13.553	6	18.490	1:59.127	6	21.637	1:58.159	6	25.342	1:59.139	6	27.924	1:57.831
30	15.087	2:14.469	22	19.744	1:59.221	22	22.923	1:58.191	22	26.351	1:58.862	22	29.577	1:58.475
22	15.331	2:14.713	10	20.141	1:59.196	10	23.423	1:58.294	10	26.889	1:58.900	34	30.455	1:58.778
10	15.753	2:15.135	34	20.696	1:59.521	34	23.998	1:58.314	34	26.926	1:58.362	10	31.553	1:59.913
34	15.983	2:15.365	30	21.809	2:01.530	30	28.409	2:01.612	30	32.860	1:59.885	30	37.051	1:59.440

Weather/Track: Bright 21°/Dry 46°

www.mstworld.com

Page 1 of 3

Brno
Circuit Length = 5.4030 km.
Start: 12:29 End: 12:54

Printed - 12:58 Saturday, 16 June 2007

International Formula Master

LAP CHART - RACE 1

(contd.)

Lap 6			Lap 7			Lap 8			Lap 9			Lap 10		
No	Behind	Laptime	No	Behind	Laptime	No	Behind	Laptime	No	Behind	Laptime	No	Behind	Laptime
16		1:55.347	16		1:55.612	16		1:55.651	16		1:56.032	16		1:56.446
7	1.185	1:55.379	25	2.226	1:56.222	25	1.277	1:54.702	25	0.536	1:55.291	25	0.292	1:56.202
25	1.616	1:55.173	7	2.905	1:57.332	7	2.988	1:55.734	7	2.750	1:55.794	7	1.867	1:55.563
18	4.025	1:55.650	18	4.318	1:55.905	18	4.372	1:55.705	18	4.341	1:56.001	18	4.296	1:56.401
2	8.644	1:56.610	2	9.896	1:56.864	2	11.662	1:57.417	2	12.405	1:56.775	2	13.081	1:57.122
12	10.270	1:57.700	12	10.863	1:56.205	12	12.522	1:57.310	12	13.286	1:56.796	12	13.685	1:56.845
14	13.315	1:57.488	14	14.642	1:56.939	14	16.272	1:57.281	14	17.280	1:57.040	14	17.875	1:57.041
29	13.582	1:57.520	29	14.980	1:57.010	29	16.461	1:57.132	15	18.716	1:57.829	15	18.859	1:56.589
15	14.147	1:57.588	15	15.512	1:56.977	15	16.919	1:57.058	29	19.177	1:58.748	29	19.441	1:56.710
4	17.018	1:57.870	8	20.117	1:57.506	8	21.257	1:56.791	8	22.260	1:57.035	8	22.819	1:57.005
8	18.223	1:57.609	4	20.930	1:59.524	4	22.717	1:57.438	4	24.621	1:57.936	4	26.170	1:57.995
3	18.957	1:57.518	3	21.489	1:58.144	11	24.713	1:58.685	11	25.982	1:57.301	11	26.964	1:57.428
31	19.611	1:57.626	11	21.679	1:57.300	3	25.331	1:59.493	3	26.948	1:57.649	3	28.191	1:57.689
11	19.991	1:57.700	31	22.449	1:58.450	31	25.644	1:58.846	31	27.464	1:57.852	31	28.771	1:57.753
24	20.365	1:57.659	24	22.687	1:57.934	24	25.798	1:58.762	24	27.761	1:57.995	24	29.125	1:57.810
19	22.802	1:58.079	19	25.420	1:58.230	19	27.546	1:57.777	19	28.821	1:57.307	19	30.114	1:57.739
9	24.320	1:58.312	32	26.463	1:57.573	32	28.348	1:57.536	32	29.461	1:57.145	32	30.480	1:57.465
32	24.502	1:57.311	9	27.433	1:58.725	40	29.553	1:57.426	40	30.208	1:56.687	40	30.947	1:57.185
40	26.472	1:57.616	40	27.778	1:56.918	9	30.939	1:59.157	9	32.874	1:57.967	9	34.476	1:58.048
5	27.040	1:58.652	23	29.507	1:57.892	23	31.516	1:57.660	23	33.462	1:57.978	23	34.823	1:57.807
23	27.227	1:58.291	5	30.609	1:59.181	5	33.358	1:58.400	5	35.176	1:57.850	26	36.923	1:57.654
26	27.560	1:58.011	26	31.872	1:59.924	26	34.215	1:57.994	26	35.715	1:57.532	5	37.811	1:59.081
33	28.231	1:58.126	33	32.210	1:59.591	33	34.512	1:57.953	33	36.455	1:57.975	33	37.966	1:57.957
27	29.553	1:57.867	27	32.895	1:58.954	27	36.174	1:58.930	27	38.601	1:58.459	27	41.397	1:59.242
6	30.531	1:57.954	6	33.483	1:58.564	6	36.673	1:58.841	6	38.902	1:58.261	6	42.181	1:59.725
22	33.670	1:59.440	22	36.552	1:58.494	22	39.934	1:59.033	22	42.944	1:59.042	22	46.450	1:59.952
34	33.906	1:58.798	34	37.334	1:59.040	34	40.402	1:58.719	34	43.364	1:58.994	34	46.775	1:59.857
10	34.277	1:58.071	10	38.318	1:59.653	10	41.117	1:58.450	10	44.504	1:59.419	10	47.000	1:58.942
30	40.903	1:59.199	30	44.925	1:59.634	30	49.297	2:00.023	30	52.732	1:59.467			

Weather/Track: Bright 21°/Dry 46°

www.mstworld.com

Page 2 of 3

Brno
Circuit Length = 5.4030 km.
Start: 12:29 End: 12:54

Printed - 12:58 Saturday, 16 June 2007

**International Formula Master
LAP CHART - RACE 1**

(contd.)

Lap 11			Lap 12			Lap 13			Lap 14			Lap 15		
No	Behind	Laptime	No	Behind	Laptime	No	Behind	Laptime	No	Behind	Laptime	No	Behind	Laptime
25		1:56.154	25		1:56.191	25		1:55.776						
16	1.644	1:58.090	16	4.045	1:58.592	16	5.831	1:57.562						
7	2.141	1:56.720	7	4.269	1:58.319	7	6.290	1:57.797						
18	4.387	1:56.537	18	5.283	1:57.087	18	6.845	1:57.338						
2	14.278	1:57.643	2	16.395	1:58.308	2	17.820	1:57.201						
12	14.782	1:57.543	12	17.212	1:58.621	12	18.846	1:57.410						
14	19.296	1:57.867	14	21.477	1:58.372	14	25.309	1:59.608						
15	19.650	1:57.237	15	21.771	1:58.312	15	25.629	1:59.634						
29	20.081	1:57.086	29	22.068	1:58.178	29	26.174	1:59.882						
8	23.406	1:57.033	8	24.804	1:57.589	8	26.570	1:57.542						
4	27.630	1:57.906	4	29.577	1:58.138	4	34.161	2:00.360						
11	27.993	1:57.475	11	30.002	1:58.200	11	34.728	2:00.502						
3	29.527	1:57.782	3	31.108	1:57.772	3	35.345	2:00.013						
24	30.733	1:58.054	24	31.537	1:56.995	24	35.873	2:00.112						
31	31.637	1:59.312	31	33.276	1:57.830	31	36.249	1:58.749						
19	32.133	1:58.465	32	33.997	1:57.895	32	37.035	1:58.814						
32	32.293	1:58.259	40	34.665	1:58.166	40	37.141	1:58.252						
40	32.690	1:58.189	19	36.461	2:00.519	19	41.004	2:00.319						
9	37.119	1:59.089	23	39.027	1:57.997	23	41.381	1:58.130						
23	37.221	1:58.844	9	42.159	2:01.231	9	47.120	2:00.737						
26	38.181	1:57.704	33	42.841	1:59.884	33	47.346	2:00.281						
33	39.148	1:57.628	26	42.873	2:00.883	5	47.374	1:59.672						
5	40.591	1:59.226	5	43.478	1:59.078	26	52.276	2:05.179						
27	44.582	1:59.631	27	47.638	1:59.247	6	52.486	1:59.599						
6	44.915	1:59.180	6	48.663	1:59.939	27	53.952	2:02.090						
10	51.759	2:01.205	10	53.881	1:58.313	10	56.514	1:58.409						

Weather/Track: Bright 21°/Dry 46°

Brno
Circuit Length = 5.4030 km.
Start: 12:29 End: 12:54

International Formula Master WARM UP

POS	NO	CL	DRIVER	NAT	TEAM	TIME	LAPS	GAP	KPH
1	12		Pablo SANCHEZ LOPEZ	MEX	Alan Racing	1:53.792	8		170.93
2	15		Salvatore GATTO	ITA	Alan Racing	1:54.104	8	0.312	170.46
3	7		Chris VAN DER DRIFT	NED	J.D. Motorsport	1:54.293	8	0.501	170.18
4	19		Pierre RAGUES	FRA	Euronova Racing	1:54.392	8	0.600	170.03
5	14		Giuseppe TERRANOVA	ITA	Alan Racing	1:54.452	8	0.660	169.94
6	29		Johnny CECOTTO JR	VEN	Ombra Racing	1:54.588	7	0.796	169.74
7	8		Kasper ANDERSEN	DEN	J.D. Motorsport	1:54.779	7	0.987	169.46
8	25		Jerome D'AMBROSIO	BEL	Cram Competition	1:55.054	8	1.262	169.05
9	11		Ignazio BELLUARDO	ITA	Promotorsport	1:55.132	8	1.340	168.94
10	18		Alberto COSTA	ITA	Euronova Racing	1:55.375	8	1.583	168.58
11	33		Nick DE BRUIJN	NED	ADM Motorsport	1:55.427	8	1.635	168.51
12	26		Rodolfo AVILA	MAC	Cram Competition	1:55.604	8	1.812	168.25
13	40		Luigi FERRARA	ITA	Euronova Racing	1:55.614	8	1.822	168.23
14	16		Maximilian GOETZ	GER	ISR	1:55.713	7	1.921	168.09
15	6		Claudio CANTELLI JR	BRA	J.D. Motorsport	1:56.056	8	2.264	167.59
16	5		Nicolas MAULINI	SUI	Iris Project	1:56.147	7	2.355	167.46
17	22		Michele CALIENDO	ITA	ADM Motorsport	1:56.310	7	2.518	167.23
18	4		Oliver CAMPOS HULL	ESP	Iris Project	1:56.363	8	2.571	167.15
19	24		Arturo LLOBELL	ESP	Cram Competition	1:56.451	8	2.659	167.03
20	9		Marcello PUGLISI	ITA	Promotorsport	1:56.487	7	2.695	166.97
21	2		Rahel FREY	SUI	Jenzer Motorsport	1:56.606	8	2.814	166.80
22	3		Juho ANNALA	FIN	Jenzer Motorsport	1:56.683	6	2.891	166.69
23	23		Sami ISOHELLA	FIN	Team Soderman	1:56.709	8	2.917	166.66
24	32		Massimo TORRE	ITA	Scuderia Fama	1:56.797	7	3.005	166.53
25	10		Mattia PAVONI	ITA	Promotorsport	1:56.952	8	3.160	166.31
26	34		Dominik SCHRAML	GER	ADM Motorsport	1:56.996	6	3.204	166.25
27	31		Luca PERSIANI	ITA	Scuderia Fama	1:57.058	7	3.266	166.16
28	30		Dominick MUERMANS	NED	Ombra Racing	1:57.576	8	3.784	165.43
29	27		Tor GRAVES	GBR	Team JVA	1:57.667	8	3.875	165.30

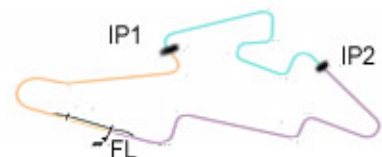
Weather/Track: Sun 22°/Dry 26°

Brno
Circuit Length = 5.4030 km.
Start: 10:00 End: 10:15

Race Director:	Steward:	Timekeeper:
----------------	----------	-------------

International Formula Master Warm Up - Sector Analysis Report

Lap	S1 Time	S1 Spd	S2 Time	S2 Spd	S3 Time	S3 Spd	Lap Time	Pit	Lap	S1 Time	S1 Spd	S2 Time	S2 Spd	S3 Time	S3 Spd	Lap Time	Pit
2 FREY SUI Jenzer Motorsport																	
1	11:03.461	90.1	51.056	181.5	43.730	210.0	12:38.247		6	31.018	152.2	44.142	209.3	42.599	211.9	1:57.759	
2	30.799	155.5	43.559	208.4	42.320	209.0	1:56.678		7	30.696	154.5	44.236	206.8	42.555	212.9	1:57.487	
3	30.669	150.0	43.827	206.8	42.110	213.9	1:56.606		8	30.562	151.5	44.211	211.7	42.597	211.9	1:57.370	
4	30.499	152.8	43.921	208.8	42.380	213.9	1:56.800										
5	30.601	152.5	44.250	205.3	42.782	210.9	1:57.633										
3 ANNALA FIN Jenzer Motorsport																	
1	11:01.649	125.0	49.657	203.3	44.678	206.1	12:35.984		5	30.820	145.7	44.336	205.7	51.883		2:07.039	Pit
2	31.469	146.9	43.925	205.3	45.510	208.0	2:00.904		6	4:40.909	146.9	44.115	206.5	42.426	208.0	6:07.450	
3	30.641	150.3	43.774	204.1	42.268	210.0	1:56.683										
4	30.642	149.0	43.862	206.5	42.279	211.9	1:56.783										
4 CAMPOS HULL ESP Iris Project																	
1	10:50.938	139.5	46.004	206.8	44.155	206.1	12:21.097		6	30.671	155.8	44.631	206.8	42.360	210.0	1:57.662	
2	30.807	153.1	44.016	207.2	42.427	210.9	1:57.250		7	30.745	153.8	44.173	208.0	42.193	210.9	1:57.111	
3	30.600	156.5	44.056	208.8	42.421	209.0	1:57.077		8	30.821	150.9	44.618	206.1	55.097		2:10.536	Pit
4	31.029	155.5	44.002	206.5	42.158	210.9	1:57.189										
5	30.552	157.8	43.695	205.7	42.116	208.0	1:56.363										
5 MAULINI SUI Iris Project																	
1	11:56.382	129.4	49.985	180.0	45.029	206.1	13:31.396		5	31.227	119.8	46.617	164.3	43.791	210.9	2:01.635	
2	31.242	151.5	43.382	205.3	41.997	209.0	1:56.621		6	30.888	152.2	43.847	208.0	42.480	211.9	1:57.215	
3	30.744	150.0	43.416	206.5	42.169	210.9	1:56.329		7	31.844	148.4	44.076	206.5	42.587	210.9	1:58.507	
4	30.570	151.2	43.278	206.1	42.299	208.0	1:56.147										
6 CANTELLI JR BRA J.D. Motorsport																	
1	11:39.044	119.4	48.766	205.3	45.488	211.9	13:13.298		6	30.386	147.2	43.724	208.0	41.951	218.0	1:56.061	
2	31.424	138.1	44.080	207.2	42.282	216.0	1:57.786		7	30.363	149.3	43.708	205.3	41.985	218.0	1:56.056	
3	31.065	146.3	43.823	205.7	41.873	214.9	1:56.761		8	30.492	150.9	43.802	207.6	41.877	213.9	1:56.171	
4	30.701	149.0	43.687	205.7	42.415	218.0	1:56.803										
5	30.434	148.4	49.149	179.4	43.331	217.0	2:02.914										
7 VAN DER DRIFT NED J.D. Motorsport																	
1	11:55.307	131.6	47.833	201.1	43.153	206.1	13:26.293		6	30.211	154.8	43.098	206.1	41.379	209.0	1:54.688	
2	30.858	150.6	42.954	204.9	41.471	208.0	1:55.283		7	30.094	153.5	43.185	207.2	41.552	210.9	1:54.831	
3	30.270	153.1	42.792	206.5	41.231	210.0	1:54.293		8	30.215	151.8	43.580	207.6	41.589	209.0	1:55.384	
4	30.265	153.1	42.971	206.5	41.456	210.0	1:54.692										
5	30.865	125.8	43.321	205.3	41.650	210.9	1:55.836										



Circuit Length - 5.403 kilometres
Automotodrom
Brno

Weather/Track: Sun 22°/Dry 26°

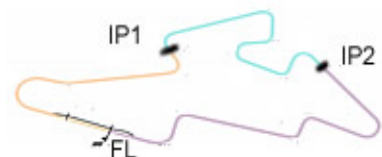
Printed at 10:20, Sunday, 17 June, 2007

© MST Systems Ltd, 2005 (www.mstworld.com)

Page 1

International Formula Master Warm Up - Sector Analysis Report

Lap	S1 Time	S1 Spd	S2 Time	S2 Spd	S3 Time	S3 Spd	Lap Time	Pit	Lap	S1 Time	S1 Spd	S2 Time	S2 Spd	S3 Time	S3 Spd	Lap Time	Pit
8 ANDERSEN DEN J.D. Motorsport																	
1	10:42.655	138.4	45.341	200.7	42.389	205.2	12:10.385		5	3:08.219	149.6	43.867	208.4	41.830	210.0	4:33.916	
2	30.809	146.3	42.833	206.5	41.545	208.0	1:55.187		6	30.562	146.6	43.388	208.0	41.904	213.9	1:55.854	
3	30.476	150.0	42.868	207.6	41.435	210.0	1:54.779		7	30.381	149.3	43.677	209.3	42.145	211.9	1:56.203	
4	30.351	150.6	43.535	204.9	49.224		2:03.110	Pit									
9 PUGLISI ITA Promotorsport																	
1	11:48.772	146.0	45.498	204.5	43.111	206.1	13:17.381		5	43.268	65.5	45.123	204.1	42.242	209.0	2:10.633	
2	31.230	150.3	44.221	204.1	43.228	209.0	1:58.679		6	31.132	151.2	43.710	204.9	42.260	210.9	1:57.102	
3	30.974	152.8	43.529	205.7	42.228	210.9	1:56.731		7	31.181	151.2	43.806	206.1	42.332	210.9	1:57.319	
4	30.970	154.5	43.307	204.1	42.210	209.0	1:56.487										
10 PAVONI ITA Promotorsport																	
1	10:56.397	135.5	46.005	205.7	46.672	207.1	12:29.074		6	30.793	150.9	44.661	203.7	42.483	207.1	1:57.937	
2	31.655	134.0	45.510	198.8	43.052	208.0	2:00.217		7	30.581	154.1	44.858	201.8	42.606	205.2	1:58.045	
3	30.601	149.6	44.144	204.1	42.207	209.0	1:56.952		8	30.317	153.1	44.478	205.3	42.767	198.9	1:57.562	
4	30.522	144.8	44.657	206.5	42.716	210.0	1:57.895										
5	30.654	147.5	44.612	204.9	42.620	207.1	1:57.886										
11 BELLUARDO ITA Promotorsport																	
1	10:59.444	134.8	45.301	206.1	43.878	209.0	12:28.623		6	30.383	146.9	43.424	207.6	41.891	210.0	1:55.698	
2	31.848	138.7	45.222	204.9	42.351	210.9	1:59.421		7	30.297	149.3	43.704	207.2	42.127	210.9	1:56.128	
3	30.252	150.3	43.419	205.7	41.894	210.0	1:55.565		8	30.365	145.1	43.573	210.1	42.392	208.0	1:56.330	
4	30.299	147.5	43.157	206.8	41.676	209.0	1:55.132										
5	30.012	147.5	43.788	208.4	41.900	210.0	1:55.700										
12 SANCHEZ LOPEZ MEX Alan Racing																	
1	11:24.631	112.3	54.624	194.2	43.597	203.4	13:02.852		6	30.274	153.1	42.834	207.2	41.375	213.9	1:54.483	
2	30.630	151.2	43.201	206.8	41.575	208.0	1:55.406		7	30.122	153.8	42.545	210.5	41.412	210.9	1:54.079	
3	30.197	152.2	42.813	206.1	41.203	210.0	1:54.213		8	30.106	154.1	44.205	206.1	43.403	211.9	1:57.714	
4	30.013	153.5	42.657	206.5	41.122	210.9	1:53.792										
5	29.903	153.8	50.080	184.6	42.697	210.9	2:02.680										
14 TERRANOVA ITA Alan Racing																	
1	11:18.271	120.8	51.140	201.1	45.635	210.0	12:55.046		6	30.416	155.5	43.494	209.3	42.552	211.9	1:56.462	
2	31.343	147.2	43.570	207.2	41.944	212.9	1:56.857		7	30.593	151.5	43.592	210.5	42.118	217.0	1:56.303	
3	30.248	151.8	42.875	208.4	41.880	210.9	1:55.003		8	30.584	152.2	44.221	206.8	41.811	213.9	1:56.616	
4	30.062	159.2	42.628	208.4	41.762	213.9	1:54.452										
5	30.018	152.5	43.038	207.2	41.844	213.9	1:54.900										



Weather/Track: Sun 22° / Dry 26°

Circuit Length - 5.403 kilometres
Automotodrom
Brno

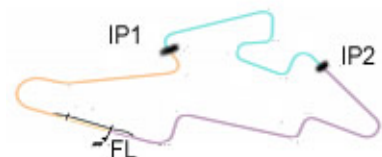
Printed at 10:20, Sunday, 17 June, 2007

© MST Systems Ltd, 2005 (www.mstworld.com)

Page 2

International Formula Master Warm Up - Sector Analysis Report

Lap	S1 Time	S1 Spd	S2 Time	S2 Spd	S3 Time	S3 Spd	Lap Time	Pit	Lap	S1 Time	S1 Spd	S2 Time	S2 Spd	S3 Time	S3 Spd	Lap Time	Pit
15 GATTO ITA Alan Racing																	
1	11:16.551	126.9	51.188	188.4	46.941	208.0	12:54.680		6	30.384	159.6	43.249	209.3	41.762	211.9	1:55.395	
2	33.198	136.6	45.042	205.3	42.195	210.9	2:00.435		7	30.471	153.5	43.377	209.7	42.000	214.9	1:55.848	
3	30.408	161.0	42.432	207.6	41.264	211.9	1:54.104		8	30.391	149.6	48.302	206.1	54.355		2:13.048	Pit
4	30.321	156.8	42.756	205.7	41.360	211.9	1:54.437										
5	30.247	161.0	46.796	204.9	41.776	210.9	1:58.819										
16 GOETZ GER ISR																	
1	10:58.454	139.5	45.139	190.8	44.362	211.9	12:27.955		5	30.035	157.8	43.323	208.4	47.891		2:01.249	Pit
2	32.017	149.3	44.959	204.1	44.960	208.0	2:01.936		6	2:47.248	145.7	45.049	193.5	41.739	216.0	4:14.036	
3	32.311	135.5	45.073	153.4	46.966	213.9	2:04.350		7	29.924	154.1	44.262	198.5	41.527	217.0	1:55.713	
4	30.570	150.3	43.534	208.0	49.326	212.9	2:03.430										
18 COSTA ITA Euronova Racing																	
1	11:00.825	122.0	58.483	183.0	44.569	207.1	12:43.877		6	30.532	152.5	43.565	208.8	41.756	212.9	1:55.853	
2	31.203	152.8	43.501	207.2	42.341	209.0	1:57.045		7	33.466	110.2	44.204	206.8	42.277	213.9	1:59.947	
3	30.459	153.1	43.392	206.1	41.524	211.9	1:55.375		8	30.474	152.2	43.932	208.4	42.087	208.0	1:56.493	
4	30.357	151.2	43.518	207.6	41.667	212.9	1:55.542										
5	30.467	155.8	48.405	198.5	41.777	212.9	2:00.649										
19 RAGUES FRA Euronova Racing																	
1	10:43.059	135.5	45.887	197.4	42.967	207.1	12:11.913		6	30.523	157.2	43.224	206.1	41.519	210.9	1:55.266	
2	30.615	155.1	43.036	205.7	41.672	209.0	1:55.323		7	30.464	155.8	43.446	204.9	42.109	210.0	1:56.019	
3	30.234	155.8	42.641	206.8	41.517	210.0	1:54.392		8	30.430	155.8	43.361	206.5	41.809	211.9	1:55.600	
4	30.321	155.5	43.137	207.2	41.851	211.9	1:55.309										
5	30.397	154.8	42.989	204.5	41.602	210.0	1:54.988										
22 CALIENDO ITA ADM Motorsport																	
1	10:47.864	112.6	48.873	189.4	45.917	204.3	12:22.654		5	1:51.190	156.5	43.796	205.7	42.258	207.1	3:17.244	
2	31.583	147.5	44.097	205.7	42.427	210.0	1:58.107		6	30.717	150.6	43.552	205.7	42.231	210.0	1:56.500	
3	30.716	152.5	43.740	205.3	42.272	210.9	1:56.728		7	30.391	150.6	43.594	205.3	42.325	207.1	1:56.310	
4	30.819	151.8	44.682	208.8	51.179		2:06.680	Pit									
23 ISOHELLA FIN Team Soderman																	
1	10:55.176	123.4	46.427	210.1	45.557	217.0	12:27.160		6	31.079	153.1	44.375	207.2	42.546	216.0	1:58.000	
2	32.243	140.6	44.638	208.4	42.629	217.0	1:59.510		7	30.885	142.5	44.392	207.6	42.625	218.0	1:57.902	
3	32.389	130.4	46.666	207.6	44.055	216.0	2:03.110		8	30.861	140.9	44.744	206.8	42.529	217.0	1:58.134	
4	30.506	147.5	43.877	208.0	42.326	217.0	1:56.709										
5	30.798	148.1	44.165	205.3	42.431	214.9	1:57.394										

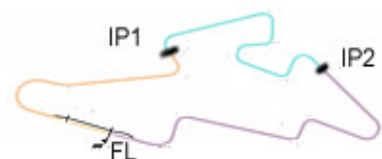


Weather/Track: Sun 22° / Dry 26°

Circuit Length - 5.403 kilometres
Automotodrom
Brno

International Formula Master Warm Up - Sector Analysis Report

Lap	S1 Time	S1 Spd	S2 Time	S2 Spd	S3 Time	S3 Spd	Lap Time	Pit	Lap	S1 Time	S1 Spd	S2 Time	S2 Spd	S3 Time	S3 Spd	Lap Time	Pit
24 LLOBELL ESP									Cram Competition								
1	11:03.144	129.7	47.570	200.7	43.106	205.2	12:33.820		6	30.615	151.2	43.587	208.4	42.249	211.9	1:56.451	
2	30.792	154.1	43.750	206.5	44.148	211.9	1:58.690		7	30.476	157.5	43.918	208.0	42.486	213.9	1:56.880	
3	30.366	154.8	49.190	124.8	42.767	213.9	2:02.323		8	30.613	142.2	46.291	207.6	42.441	208.0	1:59.345	
4	30.419	156.8	43.701	207.6	42.418	210.9	1:56.538										
5	30.575	150.9	44.016	207.6	42.278	211.9	1:56.869										
25 D'AMBROSIO BEL									Cram Competition								
1	11:08.344	147.5	48.762	203.0	43.740	204.3	12:40.846		6	30.470	156.5	43.192	208.0	41.401	211.9	1:55.063	
2	31.017	152.5	43.704	206.5	42.337	211.9	1:57.058		7	30.518	155.1	43.119	208.8	41.806	212.9	1:55.443	
3	30.481	155.5	46.841	158.3	49.270	210.9	2:06.592		8	30.358	155.8	43.591	210.1	41.771	208.0	1:55.720	
4	30.469	158.2	42.932	205.7	41.653	209.0	1:55.054										
5	30.522	159.2	43.696	202.6	42.041	209.0	1:56.259										
26 AVILA MAC									Cram Competition								
1	11:24.700	129.4	46.105	207.2	43.304	207.1	12:54.109		6	30.446	154.8	44.212	209.7	42.313	212.9	1:56.971	
2	34.155	132.8	47.188	205.7	44.430	210.0	2:05.773		7	30.453	153.1	43.511	210.9	42.254	210.9	1:56.218	
3	30.948	153.1	44.782	208.0	42.405	210.0	1:58.135		8	30.423	152.2	43.668	210.9	42.069	211.9	1:56.160	
4	30.478	153.8	44.375	207.2	41.933	210.9	1:56.786										
5	30.509	151.8	43.328	208.8	41.767	213.9	1:55.604										
27 GRAVES GBR									Team JVA								
1	10:53.404	131.1	47.737	204.9	45.006	204.3	12:26.147		6	33.588	105.7	49.809	206.5	42.759	208.0	2:06.156	
2	32.831	138.4	44.653	205.7	42.608	206.1	2:00.092		7	30.893	147.8	44.281	206.5	42.493	212.9	1:57.667	
3	31.264	143.1	44.939	205.7	42.877	209.0	1:59.080		8	30.900	148.4	48.990	207.2	56.337		2:16.227 Pit	
4	30.955	145.4	44.390	206.1	42.911	210.0	1:58.256										
5	31.034	144.0	44.307	204.5	42.608	208.0	1:57.949										
29 CECOTTO JR VEN									Ombra Racing								
1	10:50.436	137.6	44.766	201.8	41.657	212.9	12:16.859		5	30.055	150.3	43.178	205.7	41.619	211.9	1:54.852	
2	30.391	147.8	43.898	207.2	41.463	214.9	1:55.752		6	31.127	148.7	44.080	205.7	49.464		2:04.671 Pit	
3	30.107	153.5	42.969	207.2	41.512	216.0	1:54.588		7	2:38.033	143.4	43.832	208.0	48.691	216.0	4:10.556	
4	30.166	147.2	43.273	206.8	41.498	217.0	1:54.937										
30 MUERMANS NED									Ombra Racing								
1	10:51.385	126.9	46.160	205.3	44.209	211.9	12:21.754		6	30.864	146.6	44.390	204.9	42.762	213.9	1:58.016	
2	31.334	146.9	44.113	205.7	42.520	216.0	1:57.967		7	30.937	148.4	44.956	206.1	42.634	214.9	1:58.527	
3	30.988	148.7	45.564	178.8	43.264	214.9	1:59.816		8	30.806	146.0	44.665	206.1	43.378	214.9	1:58.849	
4	30.908	153.5	43.911	207.2	42.757	214.9	1:57.576										
5	30.835	149.0	44.406	204.5	43.635	214.9	1:58.876										



Circuit Length - 5.403 kilometres
Automotodrom
Brno

Weather/Track: Sun 22° / Dry 26°

Printed at 10:20, Sunday, 17 June, 2007

© MST Systems Ltd, 2005 (www.mstworld.com)

Page 4

International Formula Master Warm Up - Sector Analysis Report

Lap S1 Time S1 Spd S2 Time S2 Spd S3 Time S3 Spd Lap Time Pit Lap S1 Time S1 Spd S2 Time S2 Spd S3 Time S3 Spd Lap Time Pit

31 PERSIANI ITA Scuderia Fama															
1	11:35.650	127.2	49.633	175.3	45.179	201.6	13:10.462	5	31.052	143.4	44.030	204.9	42.473	208.0	1:57.555
2	34.309	106.9	46.541	191.1	46.049	210.0	2:06.899	6	30.979	144.8	44.119	204.9	42.474	209.0	1:57.572
3	32.118	149.6	45.694	209.3	42.116	212.9	1:59.928	7	30.841	146.9	44.155	205.3	42.641	210.0	1:57.637
4	30.570	150.9	43.969	204.9	42.519	209.0	1:57.058								

32 TORRE ITA Scuderia Fama															
1	11:39.588	118.0	47.519	200.3	44.494	202.5	13:11.601	5	30.970	147.2	43.933	206.5	42.140	211.9	1:57.043
2	34.203	129.2	47.196	179.7	43.966	207.1	2:05.365	6	30.780	150.6	43.806	208.4	42.368	209.0	1:56.954
3	31.120	155.1	43.680	207.6	41.997	210.0	1:56.797	7	30.670	149.0	44.064	208.8	42.494	212.9	1:57.228
4	30.839	150.6	45.296	206.1	46.812	207.1	2:02.947								

33 DE BRUIJN NED ADM Motorsport															
1	11:43.412	136.8	45.432	204.1	43.672	208.0	13:12.516	6	30.515	150.3	43.525	205.7	41.928	210.9	1:55.968
2	31.571	142.0	43.833	206.1	42.081	210.9	1:57.485	7	30.429	156.5	43.676	207.2	41.997	211.9	1:56.102
3	30.619	149.6	43.528	204.9	41.842	210.9	1:55.989	8	30.550	154.8	43.961	207.6	42.030	211.9	1:56.541
4	30.471	153.5	43.073	206.1	41.883	210.9	1:55.427								
5	30.470	153.8	43.551	205.3	41.875	210.9	1:55.896								

34 SCHRAML GER ADM Motorsport															
1	10:47.039	131.1	48.486	189.4	44.442	205.2	12:19.967	5	3:43.261	147.8	44.390	205.7	42.567	210.9	5:10.218
2	31.340	150.0	43.923	206.1	42.493	209.0	1:57.756	6	30.721	146.0	44.022	206.1	42.253	211.9	1:56.996
3	30.796	150.9	44.122	205.7	42.502	210.0	1:57.420								
4	32.446	145.1	44.930	206.8	50.362		2:07.738 Pit								

40 FERRARA ITA Euronova Racing															
1	10:44.920	125.2	50.260	171.1	50.016	204.3	12:25.196	6	30.638	155.8	48.436	167.9	42.904	211.9	2:01.978
2	36.891	110.4	55.078	161.4	45.381	209.0	2:17.350	7	30.414	159.6	43.771	208.0	42.072	214.9	1:56.257
3	30.677	154.8	43.407	203.0	42.226	209.0	1:56.310	8	30.598	152.8	43.953	206.1	41.938	214.9	1:56.489
4	30.591	155.1	43.282	205.3	41.741	210.9	1:55.614								
5	30.547	154.8	43.556	205.3	41.878	210.9	1:55.981								

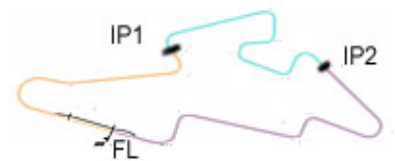


Circuit Length - 5.403 kilometres
Automotodrom
Brno

Weather/Track: Sun 22°/Dry 26°

International Formula Master Warm Up - Best Sector Speeds Report

SECTOR 1				SECTOR 2				SECTOR 3				
POS	NO	NAME	SPEED	LAP	NO	NAME	SPEED	LAP	NO	NAME	SPEED	LAP
1	15	GATTO	161.0	3	2	FREY	211.7	8	6	CANTELLI JR	218.0	4
2	40	FERRARA	159.6	7	26	AVILA	210.9	7	23	ISOHELLA	218.0	7
3	14	TERRANOVA	159.2	4	12	SANCHEZ LOP	210.5	7	14	TERRANOVA	217.0	7
4	25	D'AMBROSIO	159.2	5	14	TERRANOVA	210.5	7	16	GOETZ	217.0	7
5	4	CAMPOS HUL	157.8	5	11	BELLUARDO	210.1	8	29	CECOTTO JR	217.0	4
6	16	GOETZ	157.8	5	23	ISOHELLA	210.1	1	30	MUERMANS	216.0	2
7	24	LLOBELL	157.5	7	25	D'AMBROSIO	210.1	8	15	GATTO	214.9	7
8	19	RAGUES	157.2	6	15	GATTO	209.7	7	40	FERRARA	214.9	7
9	22	CALIENDO	156.5	5	8	ANDERSEN	209.3	7	2	FREY	213.9	3
10	33	DE BRUIJN	156.5	7	31	PERSIANI	209.3	3	8	ANDERSEN	213.9	6
11	18	COSTA	155.8	5	4	CAMPOS HUL	208.8	3	12	SANCHEZ LOP	213.9	6
12	2	FREY	155.5	2	18	COSTA	208.8	6	18	COSTA	213.9	7
13	32	TORRE	155.1	3	22	CALIENDO	208.8	4	24	LLOBELL	213.9	3
14	7	VAN DER DRI	154.8	6	32	TORRE	208.8	7	26	AVILA	213.9	5
15	26	AVILA	154.8	6	16	GOETZ	208.4	5	25	D'AMBROSIO	212.9	7
16	9	PUGLISI	154.5	4	24	LLOBELL	208.4	6	27	GRAVES	212.9	7
17	10	PAVONI	154.1	7	5	MAULINI	208.0	6	31	PERSIANI	212.9	3
18	12	SANCHEZ LOP	154.1	8	6	CANTELLI JR	208.0	6	32	TORRE	212.9	7
19	29	CECOTTO JR	153.5	3	29	CECOTTO JR	208.0	7	3	ANNALA	211.9	4
20	30	MUERMANS	153.5	4	40	FERRARA	208.0	7	5	MAULINI	211.9	6
21	23	ISOHELLA	153.1	6	7	VAN DER DRI	207.6	8	19	RAGUES	211.9	4
22	5	MAULINI	152.2	6	33	DE BRUIJN	207.6	8	33	DE BRUIJN	211.9	7
23	6	CANTELLI JR	150.9	8	19	RAGUES	207.2	4	34	SCHRAML	211.9	6
24	31	PERSIANI	150.9	4	27	GRAVES	207.2	8	4	CAMPOS HUL	210.9	2
25	34	SCHRAML	150.9	3	30	MUERMANS	207.2	4	7	VAN DER DRI	210.9	5
26	8	ANDERSEN	150.6	4	34	SCHRAML	206.8	4	9	PUGLISI	210.9	3
27	3	ANNALA	150.3	3	3	ANNALA	206.5	4	11	BELLUARDO	210.9	2
28	11	BELLUARDO	150.3	3	10	PAVONI	206.5	4	22	CALIENDO	210.9	3
29	27	GRAVES	148.4	8	9	PUGLISI	206.1	7	10	PAVONI	210.0	4



Circuit Length - 5.403 kilometres
Automotodrom
Brno

Weather/Track: Sun 22°/Dry 26°

International Formula Master Warm Up - Best Sector Times Report

POS	SECTOR 1			SECTOR 2			SECTOR 3			IDEAL/BEST LAP COMPARISON					
	NO	TIME	LAP	NO	TIME	LAP	NO	TIME	LAP	NO	NAME	IDEAL	BEST	LAP	DIFF
1	12	29.903	5	15	42.432	3	12	41.122	4	12	SANCHEZ LO	1:53.570	1:53.792	4	+ 0.222
2	16	29.924	7	12	42.545	7	7	41.231	3	15	GATTO	1:53.943	1:54.104	3	+ 0.161
3	11	30.012	5	14	42.628	4	15	41.264	3	7	VAN DER DR	1:54.117	1:54.293	3	+ 0.176
4	14	30.018	5	19	42.641	3	25	41.401	6	19	RAGUES	1:54.392	1:54.392	3	+ 0.000
5	29	30.055	5	7	42.792	3	8	41.435	3	14	TERRANOVA	1:54.408	1:54.452	4	+ 0.044
6	7	30.094	7	8	42.833	2	29	41.463	2	29	CECOTTO JR	1:54.487	1:54.588	3	+ 0.101
7	19	30.234	3	25	42.932	4	19	41.517	3	8	ANDERSEN	1:54.619	1:54.779	3	+ 0.160
8	15	30.247	5	29	42.969	3	18	41.524	3	25	D'AMBROSI	1:54.691	1:55.054	4	+ 0.363
9	10	30.317	8	33	43.073	4	16	41.527	7	16	GOETZ	1:54.774	1:55.713	7	+ 0.939
10	8	30.351	4	11	43.157	4	11	41.676	4	11	BELLUARDO	1:54.845	1:55.132	4	+ 0.287
11	18	30.357	4	5	43.278	4	40	41.741	4	18	COSTA	1:55.273	1:55.375	3	+ 0.102
12	25	30.358	8	40	43.282	4	14	41.762	4	33	DE BRUIJN	1:55.344	1:55.427	4	+ 0.083
13	6	30.363	7	9	43.307	4	26	41.767	5	40	FERRARA	1:55.437	1:55.614	4	+ 0.177
14	24	30.366	3	16	43.323	5	33	41.842	3	26	AVILA	1:55.518	1:55.604	5	+ 0.086
15	22	30.391	7	26	43.328	5	6	41.873	3	5	MAULINI	1:55.845	1:56.147	4	+ 0.302
16	40	30.414	7	18	43.392	3	5	41.997	2	6	CANTELLI J	1:55.923	1:56.056	7	+ 0.133
17	26	30.423	8	22	43.552	6	32	41.997	3	2	FREY	1:56.168	1:56.606	3	+ 0.438
18	33	30.429	7	2	43.559	2	2	42.110	3	22	CALIENDO	1:56.174	1:56.310	7	+ 0.136
19	2	30.499	4	24	43.587	6	4	42.116	5	24	LLOBELL	1:56.202	1:56.451	6	+ 0.249
20	23	30.506	4	32	43.680	3	31	42.116	3	32	TORRE	1:56.347	1:56.797	3	+ 0.450
21	4	30.552	5	6	43.687	4	10	42.207	3	4	CAMPOS HU	1:56.363	1:56.363	5	+ 0.000
22	5	30.570	4	4	43.695	5	9	42.210	4	9	PUGLISI	1:56.487	1:56.487	4	+ 0.000
23	31	30.570	4	3	43.774	3	22	42.231	6	31	PERSIANI	1:56.655	1:57.058	4	+ 0.403
24	3	30.641	3	23	43.877	4	24	42.249	6	10	PAVONI	1:56.668	1:56.952	3	+ 0.284
25	32	30.670	7	30	43.911	4	34	42.253	6	3	ANNALA	1:56.683	1:56.683	3	+ 0.000
26	34	30.721	6	34	43.923	2	3	42.268	3	23	ISOHELLA	1:56.709	1:56.709	4	+ 0.000
27	30	30.806	8	31	43.969	4	23	42.326	4	34	SCHRAML	1:56.897	1:56.996	6	+ 0.099
28	27	30.893	7	10	44.144	3	27	42.493	7	30	MUERMANS	1:57.237	1:57.576	4	+ 0.339
29	9	30.970	4	27	44.281	7	30	42.520	2	27	GRAVES	1:57.667	1:57.667	7	+ 0.000

'Perfect Lap' - 1:53.457



Circuit Length - 5.403 kilometres
Automotodrom
Brno

Weather/Track: Sun 22°/Dry 26°

International Formula Master

GRID FOR RACE 2

ROW 15		30	MUERMANS	
ROW 14	34	SCHRAML	22	CALIENDO
ROW 13	10	PAVONI	27	GRAVES
ROW 12	6	CANTELLI JR	26	AVILA
ROW 11	5	MAULINI	33	DE BRUIJN
ROW 10	9	PUGLISI	23	ISOHELLA
ROW 9	19	RAGUES	40	FERRARA
ROW 8	32	TORRE	31	PERSIANI
ROW 7	24	LLOBELL	3	ANNALA
ROW 6	11	BELLUARDO	4	CAMPOS HULL
ROW 5	8	ANDERSEN	29	CECOTTO JR
ROW 4	25	D'AMBROSIO	16	GOETZ
ROW 3	7	VAN DER DRIFT	18	COSTA
ROW 2	2	FREY	12	SANCHEZ LOPEZ
ROW 1	14	TERRANOVA	15	GATTO
POLE				

Weather/Track: Bright 21°/Dry 46°

Brno
Circuit Length = 5.4030 km.
Start: 12:29 End: 12:54

Race Director:	Steward:	Timekeeper:
----------------	----------	-------------

International Formula Master

RACE CLASSIFICATION - RACE 2 - Amended

POS	NO	CL	DRIVER	NAT	TEAM	TIME	LAPS	GAP	KPH	BEST
1	25		Jerome D'AMBROSIO	BEL	Cram Competition	29:39.779	14		153.00	1:55.491
2	14		Giuseppe TERRANOVA	ITA	Alan Racing	29:42.013	14	2.234	152.81	1:55.565
3	7		Chris VAN DER DRIFT	NED	J.D. Motorsport	29:42.242	14	2.463	152.79	1:54.908
4	12		Pablo SANCHEZ LOPEZ	MEX	Alan Racing	29:42.751	14	2.972	152.74	1:55.517
5	15		Salvatore GATTO	ITA	Alan Racing	29:45.757	14	5.978	152.49	1:56.757
6	8		Kasper ANDERSEN	DEN	J.D. Motorsport	29:48.148	14	8.369	152.28	1:56.123
7	11		Ignazio BELLUARDO	ITA	Promotorsport	29:52.420	14	12.641	151.92	1:56.558
8	9		Marcello PUGLISI	ITA	Promotorsport	29:53.322	14	13.543	151.84	1:57.362
9	3		Juho ANNALA	FIN	Jenzer Motorsport	29:53.812	14	14.033	151.80	1:57.420
10	4		Oliver CAMPOS HULL	ESP	Iris Project	29:54.641	14	14.862	151.73	1:57.085
11	23		Sami ISOHELLA	FIN	Team Soderman	29:54.922	14	15.143	151.71	1:57.581
12	26		Rodolfo AVILA	MAC	Cram Competition	29:57.355	14	17.576	151.50	1:57.579
13	6		Claudio CANTELLI JR	BRA	J.D. Motorsport	29:57.684	14	17.905	151.47	1:57.712
14	31		Luca PERSIANI	ITA	Scuderia Fama	29:58.291	14	18.512	151.42	1:58.010
15	5		Nicolas MAULINI	SUI	Iris Project	30:00.338	14	20.559	151.25	1:58.509
16	22		Michele CALIENDO	ITA	ADM Motorsport	30:02.910	14	23.131	151.04	1:58.859
17	19		Pierre RAGUES	FRA	Euronova Racing	30:02.911	14	23.132	151.04	1:57.476
18	29		Johnny CECOTTO JR	VEN	Ombra Racing	30:03.276	14	23.497	151.00	1:56.819
19	27		Tor GRAVES	GBR	Team JVA	30:06.893	14	27.114	150.70	1:58.576
20	30		Dominick MUERMANS	NED	Ombra Racing	30:07.641	14	27.862	150.64	1:59.142
21	40		Luigi FERRARA	ITA	Euronova Racing	30:32.195	14	52.416	148.62	1:58.296
22	24		Arturo LLOBELL	ESP	Cram Competition	30:09.526	13	1 LAP	139.73	1:56.158

NOT CLASSIFIED

34			Dominik SCHRAML	GER	ADM Motorsport	22:03.957	10	D.N.F.	146.91	1:59.226
10			Mattia PAVONI	ITA	Promotorsport	22:26.868	10	D.N.F.	144.41	1:58.804
33			Nick DE BRUIJN	NED	ADM Motorsport	11:57.234	6	D.N.F.	162.71	1:56.723
32			Massimo TORRE	ITA	Scuderia Fama	12:06.474	6	D.N.F.	160.64	1:57.352
18			Alberto COSTA	ITA	Euronova Racing	7:55.519	4	D.N.F.	163.61	1:56.477
16			Maximilian GOETZ	GER	ISR	4:02.354	2	D.N.F.	160.51	1:56.294
2			Rahel FREY	SUI	Jenzer Motorsport		0	D.N.F.	N/A	

FASTEST LAP

7			Chris VAN DER DRIFT		J.D. Motorsport	1:54.908	2	169.27kph	105.18mph
---	--	--	---------------------	--	-----------------	----------	---	-----------	-----------

Car 40 +30sec penalty added, ref. Stewards decision 14.
Weather/Track: Sun 25°/Dry 55°

Brno
Circuit Length = 5.4030 km.
Start: 14:04 End: 14:34

Race Director:	Steward:	Timekeeper:
----------------	----------	-------------

International Formula Master

Race 2 - Sector Analysis Report

Lap S1 Time S1 Spd S2 Time S2 Spd S3 Time S3 Spd Lap Time Pit Lap S1 Time S1 Spd S2 Time S2 Spd S3 Time S3 Spd Lap Time Pit

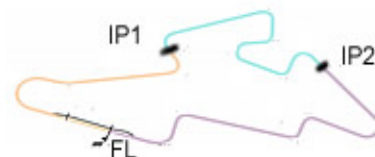
--	--	--	--	--	--	--	--	--	--	--	--	--	--	--	--	--	--	--	--	--

3 ANNALA FIN Jenzer Motorsport															
1	39.672	136.8	46.971	205.7	43.686	206.1	2:10.329	9	50.804	71.9	1:08.174	109.0	1:01.176	203.4	3:00.154
2	31.112	151.5	44.158	207.6	43.608	207.1	1:58.878	10	31.174	145.4	45.357	206.1	43.204	214.9	1:59.735
3	30.931	149.6	44.004	206.8	42.485	209.0	1:57.420	11	30.948	150.0	44.520	204.1	42.822	212.9	1:58.290
4	30.970	144.0	44.562	206.8	42.584	210.0	1:58.116	12	30.982	151.5	44.574	205.3	42.876	212.9	1:58.432
5	30.741	152.2	44.326	207.2	42.847	210.0	1:57.914	13	30.907	151.2	45.401	206.8	43.428	212.9	1:59.736
6	30.913	150.6	44.559	208.4	43.344	204.3	1:58.816	14	31.352	142.2	45.353	204.9	42.997	210.9	1:59.702
7	31.076	149.3	43.984	206.1	44.142	206.1	1:59.202								
8	32.868	117.6	1:17.629	94.3	1:06.591	137.4	2:57.088								

4 CAMPOS HULL ESP Iris Project															
1	39.415	148.4	46.371	204.9	42.281	210.9	2:08.067	9	50.696	76.5	1:08.529	109.0	1:01.235	204.3	3:00.460
2	30.792	149.6	44.089	208.4	43.647	208.0	1:58.528	10	31.345	143.1	45.307	205.3	42.983	212.9	1:59.635
3	30.754	153.5	44.008	205.7	42.323	209.0	1:57.085	11	30.724	148.7	44.570	204.5	42.524	210.9	1:57.818
4	31.032	153.1	43.932	206.5	42.477	208.0	1:57.441	12	31.076	150.6	44.743	203.3	42.739	210.0	1:58.558
5	31.037	153.8	44.298	208.8	42.510	209.0	1:57.845	13	31.119	147.2	45.535	207.6	43.706	211.9	2:00.360
6	30.993	151.2	44.229	206.1	42.458	208.0	1:57.680	14	32.460	135.3	45.493	204.9	43.063	211.9	2:01.016
7	30.945	153.8	44.235	205.7	45.084	185.9	2:00.264								
8	33.627	84.6	1:19.822	90.9	1:06.435	124.6	2:59.884								

5 MAULINI SUI Iris Project															
1	41.582	131.3	47.646	210.1	43.952	210.9	2:13.180	9	49.937	85.4	1:08.694	128.4	58.950	207.1	2:57.581
2	30.780	151.8	45.309	206.8	43.047	210.0	1:59.136	10	31.353	146.0	45.289	206.8	42.845	210.9	1:59.487
3	31.208	149.3	44.641	205.3	43.410	206.1	1:59.259	11	31.177	142.8	45.385	204.1	42.962	210.0	1:59.524
4	30.950	145.1	44.480	207.6	43.518	210.9	1:58.948	12	31.177	148.4	45.014	202.6	43.467	207.1	1:59.658
5	31.221	143.7	44.440	208.8	42.848	209.0	1:58.509	13	31.248	143.4	45.337	205.7	43.450	207.1	2:00.035
6	30.960	149.6	44.879	205.3	42.883	208.0	1:58.722	14	31.501	139.5	45.360	203.0	43.455	200.7	2:00.316
7	32.124	148.1	45.051	204.9	44.080	201.6	2:01.255								
8	32.724	139.2	1:14.507	107.7	1:07.497	114.5	2:54.728								

6 CANTELLI JR BRA J.D. Motorsport															
1	40.955	142.8	47.820	203.3	43.732	216.0	2:12.507	9	50.276	82.3	1:08.771	125.2	59.933	205.2	2:58.980
2	30.794	142.0	44.908	205.7	42.960	210.0	1:58.662	10	31.361	140.9	45.096	207.6	42.556		1:59.013
3	31.126	145.4	44.476	207.6	43.047	214.9	1:58.649	11	31.510	134.3	45.267	203.3	42.738	210.9	1:59.515
4	30.841	150.3	44.229	207.2	42.879		1:57.949	12	30.748	148.7	44.400	208.0	43.103	213.9	1:58.251
5	30.769	150.9	44.287	210.5	42.656	211.9	1:57.712	13	31.260	139.8	45.762	207.2	42.573	213.9	1:59.595
6	31.158	140.3	44.735	209.7	42.572	212.9	1:58.465	14	31.152	146.6	44.848	205.7	44.266	206.1	2:00.266
7	31.478	141.7	44.528	208.4	47.161	207.1	2:03.167								
8	32.948	147.5	1:14.783	128.7	1:07.222	123.5	2:54.953								



Weather/Track: Sun 25°/Dry 55°

Circuit Length - 5.403 kilometres
Automotodrom
Brno

Printed at 14:38, Sunday, 17 June, 2007

© MST Systems Ltd, 2005 (www.mstworld.com)

Page 1

International Formula Master

Race 2 - Sector Analysis Report

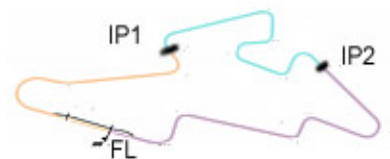
Lap S1 Time S1 Spd S2 Time S2 Spd S3 Time S3 Spd Lap Time Pit Lap S1 Time S1 Spd S2 Time S2 Spd S3 Time S3 Spd Lap Time Pit

7 VAN DER DRIFT							NED		J.D. Motorsport						
1	37.269	144.5	43.649	204.9	41.759	210.9	2:02.677	9	50.189	93.9	1:08.713	115.2	1:02.674	196.3	3:01.576
2	30.522	147.8	43.098	204.1	41.288	206.1	1:54.908	10	31.136	144.0	43.795	204.5	41.905	210.9	1:56.836
3	30.284	153.1	45.318	205.7	41.779	209.0	1:57.381	11	30.878	142.8	44.554	204.1	42.048	210.9	1:57.480
4	30.374	151.5	43.591	208.8	41.828	210.0	1:55.793	12	30.646	146.6	44.120	203.3	42.163	210.0	1:56.929
5	30.467	148.7	43.720	208.4	41.764	210.0	1:55.951	13	30.767	147.2	44.733	207.2	42.474	211.9	1:57.974
6	30.512	148.7	43.635	206.5	41.844	208.0	1:55.991	14	30.874	137.9	44.491	203.7	42.780	209.0	1:58.145
7	30.675	143.7	43.766	206.8	44.464	165.5	1:58.905								
8	45.375	78.8	1:19.606	96.0	1:06.715	143.0	3:11.696								

8 ANDERSEN							DEN		J.D. Motorsport						
1	38.994	137.6	46.062	209.3	42.105	212.9	2:07.161	9	50.831	78.2	1:08.589	111.4	1:01.215	203.4	3:00.635
2	30.688	146.9	44.653	206.8	41.936	207.1	1:57.277	10	31.064	136.3	45.927	205.7	42.249	213.9	1:59.240
3	30.354	146.9	43.740	207.6	42.029	210.0	1:56.123	11	30.816	140.0	44.296	208.0	42.237	211.9	1:57.349
4	30.603	149.3	43.736	207.6	41.976	210.9	1:56.315	12	30.965	139.5	45.457	205.7	42.453	209.0	1:58.875
5	30.743	142.0	44.125	210.1	42.526		1:57.394	13	31.527	135.8	45.761	210.9	42.329	210.9	1:59.617
6	31.172	150.0	44.066	209.3	42.183	210.9	1:57.421	14	30.560	152.2	43.921	204.5	42.005	211.9	1:56.486
7	30.913	151.8	44.571	208.0	42.565	208.0	1:58.049								
8	39.802	74.6	1:19.695	94.8	1:06.709	114.8	3:06.206								

9 PUGLISI							ITA		Promotorsport						
1	40.213	146.9	45.993	210.1	43.213	210.9	2:09.419	9	50.746	75.0	1:08.356	108.6	1:01.052	208.0	3:00.154
2	30.799	152.8	43.632	205.3	43.968	207.1	1:58.399	10	31.310	132.1	45.304	206.5	43.341	212.9	1:59.955
3	30.891	151.2	43.812	207.6	42.774	206.1	1:57.477	11	30.861	148.1	44.336	206.1	42.730	212.9	1:57.927
4	30.934	153.8	44.089	207.6	42.765	210.0	1:57.788	12	31.039	147.5	44.603	205.3	42.944	208.0	1:58.586
5	30.726	150.6	43.905	208.4	42.731	210.9	1:57.362	13	30.979	146.6	45.400	205.7	43.600	212.9	1:59.979
6	30.799	148.7	44.312	207.2	42.568	207.1	1:57.679	14	31.527	137.4	44.842	203.0	43.109	209.0	1:59.478
7	31.193	146.3	44.074	204.9	44.021	193.8	1:59.288								
8	33.593	83.1	1:19.709	87.5	1:06.529	133.4	2:59.831								

10 PAVONI							ITA		Promotorsport						
1	41.400	134.8	47.738	204.9	44.983	207.1	2:14.121	7	31.685	136.6	45.672	204.1	46.246	197.2	2:03.603
2	31.541	146.6	44.999	203.7	43.060	205.2	1:59.600	8	31.702	145.7	1:10.766	133.9	1:07.756	104.5	2:50.224
3	30.827	142.2	44.799	206.5	43.178	203.4	1:58.804	9	49.923	106.6	1:08.890	141.3	58.369	206.1	2:57.182
4	30.806	152.8	45.223	204.1	43.779	205.2	1:59.808	10	43.409	142.8	47.209	199.6	53.917		2:24.535 Pit
5	31.413	151.5	45.028	207.2	43.385	208.0	1:59.826								
6	30.866	151.8	44.910	204.5	43.389	202.5	1:59.165								



Circuit Length - 5.403 kilometres
Automotodrom
Brno

Weather/Track: Sun 25°/Dry 55°

International Formula Master

Race 2 - Sector Analysis Report

Lap S1 Time S1 Spd S2 Time S2 Spd S3 Time S3 Spd Lap Time Pit Lap S1 Time S1 Spd S2 Time S2 Spd S3 Time S3 Spd Lap Time Pit

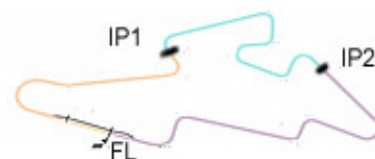
11 BELLUARDO						ITA		Promotorsport							
1	38.330	144.0	45.761	206.5	42.401	211.9	2:06.492	9	50.526	81.8	1:08.451	112.1	1:01.370	201.6	3:00.347
2	30.533	142.0	44.386	205.7	41.898	206.1	1:56.817	10	31.569	142.0	45.539	204.1	42.354	210.9	1:59.462
3	30.612	148.1	43.736	206.5	42.210	208.0	1:56.558	11	30.943	145.4	44.232	206.5	42.269	211.9	1:57.444
4	30.709	144.2	43.608	207.2	42.272	208.0	1:56.589	12	31.061	144.0	45.160	203.0	42.724	206.1	1:58.945
5	30.797	140.3	44.186	207.2	42.598	210.0	1:57.581	13	31.568	144.8	45.696	204.1	44.099	209.0	2:01.363
6	30.966	144.8	44.028	207.6	42.335	205.2	1:57.329	14	31.438	140.3	44.616	203.0	43.170	209.0	1:59.224
7	31.104	150.6	44.198	204.9	42.595	207.1	1:57.897								
8	39.641	67.8	1:19.827	89.4	1:06.904	131.0	3:06.372								

12 SANCHEZ LOPEZ						MEX		Alan Racing							
1	37.467	147.8	43.724	207.2	41.937	211.9	2:03.128	9	50.228	97.1	1:07.734	144.1	1:04.091	192.2	3:02.053
2	30.366	154.1	43.651	207.2	41.500	208.0	1:55.517	10	31.931	144.0	44.577	203.7	41.887	213.9	1:58.395
3	30.385	150.0	43.534	206.1	41.944	209.0	1:55.863	11	30.513	150.3	44.016	205.7	41.927	214.9	1:56.456
4	30.500	151.8	43.420	206.5	41.933	210.9	1:55.853	12	30.681	142.2	44.213	204.1	42.254	209.0	1:57.148
5	30.380	147.2	43.431	208.8	41.738	210.9	1:55.549	13	30.757	146.0	44.496	207.2	42.502	211.9	1:57.755
6	30.599	149.0	43.439	209.7	41.811	209.0	1:55.849	14	30.902	137.4	44.580	206.1	42.774	209.0	1:58.256
7	30.692	148.1	43.916	206.1	43.853	167.3	1:58.461								
8	46.192	81.0	1:19.631	95.9	1:06.645	137.4	3:12.468								

14 TERRANOVA						ITA		Alan Racing							
1	36.309	151.5	43.047	204.9	41.556	210.9	2:00.912	9	49.866	93.6	1:07.706	138.6	1:04.707	190.5	3:02.279
2	30.333	155.5	43.218	202.2	42.014	207.1	1:55.565	10	31.260	148.4	43.523	204.5	42.152	210.9	1:56.935
3	30.472	153.5	43.570	204.5	42.146	208.0	1:56.188	11	30.584	138.7	43.869	203.7	42.291	210.0	1:56.744
4	30.528	149.0	43.391	207.6	42.085	209.0	1:56.004	12	30.814	146.9	43.952	202.6	42.298	210.0	1:57.064
5	30.626	142.0	43.588	207.2	41.728	210.9	1:55.942	13	31.080	142.2	44.926	207.6	42.593	211.9	1:58.599
6	30.523	148.4	43.313	208.8	42.118	208.0	1:55.954	14	30.854	143.7	44.307	203.0	43.061	207.1	1:58.222
7	30.719	147.8	43.829	205.7	44.417	185.1	1:58.965								
8	46.478	78.9	1:19.018	111.3	1:07.144	138.7	3:12.640								

15 GATTO						ITA		Alan Racing							
1	37.007	151.5	43.470	204.5	41.969	211.9	2:02.446	9	50.536	96.2	1:08.092	106.4	1:02.027	205.2	3:00.655
2	31.039	141.4	44.215	205.3	41.931	207.1	1:57.185	10	31.412	138.1	45.549	202.2	42.289	211.9	1:59.250
3	30.786	152.8	43.685	206.5	42.294	208.0	1:56.765	11	30.925	153.5	43.715	204.1	42.117	210.9	1:56.757
4	30.847	154.8	43.609	206.5	42.375	209.0	1:56.831	12	31.271	151.8	44.091	203.0	42.414	208.0	1:57.776
5	31.322	147.2	43.868	208.4	42.401	210.0	1:57.591	13	31.158	153.5	44.028	206.1	42.743	210.0	1:57.929
6	31.088	154.5	43.910	208.4	42.374	209.0	1:57.372	14	31.239	153.5	44.612	202.6	42.701	207.1	1:58.552
7	30.990	154.8	43.708	204.9	42.337	209.0	1:57.035								
8	43.116	75.5	1:19.710	89.8	1:06.787	135.4	3:09.613								

16 GOETZ						GER		ISR							
1	38.356	153.8	45.873	210.9	41.831	211.9	2:06.060								
2	30.652	147.2	44.151	207.6	41.491	210.9	1:56.294								



Circuit Length - 5.403 kilometres
Automotodrom
Brno

Weather/Track: Sun 25°/Dry 55°

Printed at 14:38, Sunday, 17 June, 2007

© MST Systems Ltd, 2005 (www.mstworld.com)

Page 3

International Formula Master

Race 2 - Sector Analysis Report

Lap S1 Time S1 Spd S2 Time S2 Spd S3 Time S3 Spd Lap Time Pit Lap S1 Time S1 Spd S2 Time S2 Spd S3 Time S3 Spd Lap Time Pit

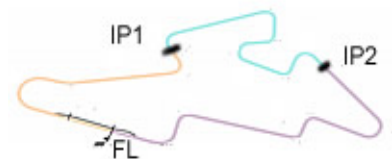
18 COSTA							ITA		Euronova Racing						
1	37.766	145.4	44.155	203.7	41.539	212.9	2:03.460	4	30.436	155.1	43.924	206.1	42.332	210.0	1:56.692
2	30.849	153.1	43.966	204.9	41.662	210.0	1:56.477								
3	30.776	142.2	44.923	206.8	43.191	206.1	1:58.890								

19 RAGUES							FRA		Euronova Racing						
1	40.306	136.3	47.617	208.0	42.742	211.9	2:10.665	9	49.658	129.4	1:08.651	107.4	56.065	212.9	2:54.374
2	31.278	135.5	44.625	207.2	43.336	206.1	1:59.239	10	32.058	146.6	45.254	206.5	44.191	208.0	2:01.503
3	30.839	144.8	44.157	210.9	43.346	209.0	1:58.342	11	31.031	154.1	44.420	203.7	43.094	212.9	1:58.545
4	30.828	152.8	44.522	207.6	42.627	210.0	1:57.977	12	31.522	152.2	44.547	203.3	43.829	204.3	1:59.898
5	30.848	152.5	1:25.230	203.3	42.750	209.0	2:38.828	13	31.875	150.3	44.389	204.9	42.797	210.9	1:59.061
6	31.226	155.1	44.020	204.1	42.230	205.2	1:57.476	14	31.066	152.5	44.711	204.9	43.915	201.6	1:59.692
7	31.345	152.8	44.767	202.6	43.751	204.3	1:59.863								
8	31.523	153.5	48.402	170.6	1:07.523	87.0	2:27.448								

22 CALIENDO							ITA		ADM Motorsport						
1	41.743	137.4	47.931	198.1	44.994	203.4	2:14.668	9	49.803	109.4	1:09.022	142.1	58.058	206.1	2:56.883
2	30.959	156.8	44.999	199.2	43.324	210.0	1:59.282	10	31.431	152.2	44.685	203.0	42.943	210.0	1:59.059
3	30.737	152.8	44.912	208.4	43.210	208.0	1:58.859	11	31.015	146.0	45.348	205.3	43.109	210.9	1:59.472
4	30.920	151.8	45.103	207.6	43.569	208.0	1:59.592	12	31.062	151.8	44.548	206.8	43.419	209.0	1:59.029
5	31.916	146.6	45.570	207.6	42.786	209.0	2:00.272	13	31.392	147.8	45.388	207.6	44.066	207.1	2:00.846
6	31.063	155.1	44.495	208.0	43.395	208.0	1:58.953	14	31.658	147.8	45.431	201.8	44.679	198.0	2:01.768
7	31.585	149.3	45.806	206.5	46.085	191.3	2:03.476								
8	32.020	148.1	1:10.781	129.6	1:07.950	101.7	2:50.751								

23 ISOHELLA							FIN		Team Soderman						
1	40.526	136.3	47.270	207.2	43.071	224.5	2:10.867	9	50.621	75.4	1:08.564	137.9	1:00.832	208.0	3:00.017
2	31.452	148.4	44.639	205.3	43.346	211.9	1:59.437	10	31.500	141.4	44.335	206.1	42.933	220.1	1:58.768
3	31.577	144.2	44.325	210.5	42.983	212.9	1:58.885	11	31.111	142.5	44.602	204.5	42.700	219.1	1:58.413
4	30.874	145.1	44.138	208.8	42.811	220.1	1:57.823	12	30.957	139.2	46.402	207.2	43.085	219.1	2:00.444
5	31.083	144.5	44.155	211.3	42.343	219.1	1:57.581	13	31.041	143.1	44.121	206.5	42.652	217.0	1:57.814
6	31.592	141.4	44.359	207.6	42.367	213.9	1:58.318	14	31.143	148.4	45.855	204.1	42.886	220.1	1:59.884
7	31.448	139.8	44.566	205.7	45.165	209.0	2:01.179								
8	32.298	137.1	1:16.405	124.7	1:06.789	141.7	2:55.492								

24 LLOBELL							ESP		Cram Competition						
1	38.739	146.3	46.058	205.3	41.926	213.9	2:06.723	8	50.185	103.8	1:08.635	121.0	58.658	205.2	2:57.478
2	30.753	147.8	45.088	200.3	43.067	208.0	1:58.908	9	31.199	141.4	46.887	189.4	50.951	210.0	2:09.037
3	30.573	150.6	43.851	205.3	43.315	198.0	1:57.739	10	30.766	156.5	43.493	204.9	41.920	210.9	1:56.179
4	33.870	134.8	46.626	170.8	58.465		2:18.961 Pit	11	30.691	153.5	48.331	117.5	46.207	209.0	2:05.229
5	2:11.996	149.6	43.941	207.6	43.572	202.5	3:39.509	12	30.819	156.1	43.459	207.2	41.880	210.0	1:56.158
6	34.933	136.6	49.466	206.1	45.234	201.6	2:09.633	13	30.677	155.5	48.203	203.7	42.281	189.7	2:01.161
7	32.109	125.8	1:13.261	116.5	1:07.441	107.4	2:52.811								



Circuit Length - 5.403 kilometres
Automotodrom
Brno

Weather/Track: Sun 25°/Dry 55°

International Formula Master

Race 2 - Sector Analysis Report

Lap S1 Time S1 Spd S2 Time S2 Spd S3 Time S3 Spd Lap Time Pit Lap S1 Time S1 Spd S2 Time S2 Spd S3 Time S3 Spd Lap Time Pit

25 D'AMBROSIO				BEL				Cram Competition							
1	37.829	152.8	45.391	205.3	41.416	210.9	2:04.636	9	50.025	85.0	1:08.437	109.2	1:02.451	198.0	3:00.913
2	30.418	155.8	43.577	208.4	41.734	210.9	1:55.729	10	30.974	153.1	44.123	204.5	41.568	213.9	1:56.665
3	30.503	145.7	44.523	205.3	42.083	208.0	1:57.109	11	30.419	152.8	44.217	205.3	41.992	211.9	1:56.628
4	30.455	157.5	43.441	209.3	42.191	210.9	1:56.087	12	30.546	150.3	44.202	204.5	42.231	210.0	1:56.979
5	30.758	155.1	43.462	208.0	41.889	210.0	1:56.109	13	30.532	155.1	44.283	204.9	42.336	209.0	1:57.151
6	30.666	154.5	43.159	206.5	41.666	208.0	1:55.491	14	30.905	152.5	43.831	202.6	42.288	205.2	1:57.024
7	30.516	153.1	43.331	204.1	44.163	144.9	1:58.010								
8	44.566	78.6	1:19.687	90.0	1:06.995	133.8	3:11.248								

26 AVILA				MAC				Cram Competition							
1	40.849	145.4	47.429	206.5	43.627	211.9	2:11.905	9	49.999	91.7	1:08.478	137.0	1:00.367	198.9	2:58.844
2	30.788	149.6	44.668	208.0	43.102	210.0	1:58.558	10	31.808	148.4	44.571	206.5	42.709	211.9	1:59.088
3	31.175	152.5	44.382	207.6	42.626	210.9	1:58.183	11	31.177	149.0	44.792	206.5	42.968	210.9	1:58.937
4	30.861	152.8	44.326	210.9	42.982	213.9	1:58.169	12	31.152	149.6	45.676	206.1	43.065	210.9	1:59.893
5	30.783	151.8	44.318	210.9	42.478	211.9	1:57.579	13	31.158	148.4	45.244	207.6	42.863	209.0	1:59.265
6	31.989	143.7	44.580	211.7	42.693	209.0	1:59.262	14	31.087	146.6	45.026	205.3	44.366	202.5	2:00.479
7	31.399	143.4	44.453	208.0	45.248	206.1	2:01.100								
8	32.142	147.8	1:16.707	92.3	1:07.244	123.2	2:56.093								

27 GRAVES				GBR				Team JVA							
1	41.580	140.3	48.120	203.0	44.566	210.9	2:14.266	9	49.096	128.8	1:09.153	132.6	57.138	206.1	2:55.387
2	30.977	150.6	44.793	207.2	42.806	208.0	1:58.576	10	31.524	150.0	45.396	203.3	43.183	208.0	2:00.103
3	31.116	150.3	44.942	204.9	45.602	204.3	2:01.660	11	31.031	147.8	44.993	204.9	43.546	210.0	1:59.570
4	31.252	142.8	44.708	208.8	42.967	209.0	1:58.927	12	31.433	142.2	45.162	203.7	44.576	205.2	2:01.171
5	31.581	136.6	46.185	210.9	42.994	211.9	2:00.760	13	33.460	137.4	45.412	206.8	43.352	209.0	2:02.224
6	31.200	144.5	45.088	201.8	43.076	210.0	1:59.364	14	31.412	143.4	45.535	203.0	43.288	206.1	2:00.235
7	31.582	142.8	45.098	205.7	46.195	197.2	2:02.875								
8	33.008	139.5	1:09.653	147.9	1:09.114	89.1	2:51.775								

29 CECOTTO JR				VEN				Ombra Racing							
1	37.969	149.0	45.749	205.3	42.032	212.9	2:05.750	9	49.697	131.6	1:08.718	103.3	55.832	218.0	2:54.247
2	30.662	142.5	45.872	197.8	52.636		2:09.170 Pit	10	31.596	139.2	45.154	204.1	43.553	216.0	2:00.303
3	1:22.764	145.7	43.622	206.1	42.766	212.9	2:49.152	11	30.901	146.3	44.736	206.5	43.716	216.0	1:59.353
4	30.907	147.2	43.502	207.2	42.410	211.9	1:56.819	12	32.009	143.1	44.856	206.5	43.745	210.9	2:00.610
5	30.778	147.8	43.934	209.3	42.216	214.9	1:56.928	13	31.680	135.8	44.806	207.2	43.042	214.9	1:59.528
6	30.732	146.3	44.004	204.5	42.360	213.9	1:57.096	14	31.018	146.9	44.895	204.5	43.112	214.9	1:59.025
7	31.617	141.4	44.927	204.9	43.124	210.9	1:59.668								
8	31.370	144.0	44.451	208.8	59.806	89.1	2:15.627								



Circuit Length - 5.403 kilometres
Automotodrom
Brno

Weather/Track: Sun 25°/Dry 55°

International Formula Master

Race 2 - Sector Analysis Report

Lap S1 Time S1 Spd S2 Time S2 Spd S3 Time S3 Spd Lap Time Pit Lap S1 Time S1 Spd S2 Time S2 Spd S3 Time S3 Spd Lap Time Pit

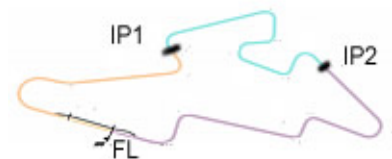
30 MUERMANS NED Ombra Racing							
1	42.086	131.6	47.844	204.5	45.038	217.0	2:14.968
2	31.318	150.6	45.181	203.0	42.884	212.9	1:59.383
3	31.193	149.3	44.709	204.1	43.278	213.9	1:59.180
4	31.196	153.1	44.438	209.3	43.644	217.0	1:59.278
5	31.602	135.8	46.042	205.3	42.981	212.9	2:00.625
6	31.160	151.8	44.390	206.1	1:07.570	206.1	2:23.120
7	32.874	148.7	44.937	201.8	43.446	213.9	2:01.257
8	33.055	149.6	49.304	159.0	1:09.195	87.0	2:31.554
9	49.221	124.1	1:09.080	110.3	56.103	219.1	2:54.404
10	31.906	146.3	45.519	201.1	44.829	218.0	2:02.254
11	31.365	154.8	44.838	204.1	42.939	216.0	1:59.142
12	31.431	146.3	45.367	203.3	43.403	213.9	2:00.201
13	31.743	145.7	45.218	204.5	43.415	216.0	2:00.376
14	31.482	151.5	46.899	203.3	43.518	211.9	2:01.899

31 PERSIANI ITA Scuderia Fama							
1	39.828	144.2	47.650	204.5	42.909	206.1	2:10.387
2	31.356	136.8	44.617	204.5	43.039	208.0	1:59.012
3	31.089	148.4	44.300	205.3	42.873	209.0	1:58.262
4	30.848	148.1	44.807	205.3	42.474	209.0	1:58.129
5	30.909	149.0	44.478	206.1	42.623	209.0	1:58.010
6	31.031	148.1	44.557	207.2	42.749	207.1	1:58.337
7	31.645	141.1	44.403	204.5	44.951	194.6	2:00.999
8	32.663	129.4	1:16.366	115.6	1:06.672	138.7	2:55.701
9	50.713	82.8	1:08.578	126.4	1:00.446	205.2	2:59.737
10	31.342	145.7	44.889	205.3	43.288	210.0	1:59.519
11	31.096	146.3	44.489	204.1	42.846	211.9	1:58.431
12	31.193	147.5	46.206	202.2	43.150	207.1	2:00.549
13	31.905	136.8	46.686	205.3	42.793	210.0	2:01.384
14	31.198	144.2	45.082	202.6	43.554	205.2	1:59.834

32 TORRE ITA Scuderia Fama							
1	39.576	138.1	46.502	202.6	43.091	208.0	2:09.169
2	31.672	126.9	44.294	206.8	43.118	206.1	1:59.084
3	30.824	146.9	44.040	206.5	42.488	209.0	1:57.352
4	30.993	150.6	44.440	208.4	42.657	209.0	1:58.090
5	30.860	149.6	44.041	209.3	42.717	206.1	1:57.618
6	31.557	148.7	44.722	204.1	48.882		2:05.161 Pit

33 DE BRUIJN NED ADM Motorsport							
1	39.869	146.0	46.982	207.6	42.874	212.9	2:09.725
2	30.929	152.2	43.807	206.1	43.015	208.0	1:57.751
3	30.553	156.1	43.978	205.3	42.192	210.0	1:56.723
4	31.046	154.5	44.047	206.1	42.359	210.0	1:57.452
5	30.830	154.5	44.407	210.1	42.387	211.9	1:57.624
6	31.039	153.1	44.424	207.6	42.496	209.0	1:57.959

34 SCHRAML GER ADM Motorsport							
1	42.663	139.5	47.358	209.3	44.741	209.0	2:14.762
2	31.817	141.7	45.265	206.8	42.763	210.0	1:59.845
3	31.338	149.3	44.694	208.8	43.301	209.0	1:59.333
4	31.131	151.5	44.639	208.8	43.544	210.0	1:59.314
5	31.374	134.5	46.205	210.1	42.978	211.9	2:00.557
6	31.141	150.6	44.753	208.4	43.332	208.0	1:59.226
7	31.675	151.5	44.922	207.6	45.879	198.9	2:02.476
8	33.235	147.8	1:09.631	144.1	1:08.440	98.8	2:51.306
9	49.659	120.4	1:09.095	139.5	57.342	210.0	2:56.096
10	32.497	149.3	45.300	206.5	43.245	210.0	2:01.042



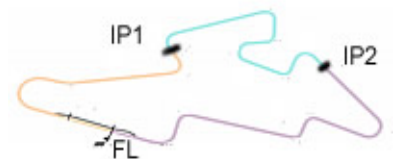
Weather/Track: Sun 25°/Dry 55°

Circuit Length - 5.403 kilometres
Automotodrom
Brno

International Formula Master Race 2 - Sector Analysis Report

Lap S1 Time S1 Spd S2 Time S2 Spd S3 Time S3 Spd Lap Time Pit Lap S1 Time S1 Spd S2 Time S2 Spd S3 Time S3 Spd Lap Time Pit

40 FERRARA							ITA			Euronova Racing						
1	40.084	145.1	47.966	209.7	43.172	212.9	2:11.222	9	50.143	81.3	1:08.844	112.3	58.614	208.0	2:57.601	
2	31.065	149.3	46.692	204.9	42.935	207.1	2:00.692	10	31.435	152.5	45.112	205.3	42.674	211.9	1:59.221	
3	31.146	152.5	44.825	199.2	43.011	209.0	1:58.982	11	31.812	143.1	46.208	205.3	43.078	211.9	2:01.098	
4	31.181	156.1	44.388	207.6	43.033	210.0	1:58.602	12	31.679	148.4	45.068	204.5	43.350	206.1	2:00.097	
5	31.219	154.8	44.389	207.6	42.688	210.0	1:58.296	13	31.300	153.5	45.200	207.2	43.946	211.9	2:00.446	
6	31.130	156.8	44.657	205.7	42.660	209.0	1:58.447	14	31.696	144.0	45.604	205.3	43.521	208.0	2:00.821	
7	31.548	156.5	44.794	201.8	45.437	206.1	2:01.779									
8	32.617	149.0	1:15.107	105.1	1:07.167	112.5	2:54.891									

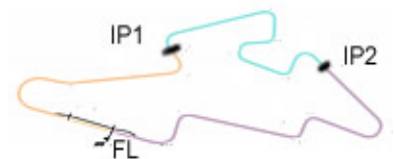


Weather/Track: Sun 25°/Dry 55°

Circuit Length - 5.403 kilometres
Automotodrom
Brno

International Formula Master Race 2 - Best Sector Speeds Report

SECTOR 1				SECTOR 2				SECTOR 3				
POS	NO	NAME	SPEED	LAP	NO	NAME	SPEED	LAP	NO	NAME	SPEED	LAP
1	25	D'AMBROSIO	157.5	4	26	AVILA	211.7	6	23	ISOHELLA	224.5	1
2	22	CALIENDO	156.8	2	23	ISOHELLA	211.3	5	30	MUERMANS	219.1	9
3	40	FERRARA	156.8	6	8	ANDERSEN	210.9	13	29	CECOTTO JR	218.0	9
4	24	LLOBELL	156.5	10	16	GOETZ	210.9	1	6	CANTELLI JR	216.0	1
5	33	DE BRUIJN	156.1	3	19	RAGUES	210.9	3	3	ANNALA	214.9	10
6	14	TERRANOVA	155.5	2	27	GRAVES	210.9	5	12	SANCHEZ LOP	214.9	11
7	18	COSTA	155.1	4	6	CANTELLI JR	210.5	5	8	ANDERSEN	213.9	10
8	19	RAGUES	155.1	6	5	MAULINI	210.1	1	24	LLOBELL	213.9	1
9	15	GATTO	154.8	4	9	PUGLISI	210.1	1	25	D'AMBROSIO	213.9	10
10	30	MUERMANS	154.8	11	33	DE BRUIJN	210.1	5	26	AVILA	213.9	4
11	12	SANCHEZ LOP	154.1	2	34	SCHRAML	210.1	5	4	CAMPOS HUL	212.9	10
12	4	CAMPOS HUL	153.8	5	12	SANCHEZ LOP	209.7	6	9	PUGLISI	212.9	10
13	9	PUGLISI	153.8	4	40	FERRARA	209.7	1	18	COSTA	212.9	1
14	16	GOETZ	153.8	1	25	D'AMBROSIO	209.3	4	19	RAGUES	212.9	9
15	7	VAN DER DRI	153.1	3	29	CECOTTO JR	209.3	5	33	DE BRUIJN	212.9	1
16	10	PAVONI	152.8	4	30	MUERMANS	209.3	4	40	FERRARA	212.9	1
17	26	AVILA	152.8	4	32	TORRE	209.3	5	7	VAN DER DRI	211.9	13
18	3	ANNALA	152.2	5	4	CAMPOS HUL	208.8	5	11	BELLUARDO	211.9	1
19	8	ANDERSEN	152.2	14	7	VAN DER DRI	208.8	4	14	TERRANOVA	211.9	13
20	5	MAULINI	151.8	2	14	TERRANOVA	208.8	6	15	GATTO	211.9	1
21	34	SCHRAML	151.5	4	3	ANNALA	208.4	6	16	GOETZ	211.9	1
22	6	CANTELLI JR	150.9	5	15	GATTO	208.4	5	27	GRAVES	211.9	5
23	11	BELLUARDO	150.6	7	22	CALIENDO	208.4	3	31	PERSIANI	211.9	11
24	27	GRAVES	150.6	2	11	BELLUARDO	207.6	6	34	SCHRAML	211.9	5
25	32	TORRE	150.6	4	24	LLOBELL	207.6	5	5	MAULINI	210.9	1
26	29	CECOTTO JR	149.0	1	10	PAVONI	207.2	5	22	CALIENDO	210.9	11
27	31	PERSIANI	149.0	5	31	PERSIANI	207.2	6	32	TORRE	209.0	3
28	23	ISOHELLA	148.4	2	18	COSTA	206.8	3	10	PAVONI	208.0	5



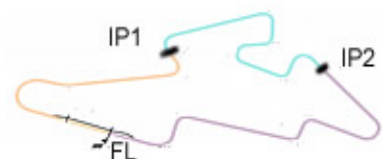
Weather/Track: Sun 25°/Dry 55°

Circuit Length - 5.403 kilometres
Automotodrom
Brno

International Formula Master Race 2 - Best Sector Times Report

SECTOR 1				SECTOR 2				SECTOR 3				IDEAL/BEST LAP COMPARISON			
POS	NO	TIME	LAP	NO	TIME	LAP	NO	TIME	LAP	NO	NAME	IDEAL	BEST	LAP	DIFF
1	7	30.284	3	14	43.047	1	7	41.288	2	7	VAN DER DR	1:54.670	1:54.908	2	+ 0.238
2	14	30.333	2	7	43.098	2	25	41.416	1	14	TERRANOVA	1:54.936	1:55.565	2	+ 0.629
3	8	30.354	3	25	43.159	6	16	41.491	2	25	D'AMBROSI	1:54.993	1:55.491	6	+ 0.498
4	12	30.366	2	12	43.420	4	12	41.500	2	12	SANCHEZ LO	1:55.286	1:55.517	2	+ 0.231
5	25	30.418	2	24	43.459	12	18	41.539	1	18	COSTA	1:55.899	1:56.477	2	+ 0.578
6	18	30.436	4	15	43.470	1	14	41.556	1	24	LLOBELL	1:55.912	1:56.158	12	+ 0.246
7	11	30.533	2	29	43.502	4	24	41.880	12	8	ANDERSEN	1:56.026	1:56.123	3	+ 0.097
8	33	30.553	3	11	43.608	4	11	41.898	2	11	BELLUARDO	1:56.039	1:56.558	3	+ 0.519
9	24	30.573	3	9	43.632	2	15	41.931	2	15	GATTO	1:56.187	1:56.757	11	+ 0.570
10	16	30.652	2	8	43.736	4	8	41.936	2	29	CECOTTO JR	1:56.196	1:56.819	4	+ 0.623
11	29	30.662	2	33	43.807	2	29	42.032	1	16	GOETZ	1:56.294	1:56.294	2	+ 0.000
12	4	30.724	11	18	43.924	4	33	42.192	3	33	DE BRUIJN	1:56.552	1:56.723	3	+ 0.171
13	9	30.726	5	4	43.932	4	19	42.230	6	9	PUGLISI	1:56.926	1:57.362	5	+ 0.436
14	22	30.737	3	3	43.984	7	4	42.281	1	4	CAMPOS HU	1:56.937	1:57.085	3	+ 0.148
15	3	30.741	5	19	44.020	6	23	42.343	5	19	RAGUES	1:57.078	1:57.476	6	+ 0.398
16	6	30.748	12	32	44.040	3	31	42.474	4	3	ANNALA	1:57.210	1:57.420	3	+ 0.210
17	5	30.780	2	23	44.121	13	26	42.478	5	23	ISOHELLA	1:57.338	1:57.581	5	+ 0.243
18	26	30.783	5	16	44.151	2	3	42.485	3	32	TORRE	1:57.352	1:57.352	3	+ 0.000
19	15	30.786	3	6	44.229	4	32	42.488	3	6	CANTELLI J	1:57.533	1:57.712	5	+ 0.179
20	10	30.806	4	31	44.300	3	6	42.556	10	26	AVILA	1:57.579	1:57.579	5	+ 0.000
21	32	30.824	3	26	44.318	5	9	42.568	6	31	PERSIANI	1:57.622	1:58.010	5	+ 0.388
22	19	30.828	4	40	44.388	4	40	42.660	6	22	CALIENDO	1:58.018	1:58.859	3	+ 0.841
23	31	30.848	4	30	44.390	6	34	42.763	2	5	MAULINI	1:58.065	1:58.509	5	+ 0.444
24	23	30.874	4	5	44.440	5	22	42.786	5	40	FERRARA	1:58.113	1:58.296	5	+ 0.183
25	27	30.977	2	22	44.495	6	27	42.806	2	30	MUERMANS	1:58.434	1:59.142	11	+ 0.708
26	40	31.065	2	34	44.639	4	5	42.845	10	27	GRAVES	1:58.491	1:58.576	2	+ 0.085
27	34	31.131	4	27	44.708	4	30	42.884	2	34	SCHRAML	1:58.533	1:59.226	6	+ 0.693
28	30	31.160	6	10	44.799	3	10	43.060	2	10	PAVONI	1:58.665	1:58.804	3	+ 0.139

'Perfect Lap' - 1:54.619



Circuit Length - 5.403 kilometres
Automotodrom
Brno

Weather/Track: Sun 25°/Dry 55°

International Formula Master

LAP CHART - RACE 2

Lap 1			Lap 2			Lap 3			Lap 4			Lap 5		
No	Behind	Laptime	No	Behind	Laptime	No	Behind	Laptime	No	Behind	Laptime	No	Behind	Laptime
14		2:00.912	14		1:55.565	14		1:56.188	14		1:56.004	14		1:55.942
15	1.534	2:02.446	7	1.108	1:54.908	12	1.843	1:55.863	12	1.692	1:55.853	12	1.299	1:55.549
7	1.765	2:02.677	12	2.168	1:55.517	7	2.301	1:57.381	7	2.090	1:55.793	7	2.099	1:55.951
12	2.216	2:03.128	15	3.154	1:57.185	15	3.731	1:56.765	15	4.558	1:56.831	25	5.059	1:56.109
18	2.548	2:03.460	18	3.460	1:56.477	25	4.809	1:57.109	25	4.892	1:56.087	15	6.207	1:57.591
25	3.724	2:04.636	25	3.888	1:55.729	18	6.162	1:58.890	18	6.850	1:56.692	11	9.426	1:57.581
29	4.838	2:05.750	16	5.877	1:56.294	11	7.202	1:56.558	11	7.787	1:56.589	8	9.659	1:57.394
16	5.148	2:06.060	11	6.832	1:56.817	8	7.896	1:56.123	8	8.207	1:56.315	4	14.355	1:57.845
11	5.580	2:06.492	8	7.961	1:57.277	24	10.705	1:57.739	4	12.452	1:57.441	33	14.664	1:57.624
24	5.811	2:06.723	24	9.154	1:58.908	4	11.015	1:57.085	33	12.982	1:57.452	9	15.834	1:57.362
8	6.249	2:07.161	4	10.118	1:58.528	33	11.534	1:56.723	9	14.414	1:57.788	32	16.702	1:57.618
4	7.155	2:08.067	33	10.999	1:57.751	9	12.630	1:57.477	32	15.026	1:58.090	3	18.046	1:57.914
32	8.257	2:09.169	9	11.341	1:58.399	32	12.940	1:57.352	3	16.074	1:58.116	31	19.189	1:58.010
9	8.507	2:09.419	32	11.776	1:59.084	3	13.962	1:57.420	31	17.121	1:58.129	26	19.783	1:57.579
33	8.813	2:09.725	3	12.730	1:58.878	31	14.996	1:58.262	19	17.554	1:57.977	23	19.982	1:57.581
3	9.417	2:10.329	31	12.922	1:59.012	19	15.581	1:58.342	26	18.146	1:58.169	6	20.868	1:57.712
31	9.475	2:10.387	19	13.427	1:59.239	26	15.981	1:58.183	23	18.343	1:57.823	40	23.183	1:58.296
19	9.753	2:10.665	23	13.827	1:59.437	23	16.524	1:58.885	6	19.098	1:57.949	5	24.421	1:58.509
23	9.955	2:10.867	26	13.986	1:58.558	6	17.153	1:58.649	40	20.829	1:58.602	10	27.548	1:59.826
40	10.310	2:11.222	6	14.692	1:58.662	40	18.231	1:58.982	5	21.854	1:58.948	22	28.062	2:00.272
26	10.993	2:11.905	40	15.437	2:00.692	5	18.910	1:59.259	10	23.664	1:59.808	30	28.823	2:00.625
6	11.595	2:12.507	5	15.839	1:59.136	10	19.860	1:58.804	22	23.732	1:59.592	34	29.200	2:00.557
5	12.268	2:13.180	27	16.365	1:58.576	22	20.144	1:58.859	30	24.140	1:59.278	27	29.578	2:00.760
10	13.209	2:14.121	10	17.244	1:59.600	30	20.866	1:59.180	34	24.585	1:59.314	19	1:00.440	2:38.828
27	13.354	2:14.266	22	17.473	1:59.282	34	21.275	1:59.333	27	24.760	1:58.927	29	1:13.208	1:56.928
22	13.756	2:14.668	29	18.443	2:09.170P	27	21.837	2:01.660	24	33.662	2:18.961P			
34	13.850	2:14.762	30	17.874	1:59.383	29	1:11.407	2:49.152	29	1:12.222	1:56.819			
30	14.056	2:14.968	34	18.130	1:59.845									

Weather/Track: Sun 25°/Dry 55°

Brno
Circuit Length = 5.4030 km.
Start: 14:04 End: 14:34

International Formula Master

LAP CHART - RACE 2

(contd.)

Lap 6			Lap 7			Lap 8			Lap 9			Lap 10		
No	Behind	Laptime	No	Behind	Laptime	No	Behind	Laptime	No	Behind	Laptime	No	Behind	Laptime
14		1:55.954	14		1:58.965	14		3:12.640	14		3:02.279	14		1:56.935
12	1.194	1:55.849	12	0.690	1:58.461	12	0.518	3:12.468	12	0.292	3:02.053	7	0.330	1:56.836
7	2.136	1:55.991	7	2.076	1:58.905	7	1.132	3:11.696	7	0.429	3:01.576	25	0.613	1:56.665
25	4.596	1:55.491	25	3.641	1:58.010	25	2.249	3:11.248	25	0.883	3:00.913	12	1.752	1:58.395
15	7.625	1:57.372	15	5.695	1:57.035	15	2.668	3:09.613	15	1.044	3:00.655	15	3.359	1:59.250
11	10.801	1:57.329	11	9.733	1:57.897	11	3.465	3:06.372	11	1.533	3:00.347	11	4.060	1:59.462
8	11.126	1:57.421	8	10.210	1:58.049	8	3.776	3:06.206	8	2.132	3:00.635	8	4.437	1:59.240
4	16.081	1:57.680	4	17.380	2:00.264	4	4.624	2:59.884	4	2.805	3:00.460	4	5.505	1:59.635
33	16.669	1:57.959	9	17.882	1:59.288	9	5.073	2:59.831	9	2.948	3:00.154	9	5.968	1:59.955
9	17.559	1:57.679	3	21.145	1:59.202	3	5.593	2:57.088	3	3.468	3:00.154	3	6.268	1:59.735
3	20.908	1:58.816	31	23.606	2:00.999	31	6.667	2:55.701	31	4.125	2:59.737	31	6.709	1:59.519
24	1 LAP	3:39.509	23	24.560	2:01.179	23	7.412	2:55.492	23	5.150	3:00.017	23	6.983	1:58.768
31	21.572	1:58.337	26	25.226	2:01.100	26	8.679	2:56.093	26	5.244	2:58.844	26	7.397	1:59.088
23	22.346	1:58.318	6	27.581	2:03.167	6	9.894	2:54.953	40	6.063	2:57.601	40	8.349	1:59.221
26	23.091	1:59.262	40	28.490	2:01.779	40	10.741	2:54.891	6	6.595	2:58.980	6	8.673	1:59.013
6	23.379	1:58.465	5	29.479	2:01.255	5	11.567	2:54.728	5	6.869	2:57.581	5	9.421	1:59.487
32	25.909	2:05.161P	24	1 LAP	2:09.633	24	1 LAP	2:52.811	24	1 LAP	2:57.478	22	10.411	1:59.059
40	25.676	1:58.447	10	35.397	2:03.603	10	12.981	2:50.224	10	7.884	2:57.182	27	12.309	2:00.103
5	27.189	1:58.722	22	35.572	2:03.476	22	13.683	2:50.751	22	8.287	2:56.883	34	12.573	2:01.042
10	30.759	1:59.165	34	35.983	2:02.476	34	14.649	2:51.306	34	8.466	2:56.096	29	13.376	2:00.303
22	31.061	1:58.953	27	36.898	2:02.875	27	16.033	2:51.775	27	9.141	2:55.387	19	14.331	2:01.503
34	32.472	1:59.226	30	58.281	2:01.257	30	17.195	2:31.554	30	9.320	2:54.404	30	14.639	2:02.254
27	32.988	1:59.364	19	1:02.860	1:59.863	19	17.668	2:27.448	19	9.763	2:54.374	24	1 LAP	2:09.037
30	55.989	2:23.120	29	1:15.053	1:59.668	29	18.040	2:15.627	29	10.008	2:54.247	10	35.484	2:24.535P
19	1:01.962	1:57.476												
29	1:14.350	1:57.096												

Weather/Track: Sun 25°/Dry 55°

www.mstworld.com

Page 2 of 3

Brno
Circuit Length = 5.4030 km.
Start: 14:04 End: 14:34

Printed - 14:36 Sunday, 17 June 2007

International Formula Master

LAP CHART - RACE 2

(contd.)

Lap 11			Lap 12			Lap 13			Lap 14			Lap 15		
No	Behind	Laptime	No	Behind	Laptime	No	Behind	Laptime	No	Behind	Laptime	No	Behind	Laptime
14		1:56.744	14		1:57.064	25		1:57.151	25		1:57.024			
25	0.497	1:56.628	25	0.412	1:56.979	14	1.036	1:58.599	14	2.234	1:58.222			
7	1.066	1:57.480	7	0.931	1:56.929	7	1.342	1:57.974	7	2.463	1:58.145			
12	1.464	1:56.456	12	1.548	1:57.148	12	1.740	1:57.755	12	2.972	1:58.256			
15	3.372	1:56.757	15	4.084	1:57.776	15	4.450	1:57.929	15	5.978	1:58.552			
11	4.760	1:57.444	11	6.641	1:58.945	8	8.907	1:59.617	8	8.369	1:56.486			
8	5.042	1:57.349	8	6.853	1:58.875	11	10.441	2:01.363	11	12.641	1:59.224			
4	6.579	1:57.818	4	8.073	1:58.558	4	10.870	2:00.360	9	13.543	1:59.478			
9	7.151	1:57.927	9	8.673	1:58.586	9	11.089	1:59.979	3	14.033	1:59.702			
3	7.814	1:58.290	3	9.182	1:58.432	3	11.355	1:59.736	4	14.862	2:01.016			
31	8.396	1:58.431	31	11.881	2:00.549	23	12.283	1:57.814	23	15.143	1:59.884			
23	8.652	1:58.413	23	12.032	2:00.444	26	14.121	1:59.265	26	17.576	2:00.479			
26	9.590	1:58.937	26	12.419	1:59.893	6	14.663	1:59.595	6	17.905	2:00.266			
6	11.444	1:59.515	6	12.631	1:58.251	31	15.702	2:01.384	31	18.512	1:59.834			
5	12.201	1:59.524	5	14.795	1:59.658	5	17.267	2:00.035	5	20.559	2:00.316			
40	12.703	2:01.098	22	15.104	1:59.029	22	18.387	2:00.846	40	22.416	2:00.821			
22	13.139	1:59.472	40	15.736	2:00.097	40	18.619	2:00.446	19	23.132	1:59.692			
27	15.135	1:59.570	19	18.966	1:59.898	19	20.464	1:59.061	22	23.131	2:01.768			
29	15.985	1:59.353	27	19.242	2:01.171	29	21.496	1:59.528	29	23.497	1:59.025			
19	16.132	1:58.545	29	19.531	2:00.610	30	22.987	2:00.376	27	27.114	2:00.235			
30	17.037	1:59.142	30	20.174	2:00.201	27	23.903	2:02.224	30	27.862	2:01.899			
24	1 LAP	1:56.179	24	1 LAP	2:05.229	24	1 LAP	1:56.158	24	1 LAP	2:01.161			

Weather/Track: Sun 25°/Dry 55°

www.mstworld.com

Page 3 of 3

Brno
Circuit Length = 5.4030 km.
Start: 14:04 End: 14:34

Printed - 14:36 Sunday, 17 June 2007